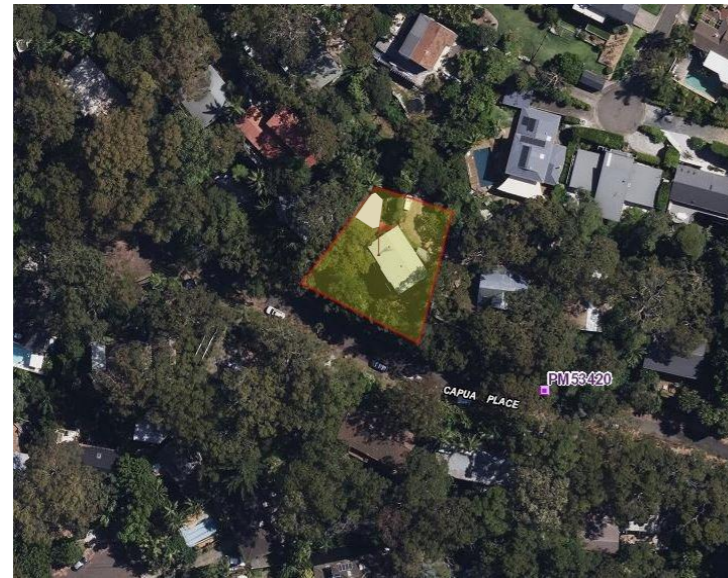
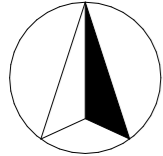


DEVELOPMENT APPLICATION

12 CAPUA PLACE - AVALON



CONTENTS

PAGE	DRAWING TITLE
DA.00	COVER PAGE
DA.01	SITE ANALYSIS PLAN
DA.02	GARAGE FLOOR PLAN
DA.03	SECONDARY DWELLING FLOOR PLAN
DA.04	EAST AND SOUTH ELEVATIONS
DA.05	WEST AND NORTH ELEVATIONS
DA.06	SOUTH ELEVATION FROM FRONT STREET
DA.07	SECTION / SPECIFICATIONS
DA.08	BASIX COMMITMENTS
DA.09	SECTIONS BB; G1, G2 & G3
DA.10	LANDSCAPED AREA CALCULATION PLAN
DA.11	ROOF & STORMWATER CONCEPT PLAN
DA.12	EROSION & SEDIMENT CONTROL / WASTE MANAGEMENT PLAN
DA.13	SHADOW DIAGRAM JUNE 21 9:00 am
DA.14	SHADOW DIAGRAM JUNE 21 12 noon
DA.15	SHADOW DIAGRAM JUNE 21 3:00 pm

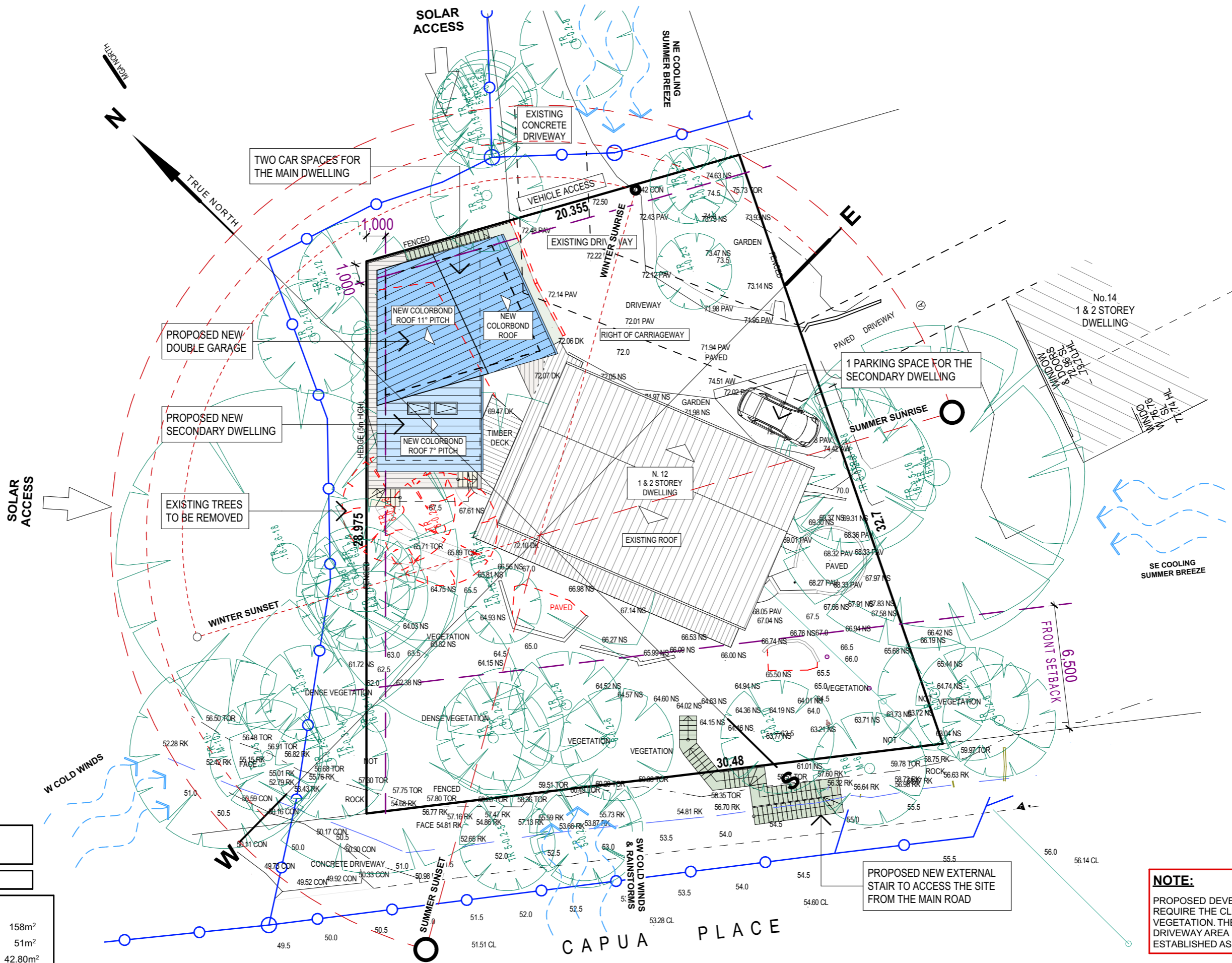


JJ DRAFTING

JJ DRAFTING AUSTRALIA PTY LTD

1300 977 804

www.jjdrafting.com.au

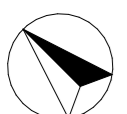


SITE ANALYSIS PLAN

LOT	2
DP	528345
SITE AREA = 770.60 m²	
AREA CALCULATIONS	
APPROX. EXISTING GROSS FLOOR AREA	158m ²
PROPOSED NEW SECONDARY DWELLING	51m ²
PROPOSED NEW DOUBLE GARAGE	42.80m ²

NOTE:
 PROPOSED DEVELOPMENT WILL NOT REQUIRE THE CLEARING OF NATIVE VEGETATION. THE EXISTING DECK AND DRIVEWAY AREA HAS BEEN ESTABLISHED AS A NON-NATIVE GARDEN.

TRUE NORTH:



NOTES (E & OE)

- All structures including stormwater & drainage to engineer's details.
- Do not obtain dimensions by scaling drawings.
- All dimensions are to be checked on site prior to starting work.
- These drawings are to be read in conjunction with all other consultant's drawings and specifications.
- All workmanship & materials shall be in accordance with the requirements of current editions including amendments of the National Construction Code, relevant Australian Standards & local council requirements.
- New materials are to be used throughout unless otherwise noted.
- Concrete footings, slab, structural beams or any other structural members are to be designed by a practicing engineer.

JJ Drafting Australia P/L.
 26/90 Mona Vale Road, Mona Vale, NSW, 2103
 PO Box 687, Dee Why, NSW, 2099
 Mob. 0414 717 541 | ACN 651 693 346
 Email. enquiries@jjdrafting.com.au
 www.jjdrafting.com.au

REV:	DATE:	DESCRIPTION:
A	22.07.24	PRELIM. DRAWINGS UPDATED

PROPOSED ALTERATIONS AND ADDITIONS & A SECONDARY DWELLING
 45A Riviera Avenue - Avalon (12 Capua Place)
 CLIENT: Bernhard & Barbara
 DRAWING TITLE: SITE ANALYSIS PLAN

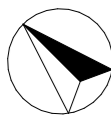
JOB No:	DRAWN BY:	SCALE:
1267/24	LB	1:200 @ A3
DATE:	DRAWING No:	CHECKED BY:
JULY/24	DA.01	JJ



SITE ANALYSIS PLAN

LOT	2
DP	528345
SITE AREA = 770.60 m²	
AREA CALCULATIONS	
APPROX. EXISTING GROSS FLOOR AREA	158m ²
PROPOSED NEW SECONDARY DWELLING	51m ²
PROPOSED NEW DOUBLE GARAGE	42.80m ²

TRUE NORTH:



NOTES (E & OE)

- All structures including stormwater & drainage to engineer's details.
- Do not obtain dimensions by scaling drawings.
- All dimensions are to be checked on site prior to starting work.
- These drawings are to be read in conjunction with all other consultant's drawings and specifications.
- All workmanship & materials shall be in accordance with the requirements of current editions including amendments of the National Construction Code, relevant Australian Standards & local council requirements.
- New materials are to be used throughout unless otherwise noted.
- Concrete footings, slab, structural beams or any other structural members are to be designed by a practicing engineer.

JJ Drafting Australia P/L.
 26/90 Mona Vale Road, Mona Vale, NSW, 2103
 PO Box 687, Dee Why, NSW, 2099
 Mob. 0414 717 541 | ACN 651 693 346
 Email. enquiries@jjdrafting.com.au
 www.jjdrafting.com.au

REV:	DATE:	DESCRIPTION:
A	22.07.24	PRELIM. DRAWINGS UPDATED

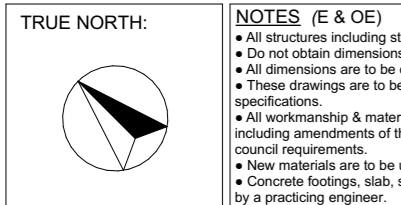
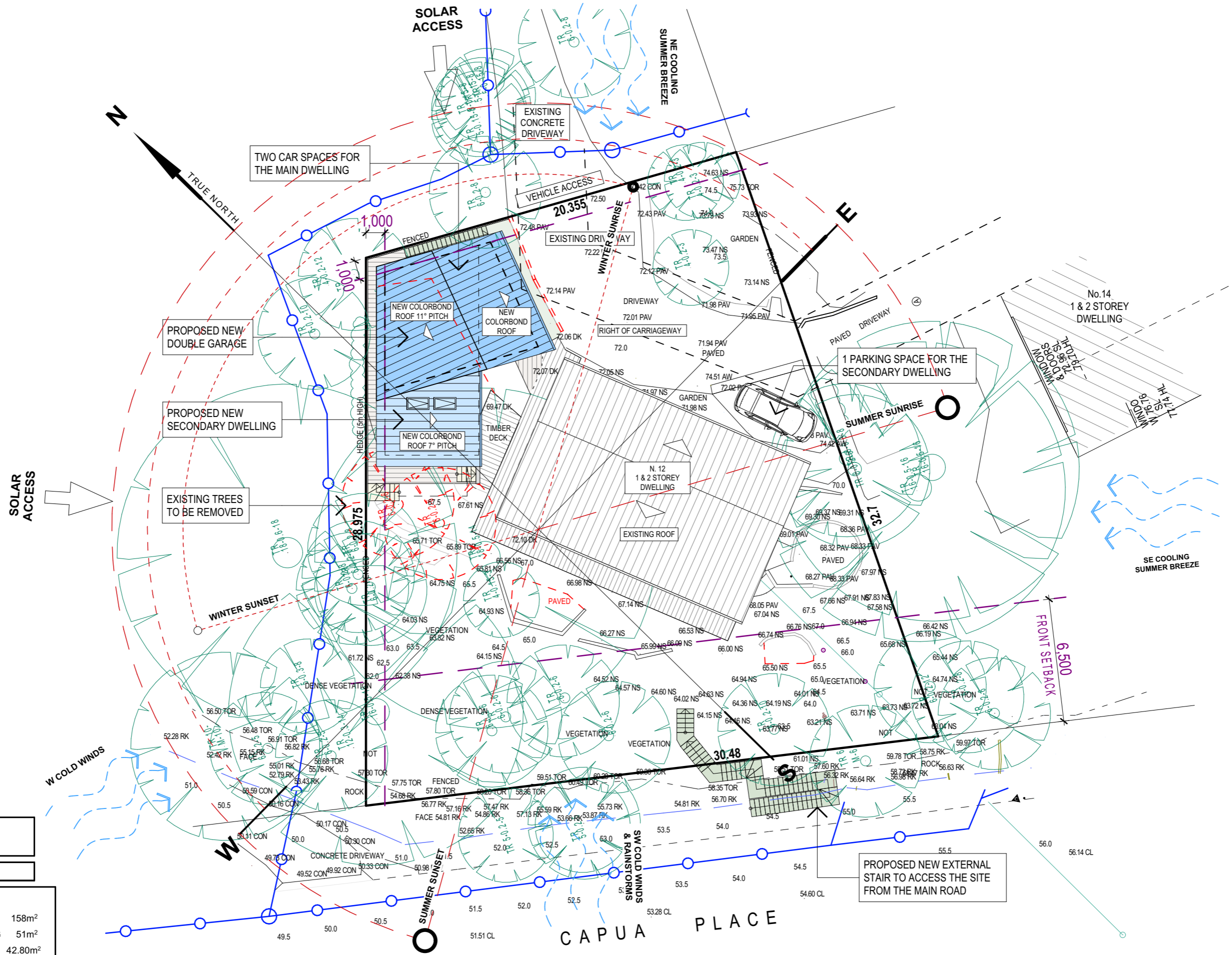
PROPOSED ALTERATIONS AND ADDITIONS & A SECONDARY DWELLING
 45A Riviera Avenue - Avalon (12 Capua Place)
 CLIENT: Bernhard & Barbara
 DRAWING TITLE:
SITE ANALYSIS PLAN

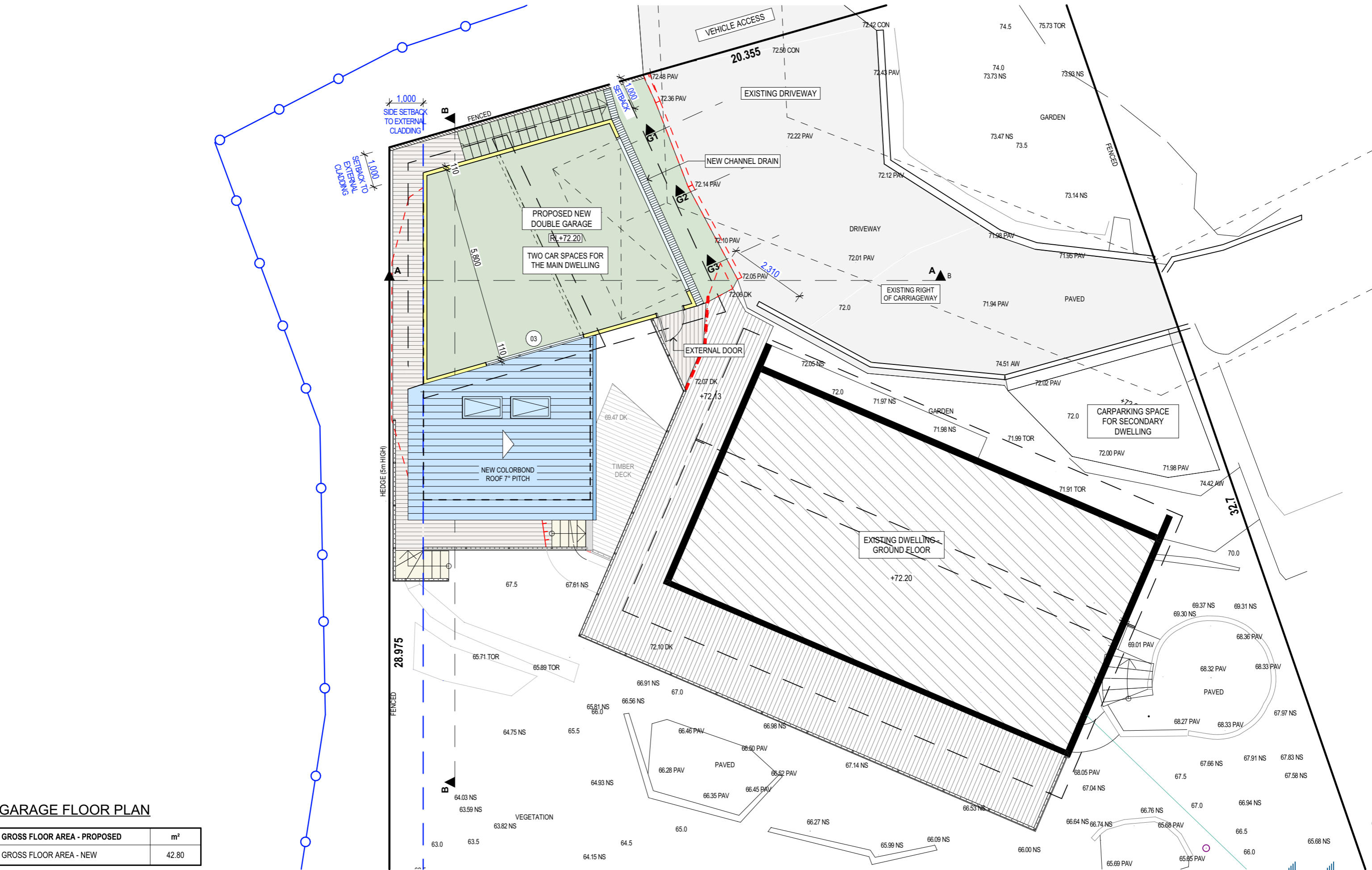
JOB No:
 1267/24

DRAWN BY:
 LB
 DATE:
 JULY/24

SCALE:
 1:200 @ A3
 DRAWING No:
DA.01

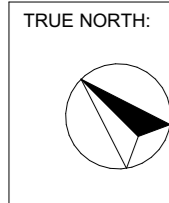
bdca
 ACCREDITED
 BUILDING DESIGNER
 CHECKED BY:
 JJ





GARAGE FLOOR PLAN

GROSS FLOOR AREA - PROPOSED	m ²
GROSS FLOOR AREA - NEW	42.80



NOTES (E & OE)

- All structures including stormwater & drainage to engineer's details.
- Do not obtain dimensions by scaling drawings.
- All dimensions are to be checked on site prior to starting work.
- These drawings are to be read in conjunction with all other consultant's drawings and specifications.
- All workmanship & materials shall be in accordance with the requirements of current editions including amendments of the National Construction Code, relevant Australian Standards & local council requirements.
- New materials are to be used throughout unless otherwise noted.
- Concrete footings, slab, structural beams or any other structural members are to be designed by a practicing engineer.

JJ Drafting Australia P/L.
 26/90 Mona Vale Road, Mona Vale, NSW, 2103
 PO Box 687, Dee Why, NSW, 2099
 Mob. 0414 717 541 | ACN 651 693 346
 Email. enquiries@jjdrafting.com.au
 www.jjdrafting.com.au


REV:	DATE:	DESCRIPTION:
A	22.07.24	PRELIM. DRAWINGS UPDATED

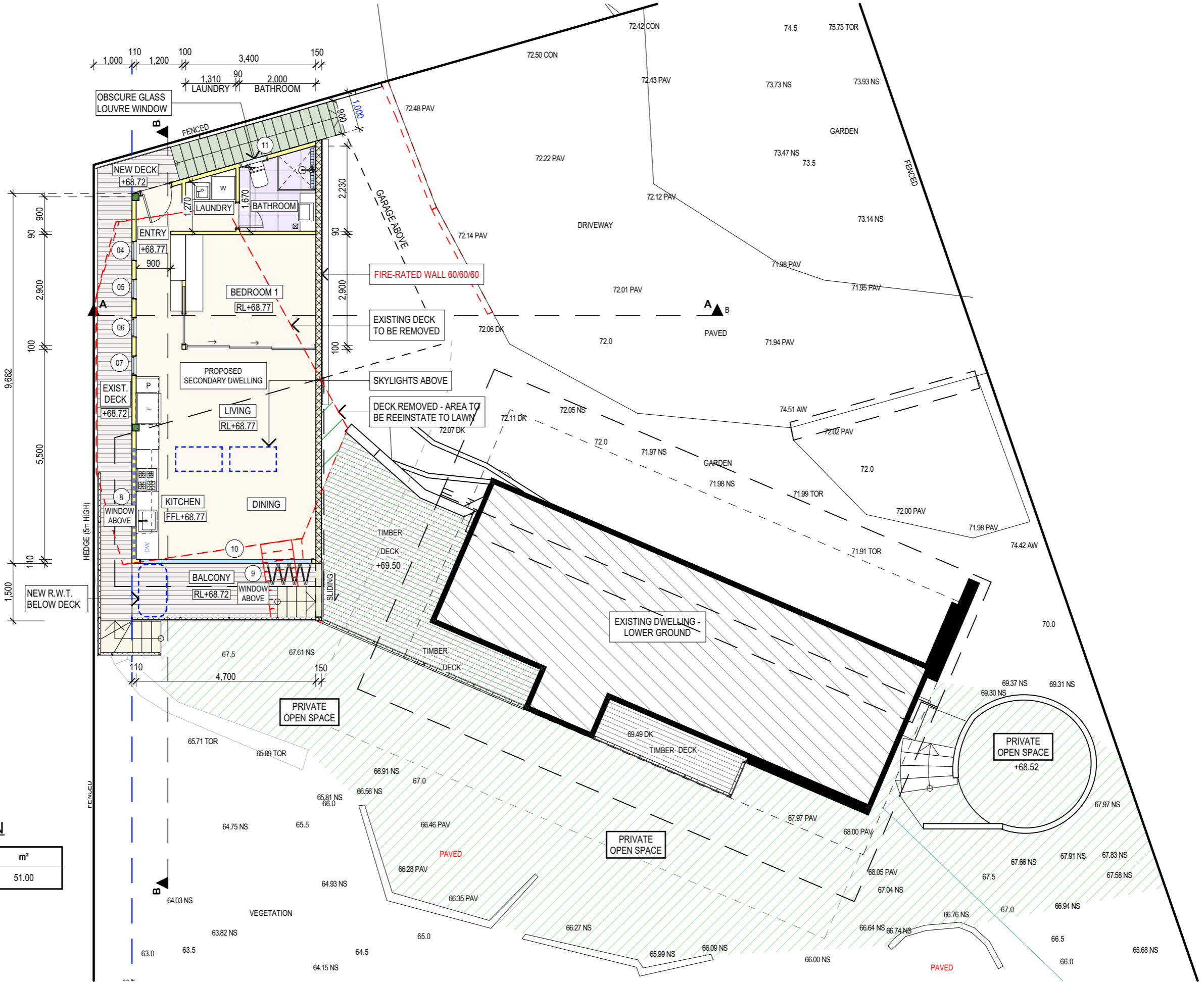
PROPOSED ALTERATIONS AND ADDITIONS & A SECONDARY DWELLING
 45A Riviera Avenue - Avalon (12 Capua Place)
 CLIENT: Bernhard & Barbara
 DRAWING TITLE: GARAGE FLOOR PLAN

JOB No:
1267/24

DRAWN BY:
LB
DATE:
JULY/24

SCALE:
1:100 @ A3
DRAWING No:
DA.02





GRANNY FLAT FLOOR PLAN

GROSS FLOOR AREA - PROPOSED	m ²
GROSS FLOOR AREA - SECONDARY DWELLING	51.00

LEGEND:

PRIVATE OPEN SPACE

TRUE NORTH:

NOTES (E & OE)

- All structures including stormwater & drainage to engineer's details.
- Do not obtain dimensions by scaling drawings.
- All dimensions are to be checked on site prior to starting work.
- These drawings are to be read in conjunction with all other consultants drawings and specifications.
- All workmanship & materials shall be in accordance with the requirements of current editions including amendments of the National Construction Code, relevant Australian Standards & local council requirements.
- New materials are to be used throughout unless otherwise noted.
- Concrete footings, slab, structural beams or any other structural members are to be designed by a practicing engineer.

JJ Drafting Australia P/L.

26/90 Mona Vale Road, Mona Vale, NSW, 2103
 PO Box 687, Dee Why, NSW, 2099
 Mob. 0414 717 541 | ACN 651 693 346
 Email. enquiries@jjdrafting.com.au
 www.jjdrafting.com.au

REV:	DATE:	DESCRIPTION:
A	22.07.24	PRELIM. DRAWINGS UPDATED

PROPOSED ALTERATIONS AND ADDITIONS & A SECONDARY DWELLING

45A Riviera Avenue - Avalon (12 Capua Place)

CLIENT: Bernhard & Barbara

DRAWING TITLE:
SECONDARY DWELLING FLOOR PLAN

JOB No:
1267/24

DRAWN BY:
LB

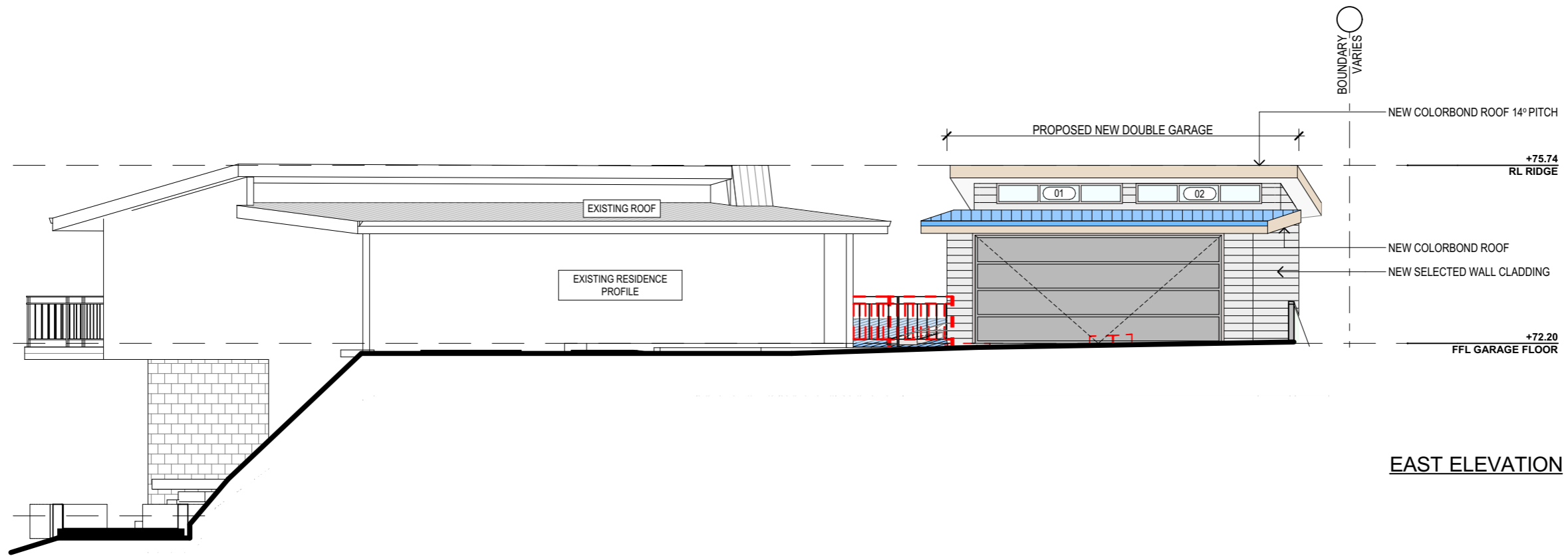
DATE:
JULY/24

SCALE:
1:100 @ A3

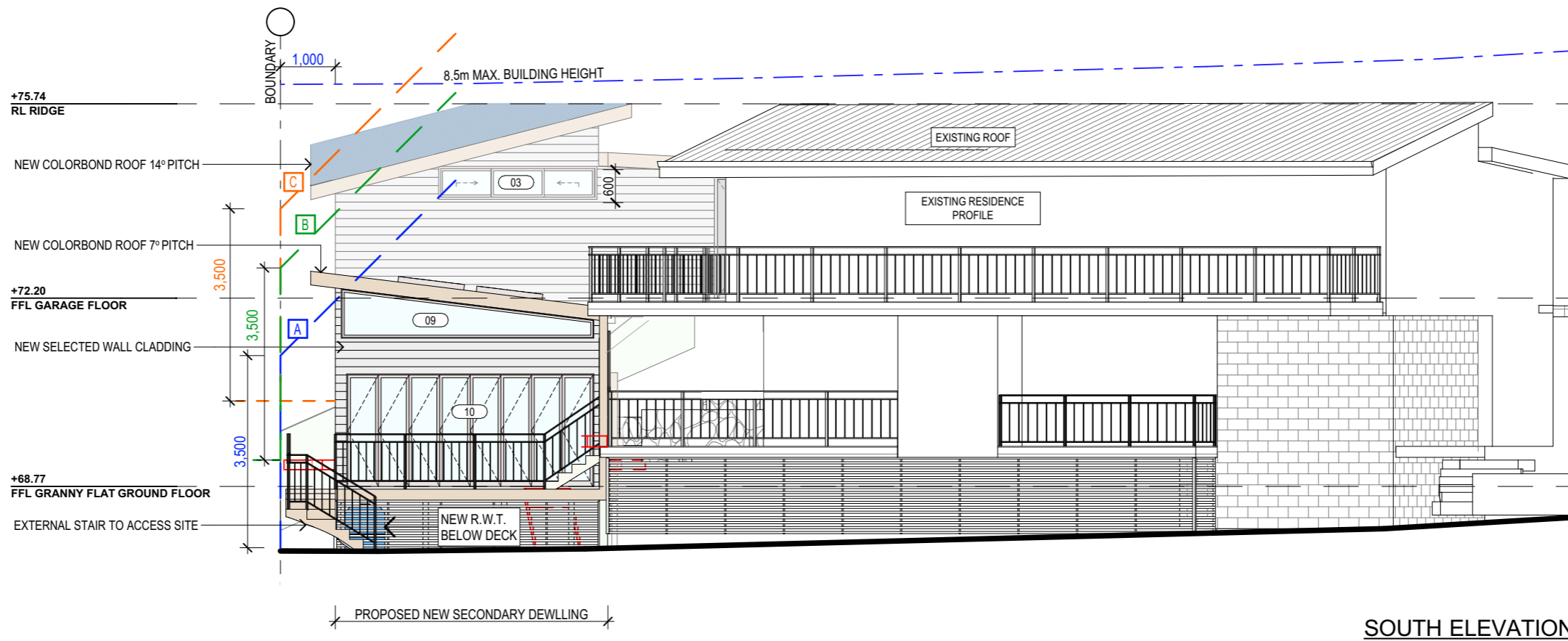
DRAWING No:
DA.03

bdca
 ACCREDITED
 BUILDING DESIGNER

CHECKED BY:
JJ



EAST ELEVATION



SOUTH ELEVATION

NOTES (E & OE)

- All structures including stormwater & drainage to engineer's details.
- Do not obtain dimensions by scaling drawings.
- All dimensions are to be checked on site prior to starting work.
- These drawings are to be read in conjunction with all other consultant's drawings and specifications.
- All workmanship & materials shall be in accordance with the requirements of current editions including amendments of the National Construction Code, relevant Australian Standards & local council requirements.
- New materials are to be used throughout unless otherwise noted.
- Concrete footings, slab, structural beams or any other structural members are to be designed by a practicing engineer.

JJ Drafting Australia P/L.
 26/90 Mona Vale Road, Mona Vale, NSW, 2103
 PO Box 687, Dee Why, NSW, 2099
 Mob. 0414 717 541 | ACN 651 693 346
 Email. enquiries@jjdrafting.com.au
 www.jjdrafting.com.au

REV:	DATE:	DESCRIPTION:
A	22.07.24	PRELIM. DRAWINGS UPDATED

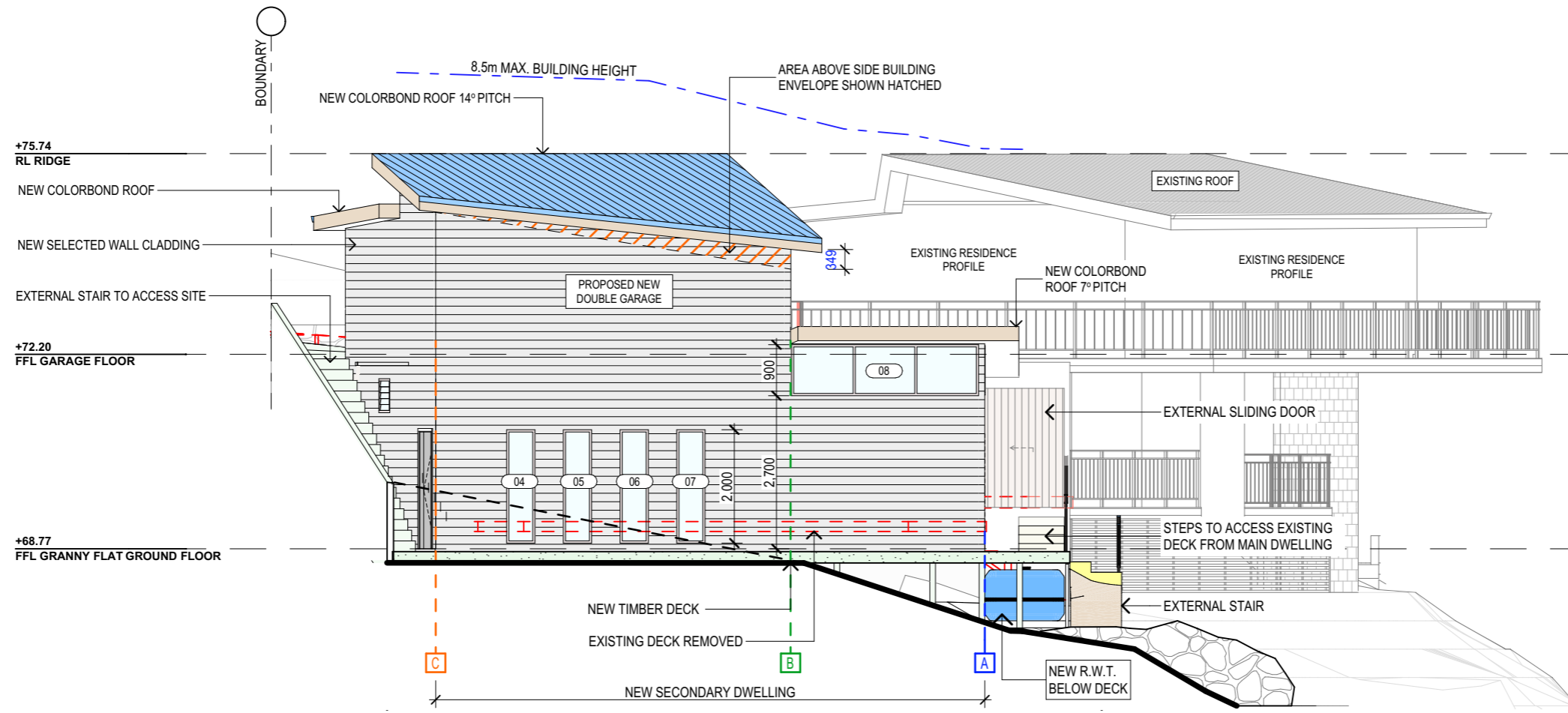
PROPOSED ALTERATIONS AND ADDITIONS & A SECONDARY DWELLING
 45A Riviera Avenue - Avalon (12 Capua Place)
 CLIENT: Bernhard & Barbara
 DRAWING TITLE:
 EAST AND SOUTH ELEVATIONS

JOB No:
 1267/24

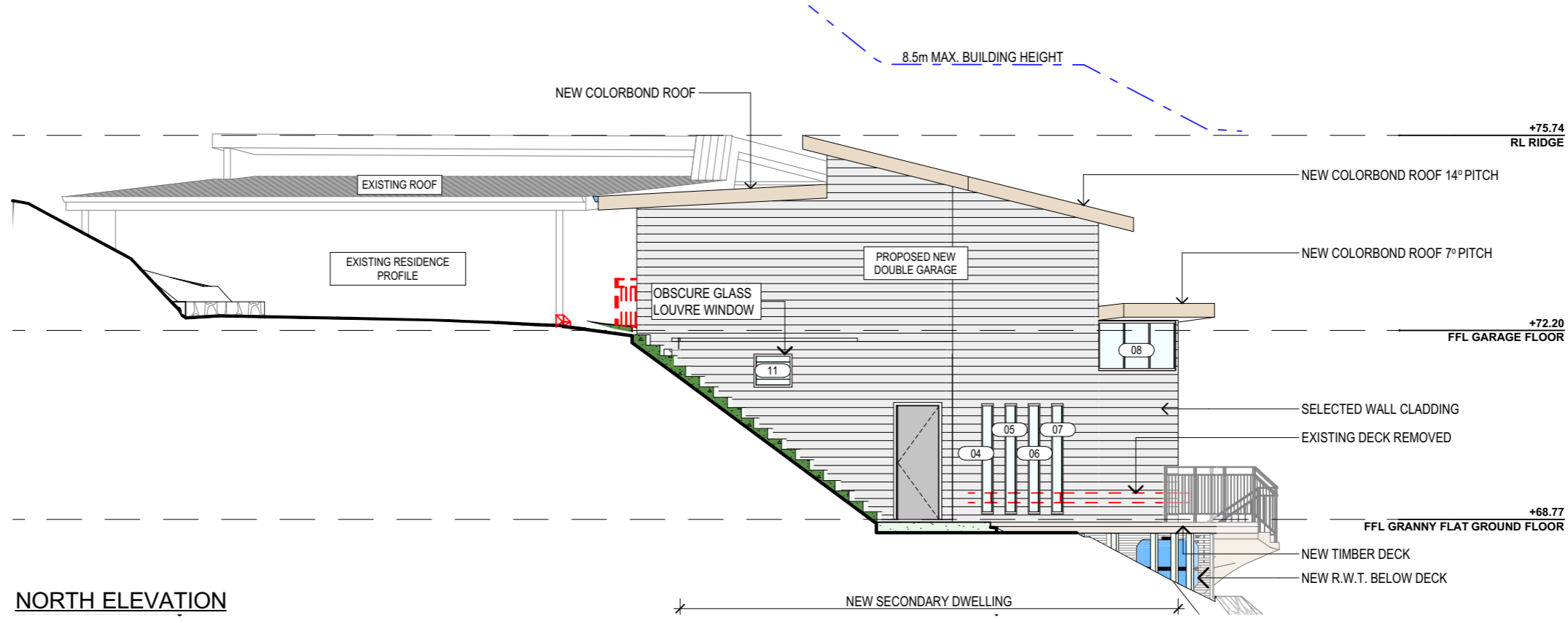
DRAWN BY:
 LB
 DATE:
 JULY/24

SCALE:
 1:100 @ A3
 DRAWING No:
DA.04

bdca
 ACCREDITED
 BUILDING DESIGNER
 CHECKED BY:
 JJ



WEST ELEVATION



NORTH ELEVATION

NOTES (E & OE)

- All structures including stormwater & drainage to engineer's details.
- Do not obtain dimensions by scaling drawings.
- All dimensions are to be checked on site prior to starting work.
- These drawings are to be read in conjunction with all other consultant's drawings and specifications.
- All workmanship & materials shall be in accordance with the requirements of current editions including amendments of the National Construction Code, relevant Australian Standards & local council requirements.
- New materials are to be used throughout unless otherwise noted.
- Concrete footings, slab, structural beams or any other structural members are to be designed by a practicing engineer.

JJ Drafting Australia P/L.
 26/90 Mona Vale Road, Mona Vale, NSW, 2103
 PO Box 687, Dee Why, NSW, 2099
 Mob. 0414 717 541 | ACN 651 693 346
 Email. enquiries@jjdrafting.com.au
 www.jjdrafting.com.au

REV:	DATE:	DESCRIPTION:
A	22.07.24	PRELIM. DRAWINGS UPDATED

PROPOSED ALTERATIONS AND ADDITIONS & A SECONDARY DWELLING
 45A Riviera Avenue - Avalon (12 Capua Place)
 CLIENT: Bernhard & Barbara

DRAWING TITLE:
WEST AND NORTH ELEVATIONS

JOB No:
 1267/24

DRAWN BY:
 LB

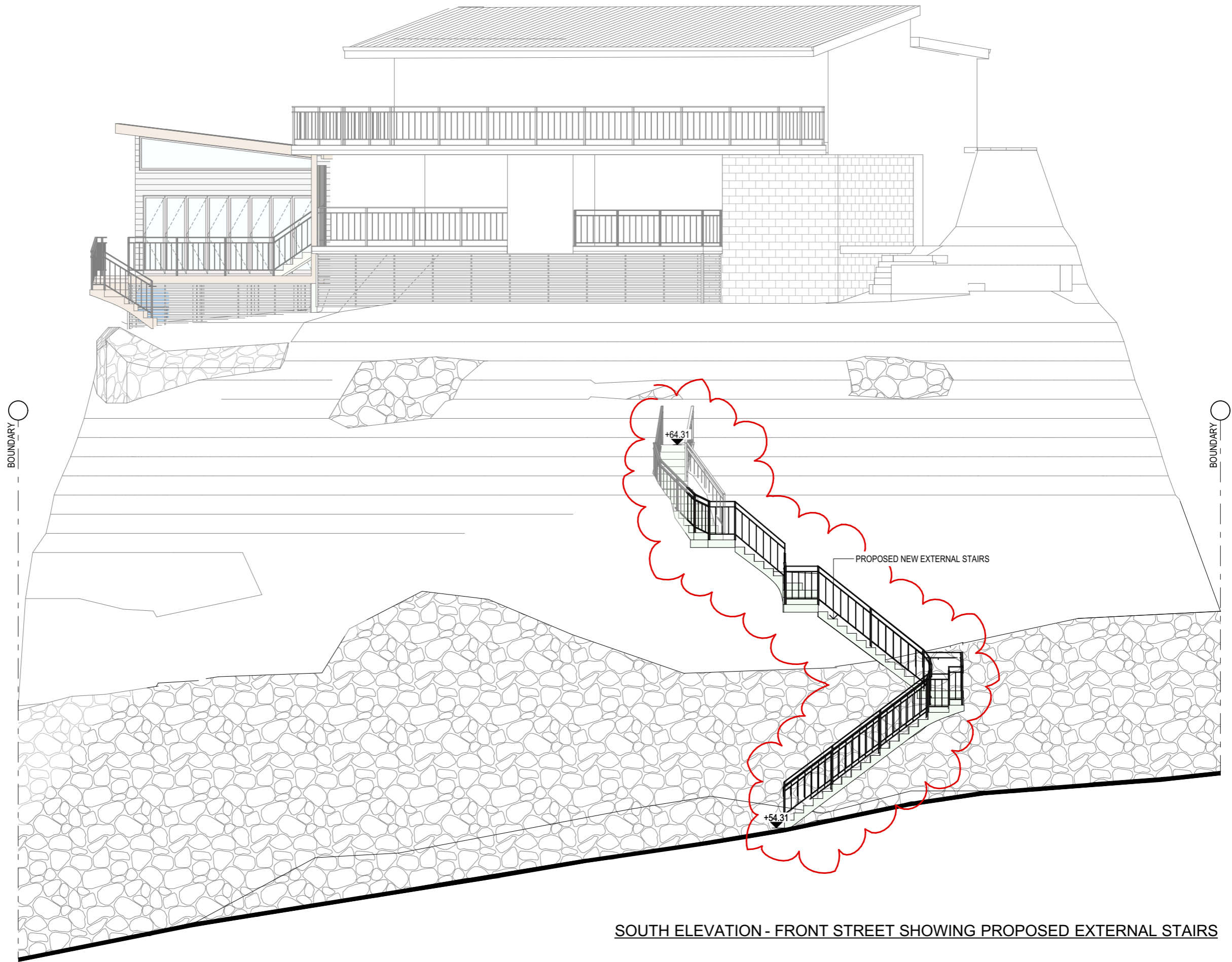
DATE:
 JULY/24

SCALE:
 1:100 @ A3

DRAWING No:
DA.05

ACCREDITED BUILDING DESIGNER

CHECKED BY:
 JJ



SOUTH ELEVATION - FRONT STREET SHOWING PROPOSED EXTERNAL STAIRS

TRUE NORTH:



NOTES (E & OE)

- All structures including stormwater & drainage to engineer's details.
- Do not obtain dimensions by scaling drawings.
- All dimensions are to be checked on site prior to starting work.
- These drawings are to be read in conjunction with all other consultant's drawings and specifications.
- All workmanship & materials shall be in accordance with the requirements of current editions including amendments of the National Construction Code, relevant Australian Standards & local council requirements.
- New materials are to be used throughout unless otherwise noted.
- Concrete footings, slab, structural beams or any other structural members are to be designed by a practicing engineer.

**JJ Drafting
Australia P/L.**

26/90 Mona Vale Road, Mona Vale, NSW, 2103
 PO Box 687, Dee Why, NSW, 2099
 Mob. 0414 717 541 | ACN 651 693 346
 Email. enquiries@jjdrafting.com.au
 www.jjdrafting.com.au


REV:	DATE:	DESCRIPTION:
A	22.07.24	PRELIM. DRAWINGS UPDATED

PROPOSED ALTERATIONS AND ADDITIONS & A SECONDARY DWELLING
45A Riviera Avenue - Avalon (12 Capua Place)
CLIENT: Bernhard & Barbara
DRAWING TITLE: SOUTH ELEVATION FROM FRONT STREET

JOB No: 1267/24

DRAWN BY: LB
DATE: JULY/24

SCALE: 1:100 @ A3
DRAWING No: DA.06



**ACCREDITED
BUILDING DESIGNER**

CHECKED BY:
JJ

SPECIFICATION NOTES

INTERNAL LINING

- PROVIDE PLASTERBOARD LINING.
- INSTALL TO MANUFACTURERS SPECIFICATIONS & AS 2589

EXTERNAL WALLS:

- BRICK VENEER WALLS WITH SELECTED BRICKS TO DWELLING.
- ALL EXTERNAL WALL CLADDINGS MUST BE COMPLIANT WITH THE REQUIREMENTS OF NCC 2022 - ABCB HOUSING PROVISIONS PART 7, AS1684 AND ALL RELEVANT CODEMARK CERTIFICATES.
- ROOF AND WALL CLADDING INSTALLATION TO NCC 2022 H1D7 & AS 1562 DESIGN AND INSTALLATION OF SHEET ROOF AND WALL CLADDING.

CONDENSATION MANAGEMENT:

- CONDENSATION MANAGEMENT MUST BE ADHERED TO IN ACCORDANCE WITH NCC 2022 - HOUSING PROVISIONS PART 10.8.

FLOOR:

- GROUND FLOOR TO BE REINFORCED CONCRETE SLAB IN ACCORDANCE WITH AS2870.
- FIRST FLOOR TO BE TIMBER FRAMED FINISHED WITH T&G HARDWOOD FLOORING.

WET AREAS:

- ALL WATERPROOFING TO NCC 2022 - ABCB HOUSING PROVISIONS PART 10, AS3740 AND PROVIDE A GUARANTEED FLEXIBLE WATERPROOF MEMBRANE TO ALL WET AREA FLOORS & SHOWER WALLS TO MANUFACTURED SPECIFICATIONS AND INSTALLATION INSTRUCTIONS.
- WATERPROOF INSTALLATION NCC (2022): HOUSING PROVISIONS PART 10, AS 3740 WATERPROOFING OF DOMESTIC WET AREAS (INTERNAL) & AS 4654 WATERPROOF MEMBRANES FOR EXTERNAL USE.

BEARERS AND JOISTS:

- SHALL BE INSTALLED TO COMPLY WITH AS1684 AS AMENDED FOR TIMBER COMPONENTS OR AS3620 FOR LIGHTWEIGHT STEEL FRAMING SECTIONS OR AS PER THE NASH ALTERNATIVES TO AS 3623.

ANT CAPS:

- SHALL BE INSTALLED IN ACCORDANCE WITH AS3660.

PROFILED STEEL ROOF:

- COLORBOND ROOF CLADDING
- METAL ROOF DESIGN AND INSTALLATION SHALL BE IN ACCORDANCE WITH NCC 2022 - ABCB HOUSING PROVISIONS PART 7, AS 1562.

ROOF TILES OR SHINGLES:

- NCC 2022 - ABCB HOUSING PROVISIONS PART 7.3.

CONCRETE:

- SHALL BE IN ACCORDANCE WITH NCC 2022 - ABCB HOUSING PROVISIONS PART 4 .2.10.
- ALL WORKMANSHIP AND MATERIALS SHALL BE IN ACCORDANCE WITH CURRENT EDITIONS OF THE AS3600.

BRICK AND BLOCKWORK:

- MASONRY STRUCTURES TO NCC 2022 - ABCB HOUSING PROVISIONS PART 5 & AS 3700 MASONRY STRUCTURES.

FOOTINGS:

- FOOTINGS TO BE IN ACCORDANCE WITH AS1480.
- FOOTINGS TO BE IN ACCORDANCE WITH NCC VOL.2 PARTS H1D4
- ALL REINFORCEMENTS SHALL CONFORM TO AS1302, AS1303 AND AS1304.
- RESIDENTIAL SLABS, FOOTINGS AND CONCRETE STRUCTURES TO NCC 2022 - ABCB HOUSING PROVISIONS PART 3 & 4, AS 2870 RESIDENTIAL SLABS AND FOOTING & AS 3600 CONCRETE STRUCTURES.

CARPENTRY:

- TIMBER TO COMPLY WITH AS1170.2 OR AS4055.
- ALL WORKMANSHIP AND MATERIALS SHALL BE IN ACCORDANCE WITH AS1684 AND 1720 AS APPLICABLE.
- TERMITE MANAGEMENT INSTALLATION OF PERIMETER & COLLARS TO NCC 2022 - ABCB HOUSING PROVISIONS PART 3.4 & AS 3660.1 TERMITE MANAGEMENT - NEW BUILDING WORK.

TIMBER FRAMING:

- ALL EXTERNAL TIMBER FRAMED WALLS TO BE WRAPPED IN A BREATHABLE VAPOUR PERMEABLE MEMBRANE IN ACCORDANCE WITH NCC VOL.2 PART H1D6 , INSTALLED WITH AS/NZS 4200.1 & AS/NZS 4200.2
- TIMBER FRAMING INSTALLATION TO NCC 2022 - VOL.2 PART HAD6(4), AS 1684.4 RESIDENTIAL TIMBER FRAMED CONSTRUCTION & AS/NZS 1170 STRUCTURAL DESIGN ACTIONS.
- GROUND FLOOR TIMBERS SHALL BE ONLY OF HARDWOOD, CYPRESS PINE OR PRESSURE TREATED RADIATA OR CANADA PINE BELOW A HEIGHT OF 300mm ABOVE FINISHED GROUND LEVEL AND MUST NOT BE BUILT INTO BRICKWORK.
- SUBFLOOR VENTILATION SHALL CONFORM TO NCC 2022 - ABCB HOUSING PRIVIONS PART 6.2
- IN BUSHFIRE PRONE AREAS SPECIAL CONDITIONS APPLY.
- WHERE TERMITE BARRIERS NEED TO BE INSPECTED, 400mm CLEARANCE IS REQUIRED BETWEEN THE UNDERSIDE OF BEARER AND GROUND SURFACE.
- USE TREATED TIMBER WHERE REQUIRED FOR DURABILITY.
- DO NOT USE TIMBER UNSUITABLE FOR EXPOSURE TO MOISTURE IN EXPOSED LOCATION.
- PROVIDE STRUCTURE BRACING IN ACCORDANCE WITH AS1684
- PROVIDE STRUCTURE TIEDOWN IN ACCORDANCE WITH AS1684
- USE GALVANISED FIXINGS WHERE EXPOSED TO WEATHER.

STEEL FRAMING:

- ALL STEEL FRAMING TO NCC 2022 - VOL.2 PARTH1D6(3), AS 4100 STEEL STRUCTURES, AS/ NZS 4600 COLD-FORMED STEEL STRUCTURES & NASH STANDARD.

TERMITE CONTROL:

- TO BE IN ACCORDANCE WITH TO AS3660.1
- SHALL BE IN ACCORDANCE WITH NCC 2022 - ABCB HOUSING PROVISION PART 3.4

FLASHING AND CAPPINGS:

- SELECTION AND INSTALLATION OF METAL RAINWATER GOODS REFER TO AS2180
- FLASH PROJECTIONS ABOVE THE ROOF WITH TWO PART FLASHINGS CONSISTING OF AN APRON FLASHING AND OVER FLASHING, WITH AT LEAST 100mm OVERLAP.
- PROVIDE FOR INDEPENDENT MOVEMENT BETWEEN ROOF AND PROJECTION.
- DAMP PROOF COURSE AND FLASHINGS TO NCC 2022 - VOL.2 PART H2 & AS/NZS 2904 DAMP-PROOF COURSES AND FLASHINGS.

CONCRETE BLOCKS OR BRICKS:

- TO COMPLY WITH TO AS4455 MASONRY BUILDING BLOCKS/PAVER.

LIGHTING:

- 40% OF NEW OR ALTERED LIGHT FIXTURES TO BE FITTED WITH FLUORESCENT, COMPACT FLUORESCENT, OR LIGHT-EMITTING-DIODE (LED) LAMPS

DOORS & WINDOWS:

- ALL FRAMED WINDOWS SHALL BE INSTALLED IN ACCORDANCE WITH AS2047-48 FOR ALUMINIUM WINDOWS AND AS2047 FOR TIMBER WINDOWS.
- ALUMINIUM FRAMED WINDOWS AND DOORS.
- WEATHER STRIPPING IS TO BE PROVIDED TO ALL EXTERNAL WINDOWS AND DOORS.
- ALL WINDOWS ARE TO BE RESTRICTED IN ACCORDANCE WITH NCC 2022 - ABCB HOUSING PROVISIONS PART 11.3.7 & PART 11.3.8 PROTECTION OF OPENABLE WINDOWS WHERE SURFACE BELOW IS MORE THAN 2M.
- PROVIDE LIFT-OFF HINGES WHERE THE TOILET PAN IS WITHIN 1.2 METRES OF THE HINGED SIDE OF THE DOOR IN ACCORDANCE WITH NCC 2022 - ABCB HOUSING PROVISIONS PART 10.4.

STAIRS, HANDRAILS AND BALUSTRADES:

- RELATIONSHIP OF RISER TO GOING SHALL BE BETWEEN 1:2 AND 1:1.35 UNLESS OTHERWISE DIRECTED TO GOING SHALL BE BETWEEN 1:2 AND 1:1.35 UNLESS OTHERWISE DIRECTED OR AS PERMITTED IN AS1657.
- BALUSTRADES SHALL BE PROVIDED TO ALL LANDINGS, RAMPS, DECKS, ROOFS AND OTHER ELEVATED PLATFORMS WHERE THE VERTICAL DISTANCE FROM THAT LEVEL IS MORE THAN 1m ABOVE THE ADJOINING FLOOR OR FINISHED GROUND LEVEL.
- THE HEIGHT OF BALUSTRADE MUST BE A MINIMUM OF 1m HIGH ABOVE LANDING AND NOT LESS THAN 865mm ABOVE THE NOSINGS OF ANY STAIR TREADS OR FLOOR RAMP AND HAVE NO OPENING GREATER THAN 125mm.
- THE HEIGHT OF BALUSTRADE TO THE NEW STAIRCASES IS TO BE MEASURED A MINIMUM 865mm ABOVE THE NOSING LINE AND HAVE NO OPENING GREATER THAN 125mm.
- ALL BALUSTRADES & PRIVACY SCREENS TO COMPLY WITH NCC 2022 - ABCB HOUSING PROVISIONS PART 11, AS 1684, AS 1170, AS 1288 & AS/NZS 2208

SLIP RESISTANCE:

- MATERIALS TO BE USED FOR SURFACES OF FLOORS, STAIR LANDING, STEPS AND NOSINGS SHALL BE IN ACCORDANCE WITH THE CLASSIFICATIONS FOR SLIP RESISTANCE AS APPLY IN AS4586 AND HB198.
- ALL STAIRS PROVIDING ACCESS TO COMPLY WITH NCC 2022 - ABCB HOUSING PROVISIONS PART 11, AS 4586 INCLUDING SLIP RESISTANCE P3 / R10 FOR DRY OR P4 / R11 FOR WET.

STORMWATER:

- EAVES GUTTERS, VALLEY GUTTERS AND DOWPIPES**
- TO COMPLY WITH AS/NZS 2179 FOR METAL AND AS1273 FOR UPVC COMPONENTS.
- IN ACCORDANCE WITH NCC VOL.2 PART 3.5.3
- NEW DOWNPIPES TO BE CONNECTED INTO EXISTING STORMWATER LINE
- COLORBOND GUTTERS AND DOWNPIPES
- MINIMUM SLOPE OF EAVES AND GUTTERS 1:200

GLAZING:

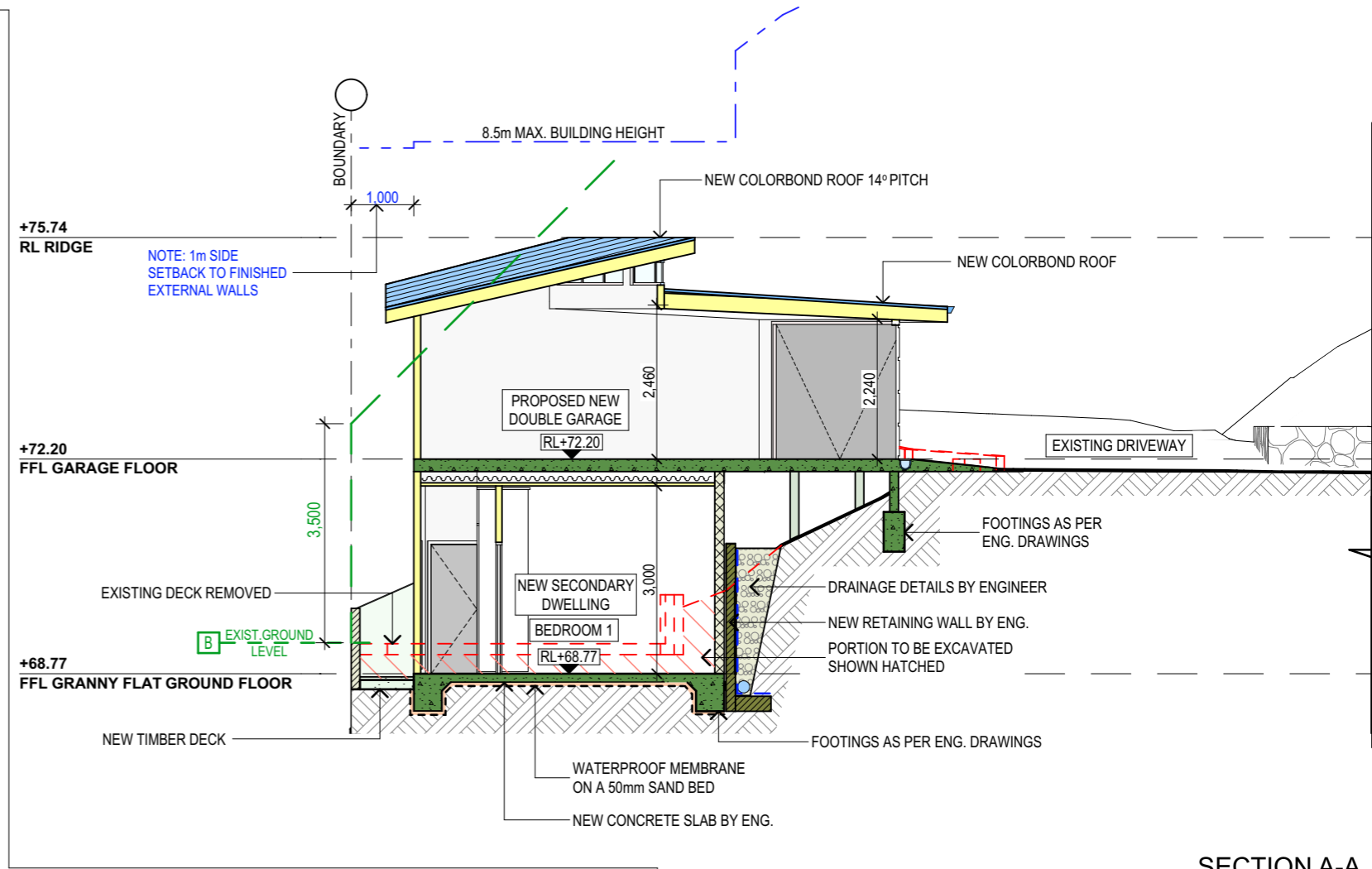
- NCC VOL2 PART H1D8, ABCB HOUSING PROVISIONS PART 8 .3
- ALL WINDOW GLAZING AND DOOR GLAZING TO BE INSTALLED IN ACCORDANCE TO NCC 2022 - ABCB HOUSING PROVISIONS PART 8, AS 1288 & AS/NZS 2208 SAFETY GLAZING MATERIALS IN BUILDINGS & AS 2047 WINDOWS AND EXTERNAL DOORS IN BUILDINGS.
- SHOWER SCREEN/MIRRORS / WARDROBE GLASS INSTALLATION TO NCC 2022 - HOUSING PROVISIONS PART 8, AS 1288 & AS/NZS 2208.
- GLASS BALUSTRADE INSTALLATION TO NCC 2022 - HOUSING PROVISIONS PART 11, AS 1288 GLASS IN BUILDINGS, AS/NZS 2208 SAFETY GLAZING MATERIALS IN BUILDINGS & AS 1170 STRUCTURAL DESIGN ACTIONS.

WATERPROOFING FOR EXTERNAL TILED BALCONIES:

- WATERPROOFING TO COMPLY WITH AS4654
- ALL WATERPROOFING TO NCC 2022 - ABCB HOUSING PROVISIONS PART 10, AS3740 AND PROVIDE A GUARANTEED FLEXIBLE WATERPROOF MEMBRANE TO ALL WET AREA FLOORS & SHOWER WALLS TO MANUFACTURED SPECIFICATIONS AND INSTALLATION INSTRUCTIONS.

WASTE MANAGEMENT:

- ALL WASTE SHALL BE TAKEN AWAY BY TRUCKS TO A SUITABLE LANDFILL OR RECYCLE DEPOT.
- ALL WASTE SHALL BE COVERED DURING TRANSPORTATION.
- WASTE GENERATED DURING CONSTRUCTION SHALL BE PLACED IN STEEL BINS AND TAKEN AWAY BY AN APPROVED CONTRACTOR TO A APPROVED LANDFILL SITE.



SECTION A-A

FIRE SAFETY, SMOKE DETECTORS/ALARMS:

- PROVIDE HARDWIRED & INTERCONNECTED SMOKE ALARM DEVICES COMPLYING WITH THE REQUIREMENTS OF THE LOCAL GOVERNMENT ACT AND/OR STATE OR TERRITORY REGULATIONS MUST BE FITTED IN THE LOCATIONS REQUIRED AND APPROVED BY THE AUTHORITY. SMOKE ALARMS TO BE INSTALLED TO NCC 2022 - ABCB HOUSING PROVISIONS PART 9.5, NSW 9.5.1 & AS 3786.
- INSTALLATIONS IN BUILDINGS OTHER THAN CLASS 1 AND 10 MUST BE INSTALLED AND MANAGED TO COMPLY WITH NCC SPEC. E2.2a.
- FIRE SEPARATING WALL, A WALL WITHIN 900MM OF BOUNDARY INSTALLATION CERTIFICATE (FRL60/60/60) INCL ACOUSTIC SOUND (RW) + CTR50 TO NCC 2022 - ABCB HOUSING PROVISIONS PART 9 & PART 10.7, AS 1530 ALL PARTS.
- BUSHFIRE-PRONE AREAS CERTIFICATE FOR BUILDING - NCC 2022 - VOL. 2 PART NSW H7D4 CONSTRUCTION IN BUSHFIRE PRONE AREAS - AS 3959 CONSTRUCTION OF BUILDING IN BUSHFIRE-PRONE AREAS & PLANNING FOR BUSHFIRE PROTECTION 2019.

SEDIMENT CONTROL:

- A FILTER CLOTH SYSTEM SHALL BE INSTALLED TO STOP ANY SEDIMENT ENTERING COUNCILS STORMWATER SYSTEM..

SWIMMING POOLS & SAFETY:

- POOL PLUMBING/CIRCULATION TO COMPLY WITH NCC 2022 PART NSW H7D2, AS 1926.3 SWIMMING POOL SAFETY - WATER RECIRCULATION SYSTEMS
- ALL POOL FENCING TO BE INSTALLED TO: NCC 2022 NSW H7D2, AS 1926.1 - 2012 - SAFETY BARRIERS FOR SWIMMING POOLS, AS 1926.2 - 2007 - LOCATION OF SAFETY BARRIERS FOR SWIMMING POOLS, AS 1170 STRUCTURAL DESIGN ACTIONS AND IF GLASS POOL FENCING TO ADDITIONALLY COMPLY WITH AS 1288 - 2021 GLASS IN BUILDINGS, AS/NZS 2208 - SAFETY GLASS, - AS 2783 USE OF REINFORCED CONCRETE FOR SMALL SWIMMING POOLS

MISCELLANEOUS ITEMS:

- ALLOW FOR SEPARATE TAPS FOR THE WASHING MACHINE AND KEEP THEM SEPARATE FROM THOSE OF THE LAUNDRY TUB. A DEDICATED LAUNDRY SPACE COMPRISING OF ONE WASHTUB AND A SPACE FOR A WASHING MACHINE MUST BE PROVIDED IN ACCORDANCE WITH NCC 2022 - ABCB HOUSING PROVISIONS PART 10.4.
- GAS FIRE SUPPLY AND INSTALLATION TO COMPLY WITH NCC 2022 - ABCB HOUSING PROVISIONS PART 12.4, AS/NZS 5601 GAS INSTALLATIONS.

NOTE:

- ALL PLANS ARE TO BE READ IN CONJUNCTION AND COMPLY WITH THE BASIX CERTIFICATE, BUSHFIRE AND GEOTECH REPORTS.

NOTES (E & OE)

- All structures including stormwater & drainage to engineer's details.
- Do not obtain dimensions by scaling drawings.
- All dimensions are to be checked on site prior to starting work.
- These drawings are to be read in conjunction with all other consultant's drawings and specifications.
- All workmanship & materials shall be in accordance with the requirements of current editions including amendments of the National Construction Code, relevant Australian Standards & local council requirements.
- New materials are to be used throughout unless otherwise noted.
- Concrete footings, slab, structural beams or any other structural members are to be designed by a practicing engineer.

JJ Drafting Australia P/L.

26/90 Mona Vale Road, Mona Vale, NSW, 2103
 PO Box 687, Dee Why, NSW, 2099
 Mob. 0414 717 541 | ACN 651 693 346
 Email. enquiries@jjdrafting.com.au
 www.jjdrafting.com.au

REV:	DATE:	DESCRIPTION:
A	22.07.24	PRELIM. DRAWINGS UPDATED

PROPOSED ALTERATIONS AND ADDITIONS & A SECONDARY DWELLING 45A Riviera Avenue - Avalon (12 Capua Place) CLIENT: Bernhard & Barbara	JOB No: 1267/24
DRAWING TITLE: SECTION / SPECIFICATIONS	

DRAWN BY: LB	SCALE: 1:100 @ A3	
DATE: JULY/24	DRAWING No: DA.07	

Schedule of BASIX commitments

The commitments set out below regulate how the proposed development is to be carried out. It is a condition of any development consent granted, or complying development certificate issued, for the proposed development, that BASIX commitments be complied with.

Water Commitments	Show on DA plans	Show on CC/CDC plans & specs	Certifier check
Fixtures			
The applicant must install showerheads with a minimum rating of 4 star (> 4.5 but <= 6 L/min plus spray force and/or coverage tests) in all showers in the development.		✓	✓
The applicant must install a toilet flushing system with a minimum rating of 4 star in each toilet in the development.		✓	✓
The applicant must install taps with a minimum rating of 5 star in the kitchen in the development.		✓	
The applicant must install basin taps with a minimum rating of 5 star in each bathroom in the development.		✓	
Alternative water			
Rainwater tank			
The applicant must install a rainwater tank of at least 2000 litres on the site. This rainwater tank must meet, and be installed in accordance with, the requirements of all applicable regulatory authorities.	✓	✓	✓
The applicant must configure the rainwater tank to collect rain runoff from at least 54 square metres of the roof area of the development (excluding the area of the roof which drains to any stormwater tank or private dam).		✓	✓
The applicant must connect the rainwater tank to: <ul style="list-style-type: none"> all toilets in the development the cold water tap that supplies each clothes washer in the development at least one outdoor tap in the development (Note: NSW Health does not recommend that rainwater be used for human consumption in areas with potable water supply.) 		✓	✓

Thermal Performance and Materials commitments	Show on DA plans	Show on CC/CDC plans & specs	Certifier check
Simulation Method			
Assessor details and thermal loads			
The applicant must attach the certificate referred to under "Assessor Details" on the front page of this BASIX certificate (the "Assessor Certificate") to the development application and construction certificate application for the proposed development (or, if the applicant is applying for a complying development certificate for the proposed development, to that application). The applicant must also attach the Assessor Certificate to the application for an occupation certificate for the proposed development.			
The Assessor Certificate must have been issued by an Accredited Assessor in accordance with the Thermal Comfort Protocol.			
The details of the proposed development on the Assessor Certificate must be consistent with the details shown in this BASIX certificate, including the Cooling and Heating loads shown on the front page of this certificate and the "Construction" and "Glazing" tables below.			
The applicant must show on the plans accompanying the development application for the proposed development, all matters which the Assessor Certificate requires to be shown on those plans. Those plans must bear a stamp of endorsement from the Accredited Assessor to certify that this is the case. The applicant must show on the plans accompanying the application for a construction certificate (or complying development certificate, if applicable), all thermal performance specifications set out in the Assessor Certificate, and all aspects of the proposed development which were used to calculate those specifications.	✓	✓	✓
The applicant must construct the development in accordance with all thermal performance specifications set out in the Assessor Certificate, and in accordance with those aspects of the development application or application for a complying development certificate which were used to calculate those specifications.		✓	✓
The applicant must show on the plans accompanying the development application for the proposed development, the locations of ceiling fans set out in the Assessor Certificate. The applicant must show on the plans accompanying the application for a construction certificate (or complying development certificate, if applicable), the locations of ceiling fans set out in the Assessor Certificate.	✓	✓	✓

Thermal Performance and Materials commitments	Show on DA plans	Show on CC/CDC plans & specs	Certifier check
Glazing			
The applicant must install windows, glazed doors and skylights as described in the table below, in accordance with the specifications listed in the table.	✓	✓	✓

Frames	Maximum area - m2
aluminium	20.2
timber	0
uPVC	0
steel	0
composite	0

Glazing	Maximum area - m2
single	2.2
double	18
triple	0

NOTES (E & OE)

- All structures including stormwater & drainage to engineer's details.
- Do not obtain dimensions by scaling drawings.
- All dimensions are to be checked on site prior to starting work.
- These drawings are to be read in conjunction with all other consultant's drawings and specifications.
- All workmanship & materials shall be in accordance with the requirements of current editions including amendments of the National Construction Code, relevant Australian Standards & local council requirements.
- New materials are to be used throughout unless otherwise noted.
- Concrete footings, slab, structural beams or any other structural members are to be designed by a practicing engineer.

JJ Drafting Australia P/L.
 26/90 Mona Vale Road, Mona Vale, NSW, 2103
 PO Box 687, Dee Why, NSW, 2099
 Mob. 0414 717 541 | ACN 651 693 346
 Email. enquiries@jjdrafting.com.au
 www.jjdrafting.com.au

REV:	DATE:	DESCRIPTION:
A	22.07.24	PRELIM. DRAWINGS UPDATED

PROPOSED ALTERATIONS AND ADDITIONS & A SECONDARY DWELLING
 45A Riviera Avenue - Avalon (12 Capua Place)
 CLIENT: Bernhard & Barbara
 DRAWING TITLE:
 BASIX COMMITMENTS

JOB No:
 1267/24

DRAWN BY:
 LB
 DATE:
 JULY/24

SCALE:
 @ A3
 DRAWING No:
 DA.08

CHECKED BY:
 JJ

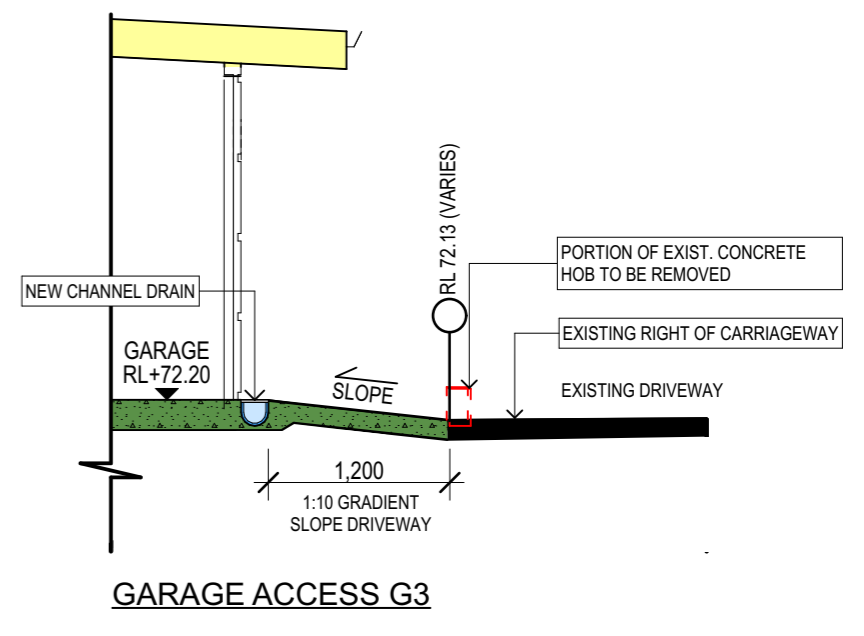
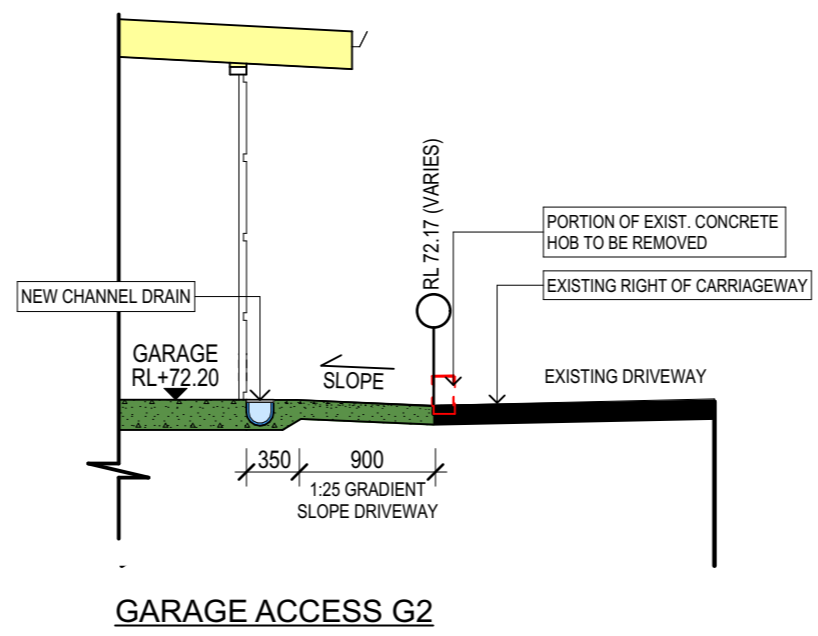
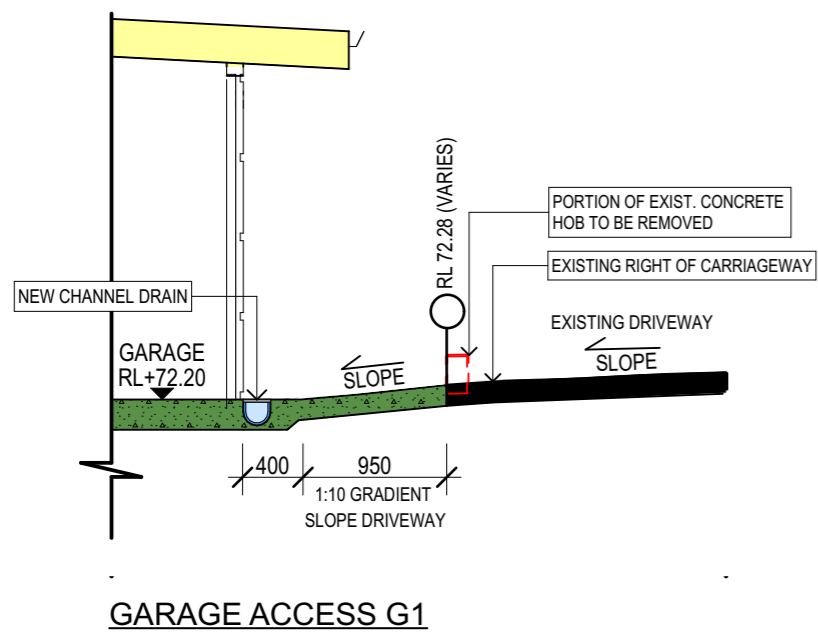
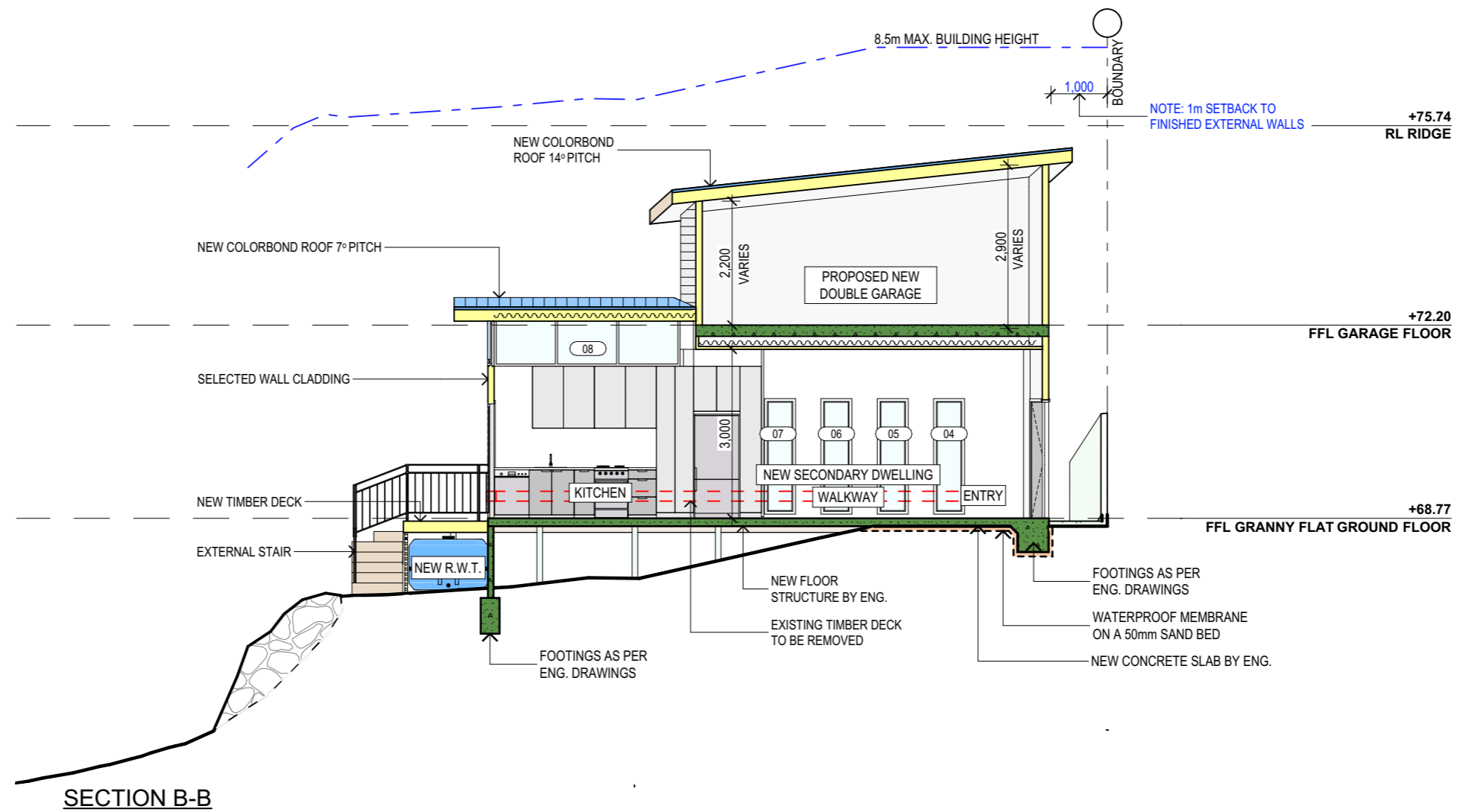


Thermal Performance and Materials commitments	Show on DA plans	Show on CC/CDC plans & specs	Certifier check
Construction			
The applicant must construct the floors, walls, roofs, ceilings and glazing of the dwelling in accordance with the specifications listed in the tables below.	✓	✓	✓
The applicant must show through receipts that the materials purchased for construction are consistent with the specifications listed in the tables below.			✓

Construction	Area - m ²	Insulation
floor - concrete slab on ground, conventional slab.	22	polystyrene
floor - suspended floor above open subfloor, concrete - suspended; frame: no frame.	26.3	polystyrene
floor - above habitable rooms or mezzanine, concrete - suspended; frame: no frame..	29.1	fibreglass batts or roll
garage floor - concrete slab on ground.	41.8	none
external wall: framed (fibre cement sheet or boards); frame: timber - H2 treated softwood.	all external walls	fibreglass batts or roll+ foil/sarking
internal wall: plasterboard; frame: timber - H2 treated softwood.	9.7	fibreglass batts or roll
internal wall: plasterboard; frame: timber - H2 treated softwood.	18.3	none
ceiling and roof - raked ceiling / pitched or skillion roof, framed - metal roof, timber - H2 treated softwood.	79.3	ceiling: fibreglass batts or roll; roof: foil backed blanket.

Energy Commitments	Show on DA plans	Show on CC/CDC plans & specs	Certifier check
Hot water			
The applicant must install the following hot water system in the development, or a system with a higher energy rating: gas instantaneous with a performance of 6 stars.	✓	✓	✓
Cooling system			
The living areas must not incorporate any cooling system, or any ducting which is designed to accommodate a cooling system.		✓	✓
The bedrooms must not incorporate any cooling system, or any ducting which is designed to accommodate a cooling system.		✓	✓
Heating system			
The living areas must not incorporate any heating system, or any ducting which is designed to accommodate a heating system.		✓	✓
The bedrooms must not incorporate any heating system, or any ducting which is designed to accommodate a heating system.		✓	✓
Ventilation			
The applicant must install the following exhaust systems in the development: At least 1 Bathroom: individual fan, open to façade; Operation control: manual switch on/off Kitchen: individual fan, ducted to façade or roof; Operation control: manual switch on/off Laundry: individual fan, open to façade; Operation control: manual switch on/off		✓	✓
Artificial lighting			
The applicant must ensure that a minimum of 80% of light fixtures are fitted with fluorescent, compact fluorescent, or light-emitting-diode (LED) lamps.		✓	✓
Natural lighting			
The applicant must install a window and/or skylight in the kitchen of the dwelling for natural lighting.	✓	✓	✓

Energy Commitments	Show on DA plans	Show on CC/CDC plans & specs	Certifier check
The applicant must install a window and/or skylight in 1 bathroom(s)/toilet(s) in the development for natural lighting.	✓	✓	✓
Other			
The applicant must install a gas cooktop & electric oven in the kitchen of the dwelling.		✓	
The applicant must install a fixed outdoor clothes drying line as part of the development.		✓	



NOTES (E & OE)

- All structures including stormwater & drainage to engineer's details.
- Do not obtain dimensions by scaling drawings.
- All dimensions are to be checked on site prior to starting work.
- These drawings are to be read in conjunction with all other consultant's drawings and specifications.
- All workmanship & materials shall be in accordance with the requirements of current editions including amendments of the National Construction Code, relevant Australian Standards & local council requirements.
- New materials are to be used throughout unless otherwise noted.
- Concrete footings, slab, structural beams or any other structural members are to be designed by a practicing engineer.

JJ Drafting Australia P/L.
 26/90 Mona Vale Road, Mona Vale, NSW, 2103
 PO Box 687, Dee Why, NSW, 2099
 Mob. 0414 717 541 | ACN 651 693 346
 Email. enquiries@jjdrafting.com.au
 www.jjdrafting.com.au

REV:	DATE:	DESCRIPTION:
A	22.07.24	PRELIM. DRAWINGS UPDATED







PROPOSED ALTERATIONS AND ADDITIONS & A SECONDARY DWELLING
 45A Riviera Avenue - Avalon (12 Capua Place)
 CLIENT: Bernhard & Barbara
 DRAWING TITLE:
 SECTIONS BB; G1, G2 & G3

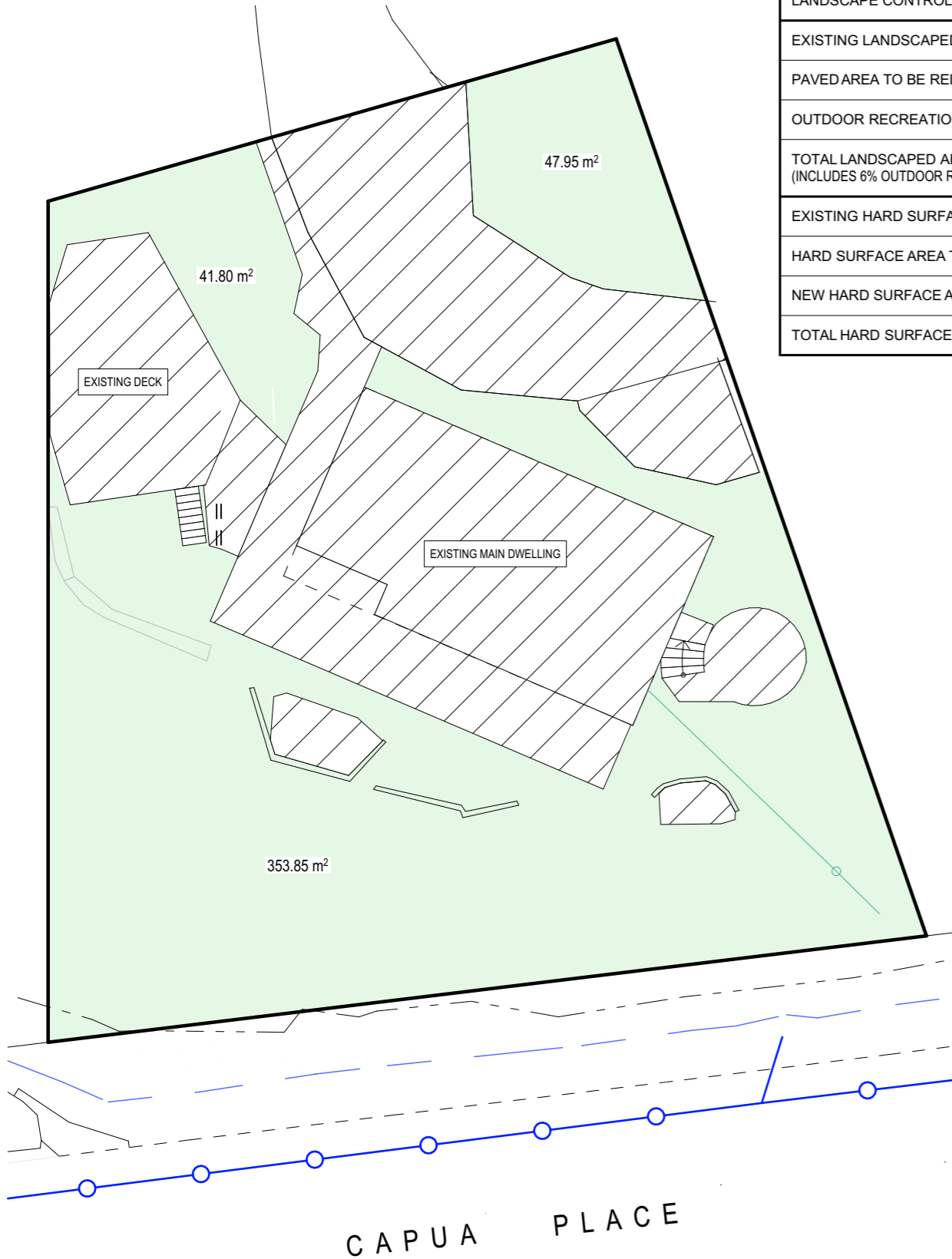
JOB No:
1267/24

DRAWN BY:
LB
DATE:
JULY/24

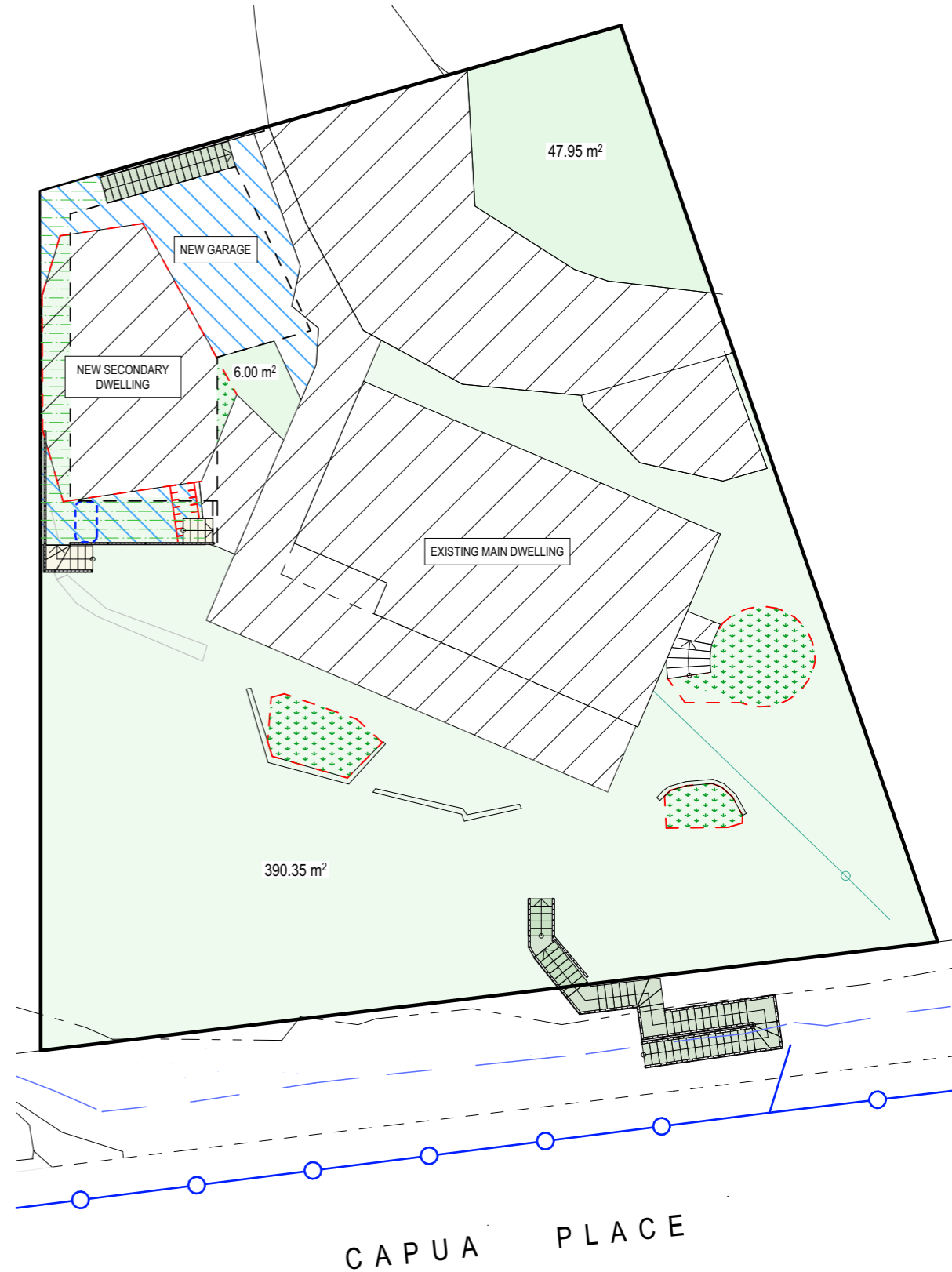
SCALE:
1:100, 1:50 @ A3
DRAWING No:
DA.09

ACCREDITED BUILDING DESIGNER
 CHECKED BY:
JJ

CALCULATIONS			
SITE AREA			770.60m ²
LANDSCAPE CONTROL		60%	462.36m ²
EXISTING LANDSCAPED AREA		57.56%	443.60m ²
PAVED AREA TO BE REINSTATE TO LAWN			21.3m ²
OUTDOOR RECREATIONAL AREA			20m ²
TOTAL LANDSCAPED AREA (INCLUDES 6% OUTDOOR RECREATION AREA)		57.65%	444.3m ²
EXISTING HARD SURFACE AREA			327m ²
HARD SURFACE AREA TO BE RETAINED			300.40m ²
NEW HARD SURFACE AREA			43m ²
TOTAL HARD SURFACE AREA			343.40m ²

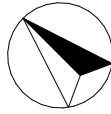


EXISTING LANDSCAPE CALCULATION AREA



PROPOSED LANDSCAPE CALCULATION AREA

TRUE NORTH:



NOTES (E & OE)

- All structures including stormwater & drainage to engineer's details.
- Do not obtain dimensions by scaling drawings.
- All dimensions are to be checked on site prior to starting work.
- These drawings are to be read in conjunction with all other consultant's drawings and specifications.
- All workmanship & materials shall be in accordance with the requirements of current editions including amendments of the National Construction Code, relevant Australian Standards & local council requirements.
- New materials are to be used throughout unless otherwise noted.
- Concrete footings, slab, structural beams or any other structural members are to be designed by a practicing engineer.

**JJ Drafting
Australia P/L.**

26/90 Mona Vale Road, Mona Vale, NSW, 2103
 PO Box 687, Dee Why, NSW, 2099
 Mob. 0414 717 541 | ACN 651 693 346
 Email. enquiries@jjdrafting.com.au
 www.jjdrafting.com.au

REV:	DATE:	DESCRIPTION:
A	22.07.24	PRELIM. DRAWINGS UPDATED

PROPOSED ALTERATIONS AND ADDITIONS & A SECONDARY DWELLING
 45A Riviera Avenue - Avalon (12 Capua Place)
 CLIENT: Bernhard & Barbara

DRAWING TITLE:
 LANDSCAPED AREA CALCULATION PLAN


JOB No:
 1267/24

DRAWN BY:
 LB

DATE:
 JULY/24

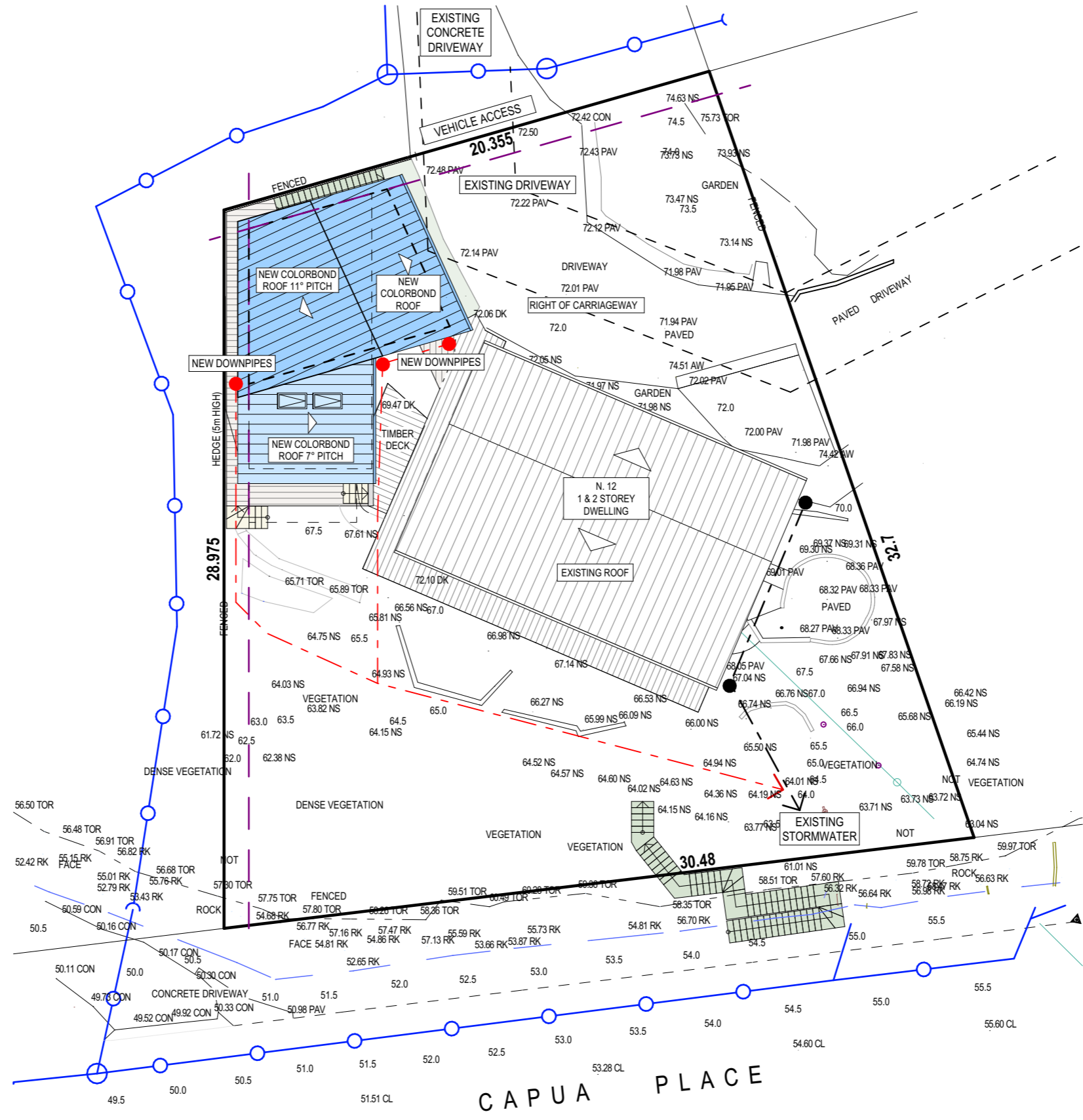
SCALE:
 1:1, 1:200 @ A3

DRAWING No:
DA.10



ACCREDITED
 BUILDING DESIGNER

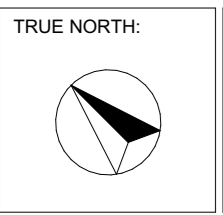
CHECKED BY:
 JJ



STORMWATER CONCEPT PLAN

STORMWATER CONCEPT LEGEND

EXISTING DOWNPIPES	●
NEW DOWNPIPES	●
EXISTING STORMWATER LINE	---
NEW STORMWATER LINE	---



NOTES (E & OE)

- All structures including stormwater & drainage to engineer's details.
- Do not obtain dimensions by scaling drawings.
- All dimensions are to be checked on site prior to starting work.
- These drawings are to be read in conjunction with all other consultant's drawings and specifications.
- All workmanship & materials shall be in accordance with the requirements of current editions including amendments of the National Construction Code, relevant Australian Standards & local council requirements.
- New materials are to be used throughout unless otherwise noted.
- Concrete footings, slab, structural beams or any other structural members are to be designed by a practicing engineer.

JJ Drafting Australia P/L.
 26/90 Mona Vale Road, Mona Vale, NSW, 2103
 PO Box 687, Dee Why, NSW, 2099
 Mob. 0414 717 541 | ACN 651 693 346
 Email. enquiries@jjdrafting.com.au
 www.jjdrafting.com.au

REV:	DATE:	DESCRIPTION:
A	22.07.24	PRELIM. DRAWINGS UPDATED

PROPOSED ALTERATIONS AND ADDITIONS & A SECONDARY DWELLING
 45A Riviera Avenue - Avalon (12 Capua Place)
 CLIENT: Bernhard & Barbara

DRAWING TITLE:
 ROOF & STORMWATER CONCEPT PLAN


JOB No:
 1267/24

DRAWN BY:
 LB

DATE:
 JULY/24

SCALE:
 1:200 @ A3

DRAWING No:
 DA.11



NOTES

DESIGNATED SITE MANAGER/BUILDER

PRIOR TO COMMENCEMENT OF WORK A SITE MANAGER OR BUILDER MUST BE NOMINATED. THE SITE MANAGER OR BUILDER WILL BE RESPONSIBLE AND LIABLE FOR ALL WORKS CARRIED OUT ON THE SITE. THIS ASSUMES THE RESPONSIBILITY FOR THE ACTIONS OF ALL SUBCONTRACTED PARTIES AS WELL AS ADVISING THEM OF COUNCIL'S REQUIREMENTS WHEN CARRYING OUT WORKS.

TOPSOIL MANAGEMENT

PRIOR TO THE STRIPPING OF TOPSOIL, THE VEGETATIVE COVER MUST BE REDUCED BY EITHER SLASHING OR MOWING. ALL TOPSOIL IS TO BE RETAINED AND PROTECTED FOR REUSE ON SITE. SOIL STOCKPILES MUST NOT BE LOCATED ON NATURE STRIPS, FOOTPATHS, ROADWAYS, KERBS, ACCESSWAYS, WITHIN DRAINAGE LINES/FLOWS/PATHS OR AROUND OR AGAINST TREE SHRUBS. SEDIMENT CONTROL MEASURES MUST BE INCORPORATED WITH ANY RESULTING STOCKPILE. THE STOCKPILE CAN BE PROTECTED FROM EROSION BY COVERING IT WITH AN IMPERVIOUS MATERIAL, IN CONJUNCTION WITH THE INSTALLATION OF A SEDIMENT FENCE AROUND IT. IF STOCKPILES ARE TO REMAIN FOR MORE THAN ONE MONTH THEY ARE TO BE GRASSED IMMEDIATELY AND STABILISED WITHIN FOURTEEN DAYS. SURPLUS TOPSOIL MUST BE REASONABLY REMOVED FROM SITE.

BUILDING MATERIAL STOCKPILING

SUFFICIENT AREA MUST BE ALLOCATED WITHIN THE SITE FOR SUCH STORAGE OF BUILDING MATERIALS, DEMOLITION WASTE, WASTE CONTAINERS, ETC. AS WILL BE REQUIRED.

SEDIMENT FENCES

A SEDIMENT FENCE SHOULD BE LOCATED ALONG THE DOWNSLOPE BOUNDARY(S) OF THE SITE, ON THE CONSTRUCTION SIDE OF THE TURF FILTER STRIP OR NATIVE VEGETATION, AND AROUND ALL STOCKPILES OF MATERIAL ON THE SITE.

DUST CONTROL

ALL TRUCKS/UTES MUST COVER THEIR LOADS AT ALL TIMES. APPROPRIATE METHODS ARE TO BE EMPLOYED TO PREVENT BLOWING DUST CREATING AN UNACCEPTABLE HAZARD OR NUISANCE ON THE SITE OR DOWN WIND. PRODUCTION OF DUST CAN BE MINIMISED BY LIMITING AREA OF EARTHWORKS, WATERING AND PROGRESSIVE VEGETATION. WHERE DUST IS CREATED AS A RESULT WORKS AND/OR SOIL EXPOSURE, THE BARE SOIL AREAS MUST BE WATERED, DURING AND/OR AT THE END OF EACH DAY TO LAY THE DUST. EARTH MOVING ACTIVITIES SHOULD BE AVOIDED WHERE WINDS ARE SUFFICIENTLY STRONG ENOUGH TO RAISE VISIBLE DUST.

EROSION & SEDIMENT CONTROLS

APPROPRIATE EROSION AND SEDIMENT CONTROLS MUST BE IMPLEMENTED ON ALL SITES THAT INVOLVE SOIL DISTURBANCE. THE MEASURES MUST BE IN PLACE PRIOR TO THE COMMENCEMENT OF WORK. THOSE CONTROLS ARE TO BE MONITORED AND MAINTAINED IN ORDER TO SERVE THEIR INTENDED FUNCTION FOR THE DURATION OF THE WORKS OR UNTIL SUCH TIME AS THE SITE IS FULLY STABILISED. IF ANY CONTROLS ARE DAMAGED OR BECOME INEFFECTIVE DURING THE COURSE OF THE WORKS THEY ARE TO BE REINSTATED OR REPLACED IMMEDIATELY. SUFFICIENT ACCESS TO THESE CONTROLS MUST BE PROVIDED IN CASE OF THE NEED TO REPAIR.

SEDIMENT TRAPS

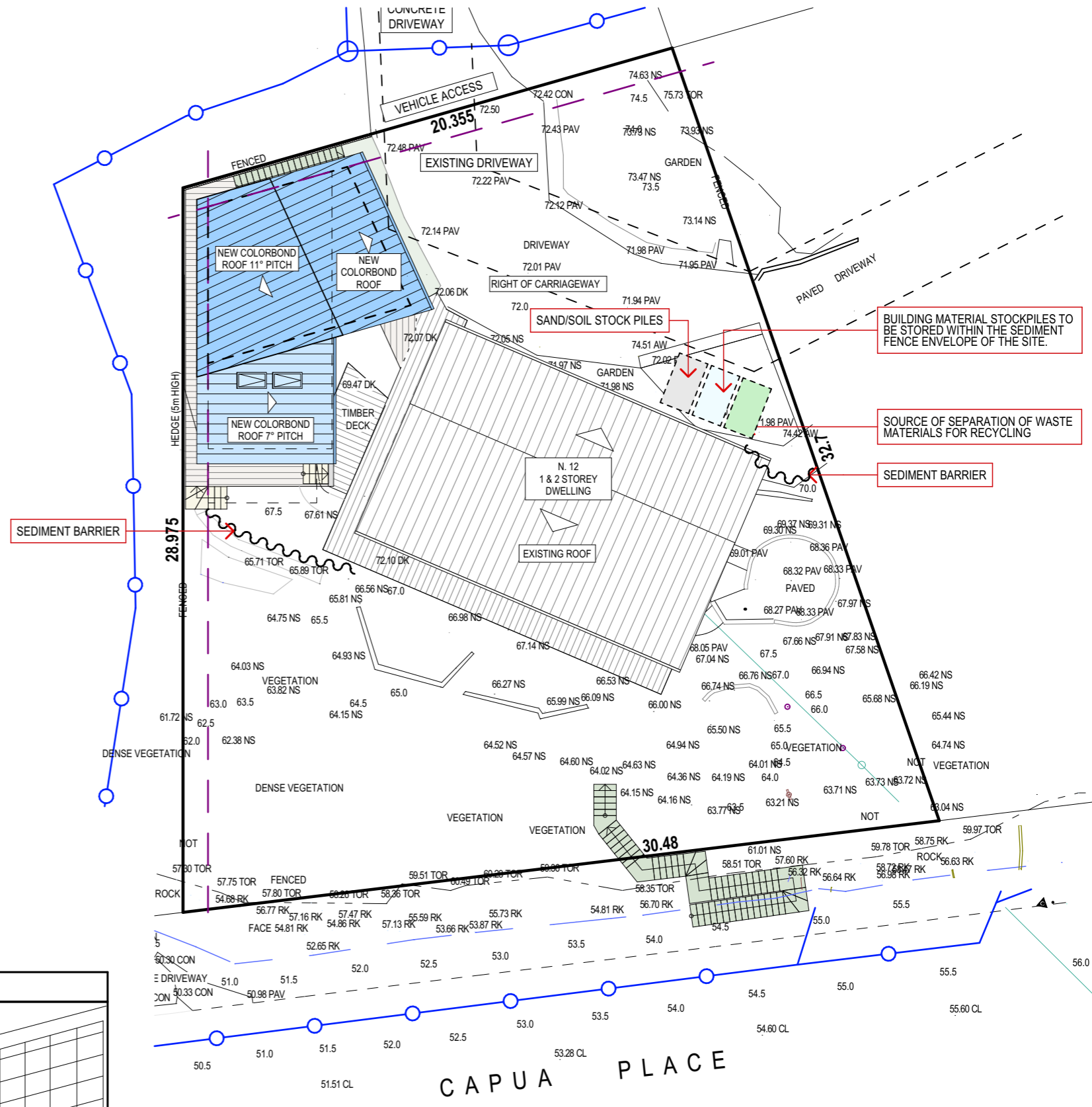
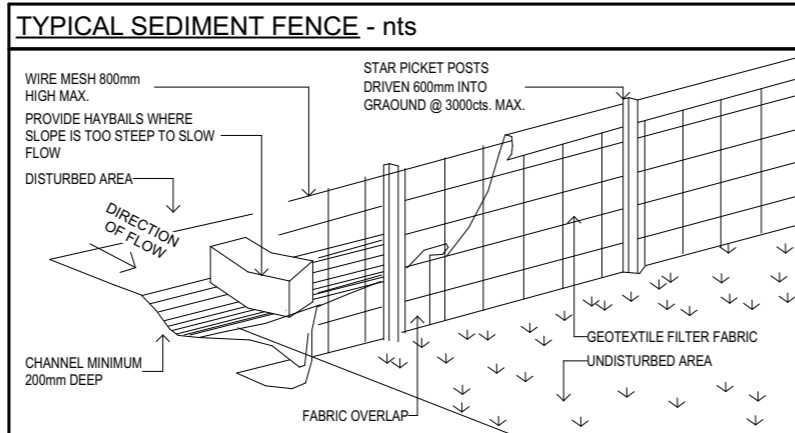
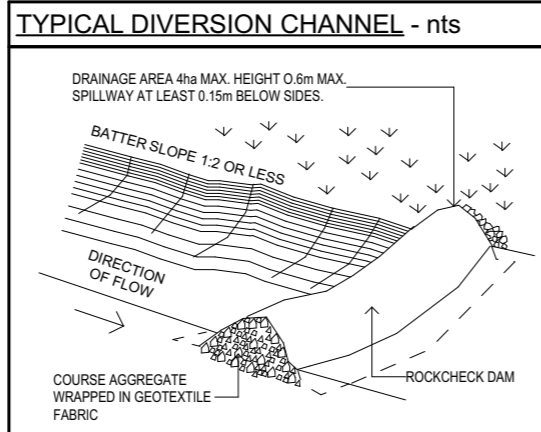
WHERE A SEDIMENT FENCE IS NOT USED APPROPRIATE SEDIMENT TRAPS SHOULD BE LOCATED AT ALL POINTS WHERE STORMWATER LEAVES THE CONSTRUCTION SITE OR LEAVES THE GUTTER AND ENTERS THE DRAINAGE SYSTEM. A COMMON TECHNIQUE IS THE GRAVEL SAUSAGE.

DIVERSION CHANNELS

A DIVERSION CHANNEL IS AN EXCAVATED EARTH DITCH OR PATH. THESE STRUCTURES ARE USED TO INTERCEPT AND DIRECT RUN-OFF TO A DESIRED LOCATION WHERE POSSIBLE. ALL STORMWATER RUN-OFF FLOWING ONTO DISTURBED AREAS, INCLUDING STOCKPILES, MUST BE INTERCEPTED, DIVERTED AND/OR SAFELY DISPOSED OF. THIS CAN BE ACHIEVED BY CONSTRUCTING A TEMPORARY EARTH BANK AROUND THE UPSLOPE EXTENT OF THE CONSTRUCTION SITE WHERE THE DIVERSION DOES NOT AFFECT THE NEIGHBOURING PROPERTIES.

VEHICLE MOVEMENTS

TO LIMIT DISTURBANCE TO THE SITE AND TRACKING OF MATERIAL ONTO THE STREET ALL VEHICLES AND PLANT EQUIPMENT ARE TO USE A SINGLE ENTRY/EXIT POINT UNLESS COUNCIL HAS APPROVED ALTERNATIVE ARRANGEMENTS. ACCESS POINTS AND PARKING AREAS ARE TO BE STABILISED WITH COMPACTED SUB-GRADE ASAP AFTER THEIR FORMATION. IF SPILLAGE DOES OCCUR IT IS TO BE CONTAINED IMMEDIATELY AND CAREFULLY REMOVED. THE AREA AFFECTED IS TO BE RESTORED TO A STANDARD EQUAL TO OR BETTER THAN ITS PREVIOUS CONDITION. ALL VEHICLES ARE TO BE WASHED PRIOR TO EXISTING THE SITE. THIS SERVES THE PURPOSE OF REMOVING SITE MATERIAL ON THE VEHICLE AND PREVENTS IT FROM BEING DEPOSITED ON THE ROAD NETWORK ADJACENT TO THE SITE AND THUS, THE STORMWATER SYSTEM. NO VEHICLE ASSOCIATED WITH THE WORK IS TO BE PARKED ON A FOOTPATH OR PUBLIC RESERVE. ALL VEHICLES VISITING THE SITE DURING DEMOLITION, EXCAVATION AND/OR CONSTRUCTION WORKS, ARE TO COMPLY WITH THE PARKING REQUIREMENTS IN THAT AREA.



EROSION AND SEDIMENT CONTROL

TRUE NORTH:

NOTES (E & OE)

- All structures including stormwater & drainage to engineer's details.
- Do not obtain dimensions by scaling drawings.
- All dimensions are to be checked on site prior to starting work.
- These drawings are to be read in conjunction with all other consultant's drawings and specifications.
- All workmanship & materials shall be in accordance with the requirements of current editions including amendments of the National Construction Code, relevant Australian Standards & local council requirements.
- New materials are to be used throughout unless otherwise noted.
- Concrete footings, slab, structural beams or any other structural members are to be designed by a practicing engineer.

JJ Drafting Australia P/L.
 26/90 Mona Vale Road, Mona Vale, NSW, 2103
 PO Box 687, Dee Why, NSW, 2099
 Mob. 0414 717 541 | ACN 651 693 346
 Email. enquiries@jjdrafting.com.au
 www.jjdrafting.com.au

REV:	DATE:	DESCRIPTION:
A	22.07.24	PRELIM. DRAWINGS UPDATED

PROPOSED ALTERATIONS AND ADDITIONS & A SECONDARY DWELLING
 12 Capua Place - Avalon NSW 2101
 CLIENT: Bernhard & Barbara

DRAWING TITLE:
 EROSION & SEDIMENT CONTROL / WASTE MANAGEMENT
 PLAN

JOB No:
 1267/24

DRAWN BY:
 LB

DATE:
 JULY/24

SCALE:
 1:200 @ A3

DRAWING No:
 DA.11

ACCREDITED BUILDING DESIGNER

CHECKED BY:
 JJ

NOTES

DESIGNATED SITE MANAGER/BUILDER

PRIOR TO COMMENCEMENT OF WORK A SITE MANAGER OR BUILDER MUST BE NOMINATED. THE SITE MANAGER OR BUILDER WILL BE RESPONSIBLE AND LIABLE FOR ALL WORKS CARRIED OUT ON THE SITE. THIS ASSUMES THE RESPONSIBILITY FOR THE ACTIONS OF ALL SUBCONTRACTED PARTIES AS WELL AS ADVISING THEM OF COUNCIL'S REQUIREMENTS WHEN CARRYING OUT WORKS.

TOPSOIL MANAGEMENT

PRIOR TO THE STRIPPING OF TOPSOIL, THE VEGETATIVE COVER MUST BE REDUCED BY EITHER SLASHING OR MOWING. ALL TOPSOIL IS TO BE RETAINED AND PROTECTED FOR REUSE ON SITE. SOIL STOCKPILES MUST NOT BE LOCATED ON NATURE STRIPS, FOOTPATHS, ROADWAYS, KERBS, ACCESSWAYS, WITHIN DRAINAGE LINES/FLOWS/PATHS OR AROUND OR AGAINST TREE SHRUBS. SEDIMENT CONTROL MEASURES MUST BE INCORPORATED WITH ANY RESULTING STOCKPILE. THE STOCKPILE CAN BE PROTECTED FROM EROSION BY COVERING IT WITH AN IMPERVIOUS MATERIAL, IN CONJUNCTION WITH THE INSTALLATION OF A SEDIMENT FENCE AROUND IT. IF STOCKPILES ARE TO REMAIN FOR MORE THAN ONE MONTH THEY ARE TO BE GRASSED IMMEDIATELY AND STABILISED WITHIN FOURTEEN DAYS. SURPLUS TOPSOIL MUST BE REASONABLY REMOVED FROM SITE.

BUILDING MATERIAL STOCKPILING

SUFFICIENT AREA MUST BE ALLOCATED WITHIN THE SITE FOR SUCH STORAGE OF BUILDING MATERIALS, DEMOLITION WASTE, WASTE CONTAINERS, ETC. AS WILL BE REQUIRED.

SEDIMENT FENCES

A SEDIMENT FENCE SHOULD BE LOCATED ALONG THE DOWNSLOPE BOUNDARY(S) OF THE SITE, ON THE CONSTRUCTION SIDE OF THE TURF FILTER STRIP OR NATIVE VEGETATION, AND AROUND ALL STOCKPILES OF MATERIAL ON THE SITE.

DUST CONTROL

ALL TRUCKS/UTES MUST COVER THEIR LOADS AT ALL TIMES. APPROPRIATE METHODS ARE TO BE EMPLOYED TO PREVENT BLOWING DUST CREATING AN UNACCEPTABLE HAZARD OR NUISANCE ON THE SITE OR DOWN WIND. PRODUCTION OF DUST CAN BE MINIMISED BY LIMITING AREA OF EARTHWORKS, WATERING AND PROGRESSIVE VEGETATION. WHERE DUST IS CREATED AS A RESULT WORKS AND/OR SOIL EXPOSURE, THE BARE SOIL AREAS MUST BE WATERED, DURING AND/OR AT THE END OF EACH DAY TO LAY THE DUST. EARTH MOVING ACTIVITIES SHOULD BE AVOIDED WHERE WINDS ARE SUFFICIENTLY STRONG ENOUGH TO RAISE VISIBLE DUST.

EROSION & SEDIMENT CONTROLS

APPROPRIATE EROSION AND SEDIMENT CONTROLS MUST BE IMPLEMENTED ON ALL SITES THAT INVOLVE SOIL DISTURBANCE. THE MEASURES MUST BE IN PLACE PRIOR TO THE COMMENCEMENT OF WORK. THOSE CONTROLS ARE TO BE MONITORED AND MAINTAINED IN ORDER TO SERVE THEIR INTENDED FUNCTION FOR THE DURATION OF THE WORKS OR UNTIL SUCH TIME AS THE SITE IS FULLY STABILISED. IF ANY CONTROLS ARE DAMAGED OR BECOME INEFFECTIVE DURING THE COURSE OF THE WORKS THEY ARE TO BE REINSTATED OR REPLACED IMMEDIATELY. SUFFICIENT ACCESS TO THESE CONTROLS MUST BE PROVIDED IN CASE OF THE NEED TO REPAIR.

SEDIMENT TRAPS

WHERE A SEDIMENT FENCE IS NOT USED APPROPRIATE SEDIMENT TRAPS SHOULD BE LOCATED AT ALL POINTS WHERE STORMWATER LEAVES THE CONSTRUCTION SITE OR LEAVES THE GUTTER AND ENTERS THE DRAINAGE SYSTEM. A COMMON TECHNIQUE IS THE GRAVEL SAUSAGE.

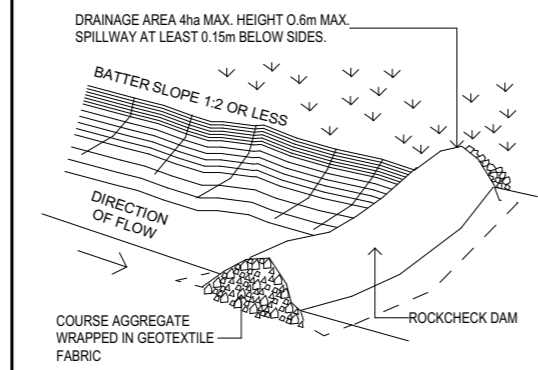
DIVERSION CHANNELS

A DIVERSION CHANNEL IS AN EXCAVATED EARTH DITCH OR PATH. THESE STRUCTURES ARE USED TO INTERCEPT AND DIRECT RUN-OFF TO A DESIRED LOCATION WHERE POSSIBLE. ALL STORMWATER RUN-OFF FLOWING ONTO DISTURBED AREAS, INCLUDING STOCKPILES, MUST BE INTERCEPTED, DIVERTED AND/OR SAFELY DISPOSED OF. THIS CAN BE ACHIEVED BY CONSTRUCTING A TEMPORARY EARTH BANK AROUND THE UPSLOPE EXTENT OF THE CONSTRUCTION SITE WHERE THE DIVERSION DOES NOT AFFECT THE NEIGHBOURING PROPERTIES.

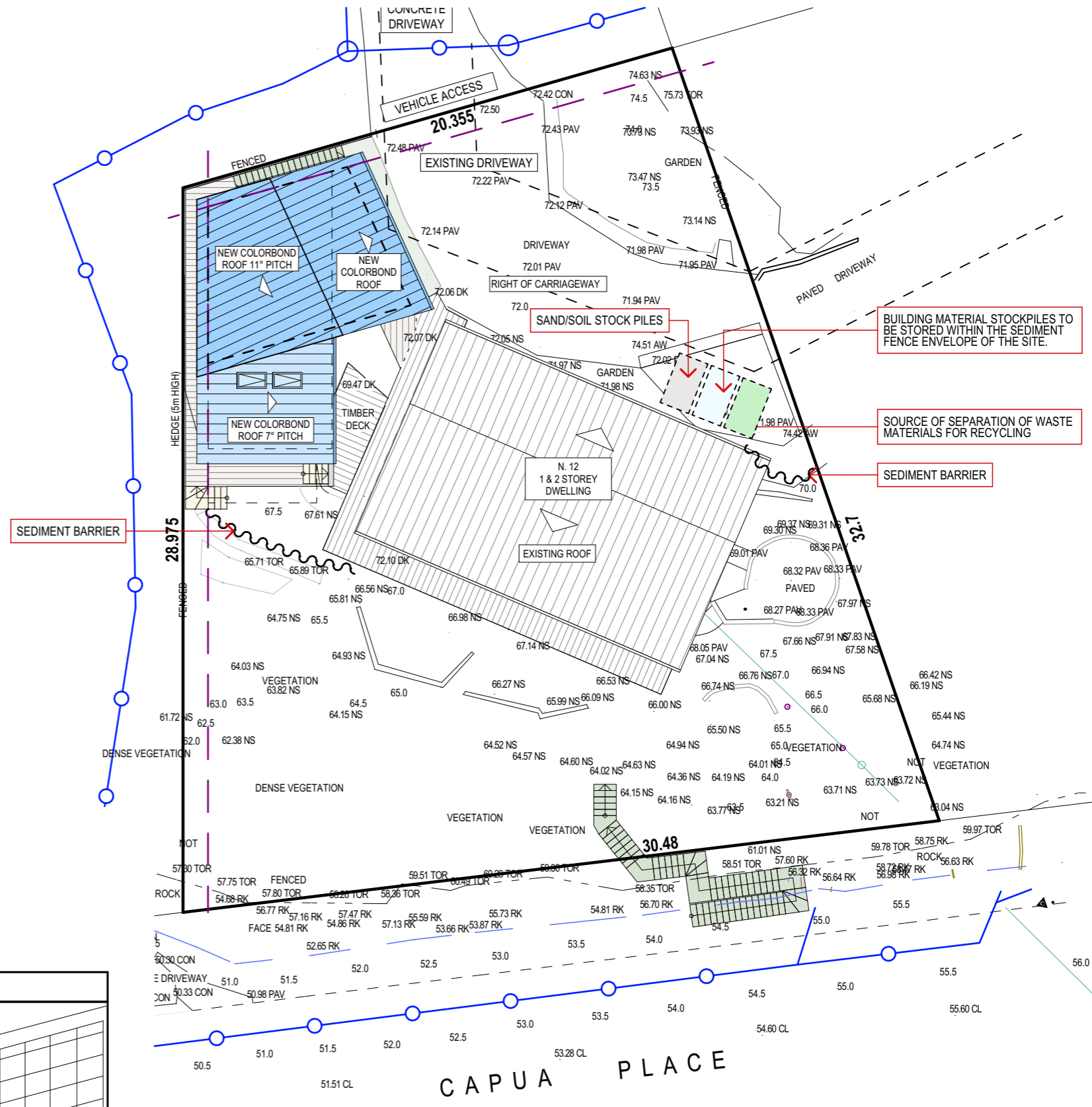
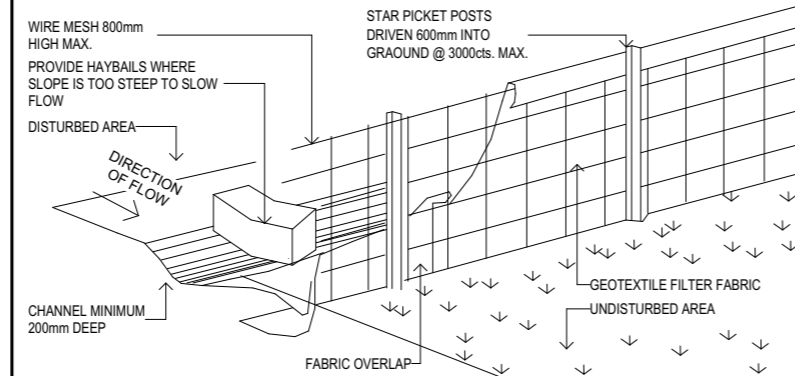
VEHICLE MOVEMENTS

TO LIMIT DISTURBANCE TO THE SITE AND TRACKING OF MATERIAL ONTO THE STREET ALL VEHICLES AND PLANT EQUIPMENT ARE TO USE A SINGLE ENTRY/EXIT POINT UNLESS COUNCIL HAS APPROVED ALTERNATIVE ARRANGEMENTS. ACCESS POINTS AND PARKING AREAS ARE TO BE STABILISED WITH COMPACTED SUB-GRADE ASAP AFTER THEIR FORMATION. IF SPILLAGE DOES OCCUR IT IS TO BE CONTAINED IMMEDIATELY AND CAREFULLY REMOVED. THE AREA AFFECTED IS TO BE RESTORED TO A STANDARD EQUAL TO OR BETTER THAN ITS PREVIOUS CONDITION. ALL VEHICLES ARE TO BE WASHED PRIOR TO EXISTING THE SITE. THIS SERVES THE PURPOSE OF REMOVING SITE MATERIAL ON THE VEHICLE AND PREVENTS IT FROM BEING DEPOSITED ON THE ROAD NETWORK ADJACENT TO THE SITE AND THUS, THE STORMWATER SYSTEM. NO VEHICLE ASSOCIATED WITH THE WORK IS TO BE PARKED ON A FOOTPATH OR PUBLIC RESERVE. ALL VEHICLES VISITING THE SITE DURING DEMOLITION, EXCAVATION AND/OR CONSTRUCTION WORKS, ARE TO COMPLY WITH THE PARKING REQUIREMENTS IN THAT AREA.

TYPICAL DIVERSION CHANNEL - nts



TYPICAL SEDIMENT FENCE - nts



EROSION AND SEDIMENT CONTROL

TRUE NORTH:

NOTES (E & OE)

- All structures including stormwater & drainage to engineer's details.
- Do not obtain dimensions by scaling drawings.
- All dimensions are to be checked on site prior to starting work.
- These drawings are to be read in conjunction with all other consultant's drawings and specifications.
- All workmanship & materials shall be in accordance with the requirements of current editions including amendments of the National Construction Code, relevant Australian Standards & local council requirements.
- New materials are to be used throughout unless otherwise noted.
- Concrete footings, slab, structural beams or any other structural members are to be designed by a practicing engineer.

JJ Drafting Australia P/L.

26/90 Mona Vale Road, Mona Vale, NSW, 2103
 PO Box 687, Dee Why, NSW, 2099
 Mob. 0414 717 541 | ACN 651 693 346
 Email. enquiries@jjdrafting.com.au
 www.jjdrafting.com.au

REV:	DATE:	DESCRIPTION:
A	22.07.24	PRELIM. DRAWINGS UPDATED

PROPOSED ALTERATIONS AND ADDITIONS & A SECONDARY DWELLING

45A Riviera Avenue - Avalon (12 Capua Place)

CLIENT: Bernhard & Barbara

DRAWING TITLE:
EROSION & SEDIMENT CONTROL / WASTE MANAGEMENT PLAN

JOB No:
 1267/24

DRAWN BY:
 LB

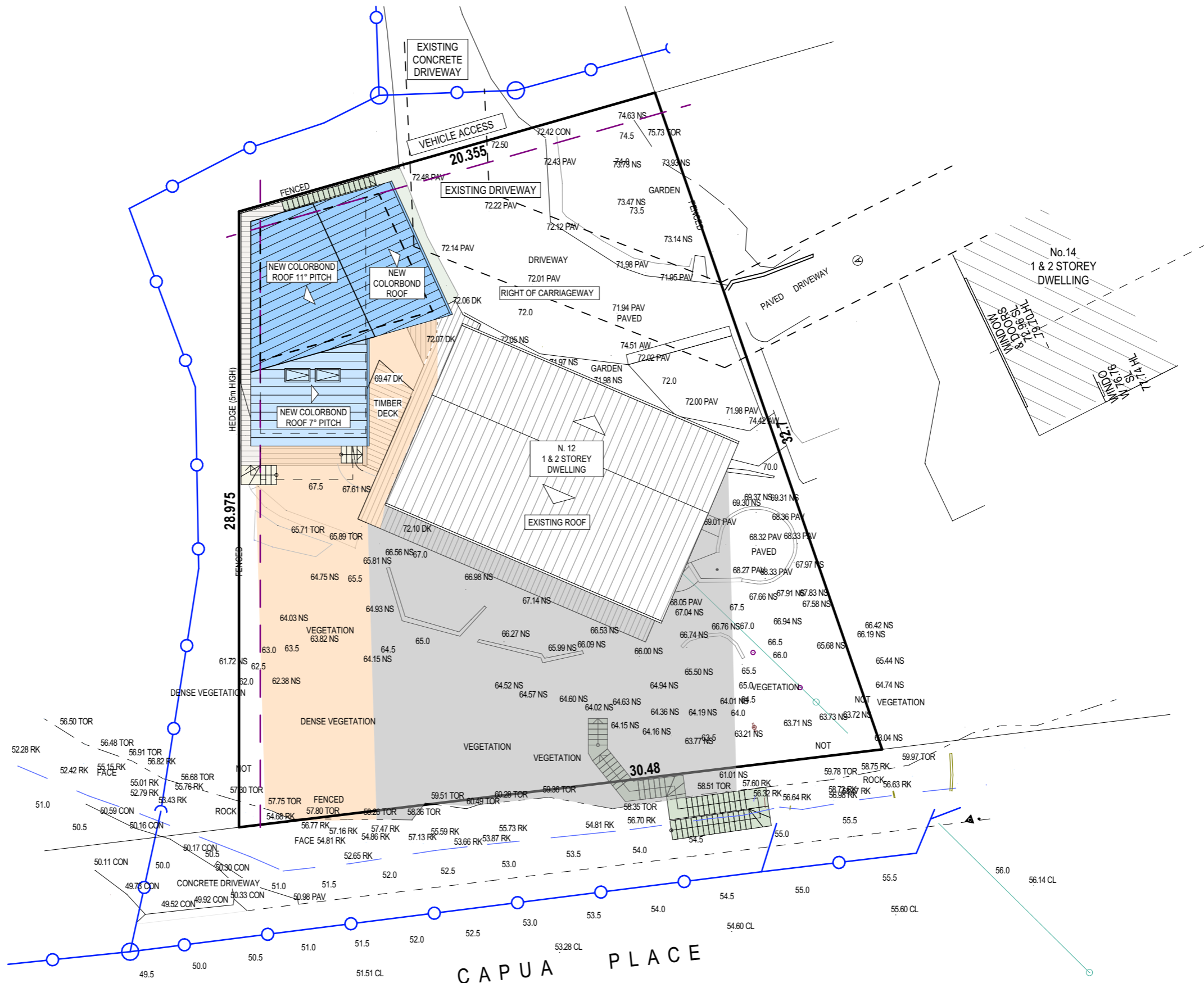
DATE:
 JULY/24

SCALE:
 1:200 @ A3

DRAWING No:
DA.12

bdca
 ACCREDITED
 BUILDING DESIGNER

CHECKED BY:
 JJ



SHADOW DIAGRAM JUNE 21 9:00 am

21 JUNE SHADOW DIAGRAM LEGEND	
EXISTING SHADOWS	
NEW SHADOWS	

TRUE NORTH:

NOTES (E & OE)

- All structures including stormwater & drainage to engineer's details.
- Do not obtain dimensions by scaling drawings.
- All dimensions are to be checked on site prior to starting work.
- These drawings are to be read in conjunction with all other consultant's drawings and specifications.
- All workmanship & materials shall be in accordance with the requirements of current editions including amendments of the National Construction Code, relevant Australian Standards & local council requirements.
- New materials are to be used throughout unless otherwise noted.
- Concrete footings, slab, structural beams or any other structural members are to be designed by a practicing engineer.

JJ Drafting Australia P/L.
 26/90 Mona Vale Road, Mona Vale, NSW, 2103
 PO Box 687, Dee Why, NSW, 2099
 Mob. 0414 717 541 | ACN 651 693 346
 Email. enquiries@jjdrafting.com.au
 www.jjdrafting.com.au

REV:	DATE:	DESCRIPTION:
A	22.07.24	PRELIM. DRAWINGS UPDATED

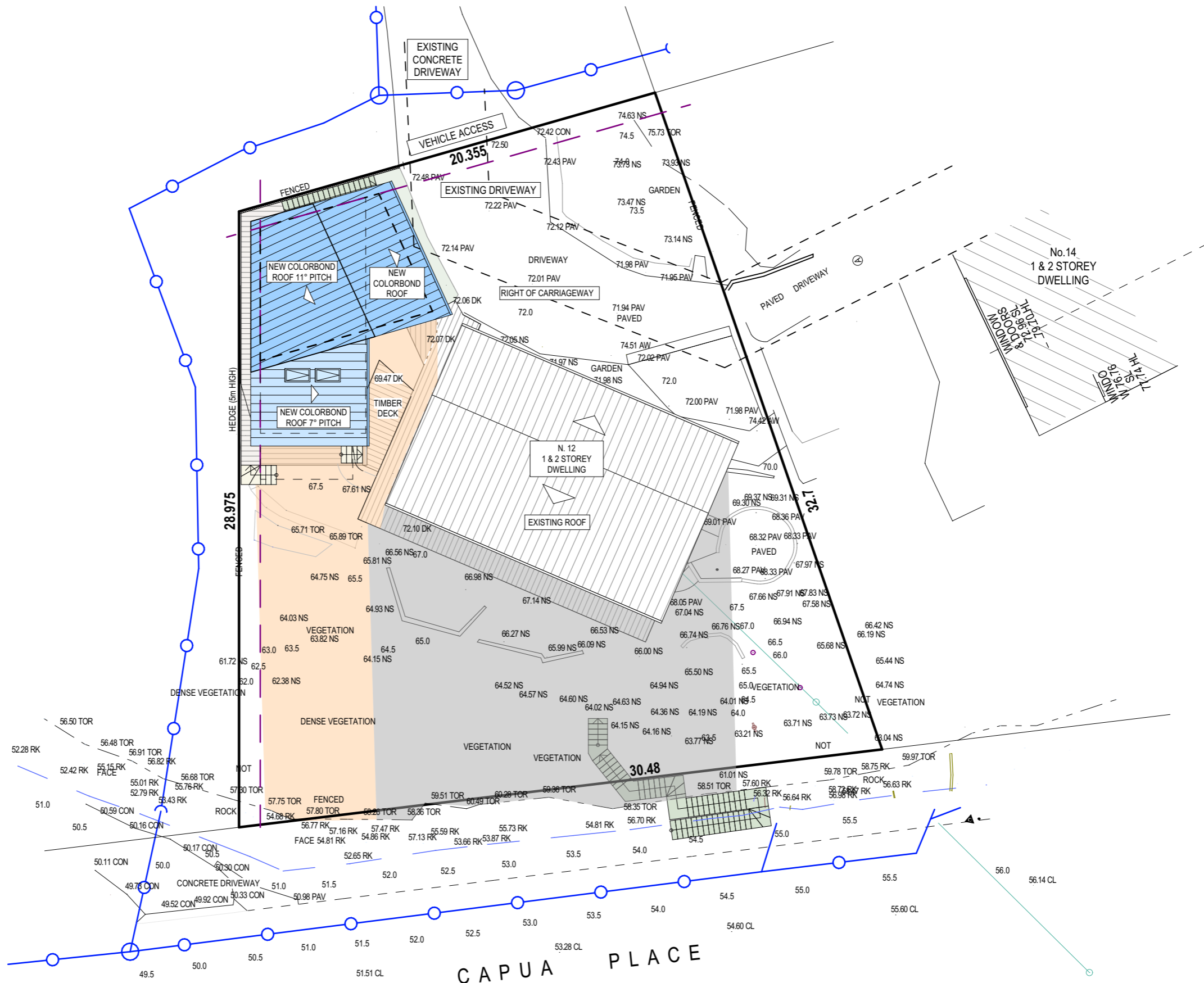
PROPOSED ALTERATIONS AND ADDITIONS & A SECONDARY DWELLING
 12 Capua Place - Avalon NSW 2101
 CLIENT: Bernhard & Barbara
 DRAWING TITLE:
 SHADOW DIAGRAM JUNE 21 9:00 am

JOB No:
 1267/24

DRAWN BY:
 LB
 DATE:
 JULY/24

SCALE:
 1:200 @ A3
 DRAWING No:
DA.12

bdca
 ACCREDITED BUILDING DESIGNER
 CHECKED BY:
 JJ



SHADOW DIAGRAM JUNE 21 9:00 am

21 JUNE SHADOW DIAGRAM LEGEND	
EXISTING SHADOWS	
NEW SHADOWS	

TRUE NORTH:

NOTES (E & OE)

- All structures including stormwater & drainage to engineer's details.
- Do not obtain dimensions by scaling drawings.
- All dimensions are to be checked on site prior to starting work.
- These drawings are to be read in conjunction with all other consultant's drawings and specifications.
- All workmanship & materials shall be in accordance with the requirements of current editions including amendments of the National Construction Code, relevant Australian Standards & local council requirements.
- New materials are to be used throughout unless otherwise noted.
- Concrete footings, slab, structural beams or any other structural members are to be designed by a practicing engineer.

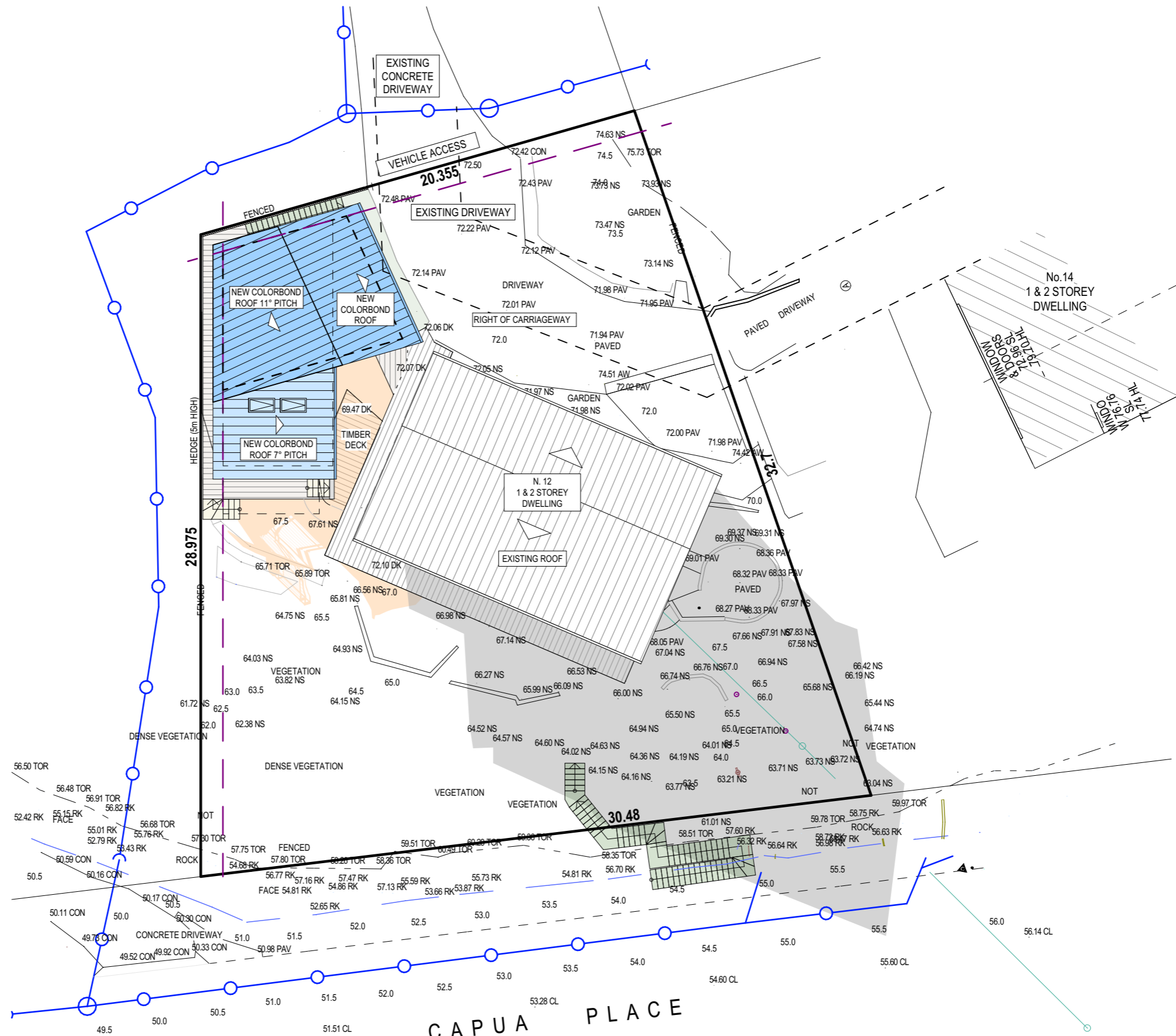
JJ Drafting Australia P/L.
 26/90 Mona Vale Road, Mona Vale, NSW, 2103
 PO Box 687, Dee Why, NSW, 2099
 Mob. 0414 717 541 | ACN 651 693 346
 Email. enquiries@jjdrafting.com.au
 www.jjdrafting.com.au

REV:	DATE:	DESCRIPTION:
A	22.07.24	PRELIM. DRAWINGS UPDATED

PROPOSED ALTERATIONS AND ADDITIONS & A SECONDARY DWELLING 45A Riviera Avenue - Avalon (12 Capua Place) CLIENT: Bernhard & Barbara	JOB No: 1267/24
DRAWING TITLE: SHADOW DIAGRAM JUNE 21 9:00 am	

DRAWN BY: LB	SCALE: 1:200 @ A3
DATE: JULY/24	DRAWING No: DA.13
CHECKED BY: JJ	





SHADOW DIAGRAM JUNE 21 12 noon

21 JUNE SHADOW DIAGRAM LEGEND

EXISTING SHADOWS

NEW SHADOWS

TRUE NORTH:

NOTES (E & OE)

- All structures including stormwater & drainage to engineer's details.
- Do not obtain dimensions by scaling drawings.
- All dimensions are to be checked on site prior to starting work.
- These drawings are to be read in conjunction with all other consultant's drawings and specifications.
- All workmanship & materials shall be in accordance with the requirements of current editions including amendments of the National Construction Code, relevant Australian Standards & local council requirements.
- New materials are to be used throughout unless otherwise noted.
- Concrete footings, slab, structural beams or any other structural members are to be designed by a practicing engineer.

JJ Drafting Australia P/L.

26/90 Mona Vale Road, Mona Vale, NSW, 2103
 PO Box 687, Dee Why, NSW, 2099
 Mob. 0414 717 541 | ACN 651 693 346
 Email. enquiries@jjdrafting.com.au
 www.jjdrafting.com.au

REV:	DATE:	DESCRIPTION:
A	22.07.24	PRELIM. DRAWINGS UPDATED

PROPOSED ALTERATIONS AND ADDITIONS & A SECONDARY DWELLING

12 Capua Place - Avalon NSW 2101

CLIENT: Bernhard & Barbara

DRAWING TITLE:
SHADOW DIAGRAM JUNE 21 12 noon

JOB No:
1267/24

DRAWN BY:
LB

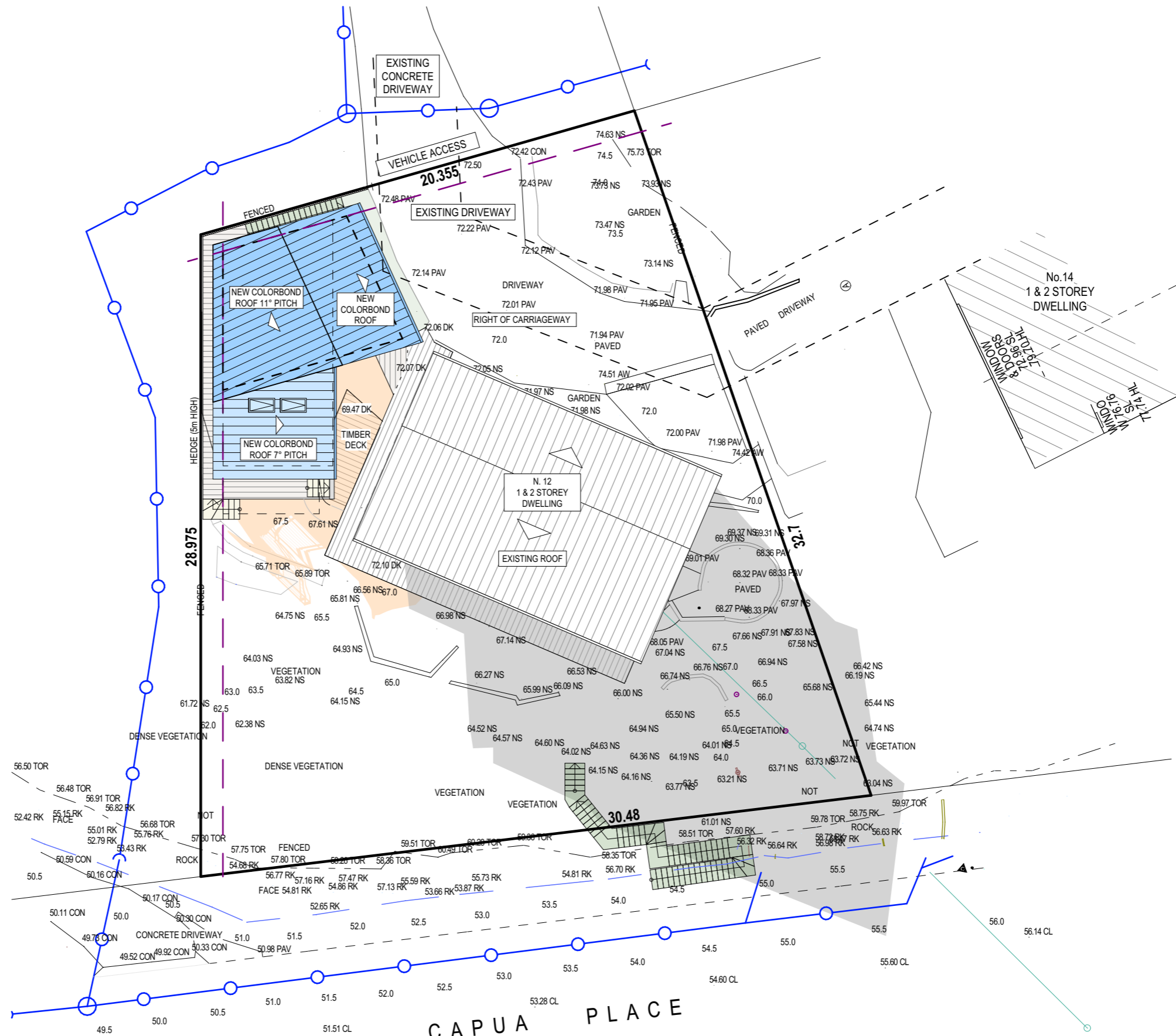
DATE:
JULY/24

SCALE:
1:200 @ A3

DRAWING No:
DA.13

bdca
ACCREDITED BUILDING DESIGNER

CHECKED BY:
JJ



SHADOW DIAGRAM JUNE 21 12 noon

21 JUNE SHADOW DIAGRAM LEGEND

EXISTING SHADOWS

NEW SHADOWS

TRUE NORTH:

NOTES (E & OE)

- All structures including stormwater & drainage to engineer's details.
- Do not obtain dimensions by scaling drawings.
- All dimensions are to be checked on site prior to starting work.
- These drawings are to be read in conjunction with all other consultant's drawings and specifications.
- All workmanship & materials shall be in accordance with the requirements of current editions including amendments of the National Construction Code, relevant Australian Standards & local council requirements.
- New materials are to be used throughout unless otherwise noted.
- Concrete footings, slab, structural beams or any other structural members are to be designed by a practicing engineer.

JJ Drafting Australia P/L.

26/90 Mona Vale Road, Mona Vale, NSW, 2103
 PO Box 687, Dee Why, NSW, 2099
 Mob. 0414 717 541 | ACN 651 693 346
 Email. enquiries@jjdrafting.com.au
 www.jjdrafting.com.au

REV:	DATE:	DESCRIPTION:
A	22.07.24	PRELIM. DRAWINGS UPDATED

PROPOSED ALTERATIONS AND ADDITIONS & A SECONDARY DWELLING

45A Riviera Avenue - Avalon (12 Capua Place)

CLIENT: Bernhard & Barbara

DRAWING TITLE:
SHADOW DIAGRAM JUNE 21 12 noon

JOB No:
1267/24

DRAWN BY:
LB

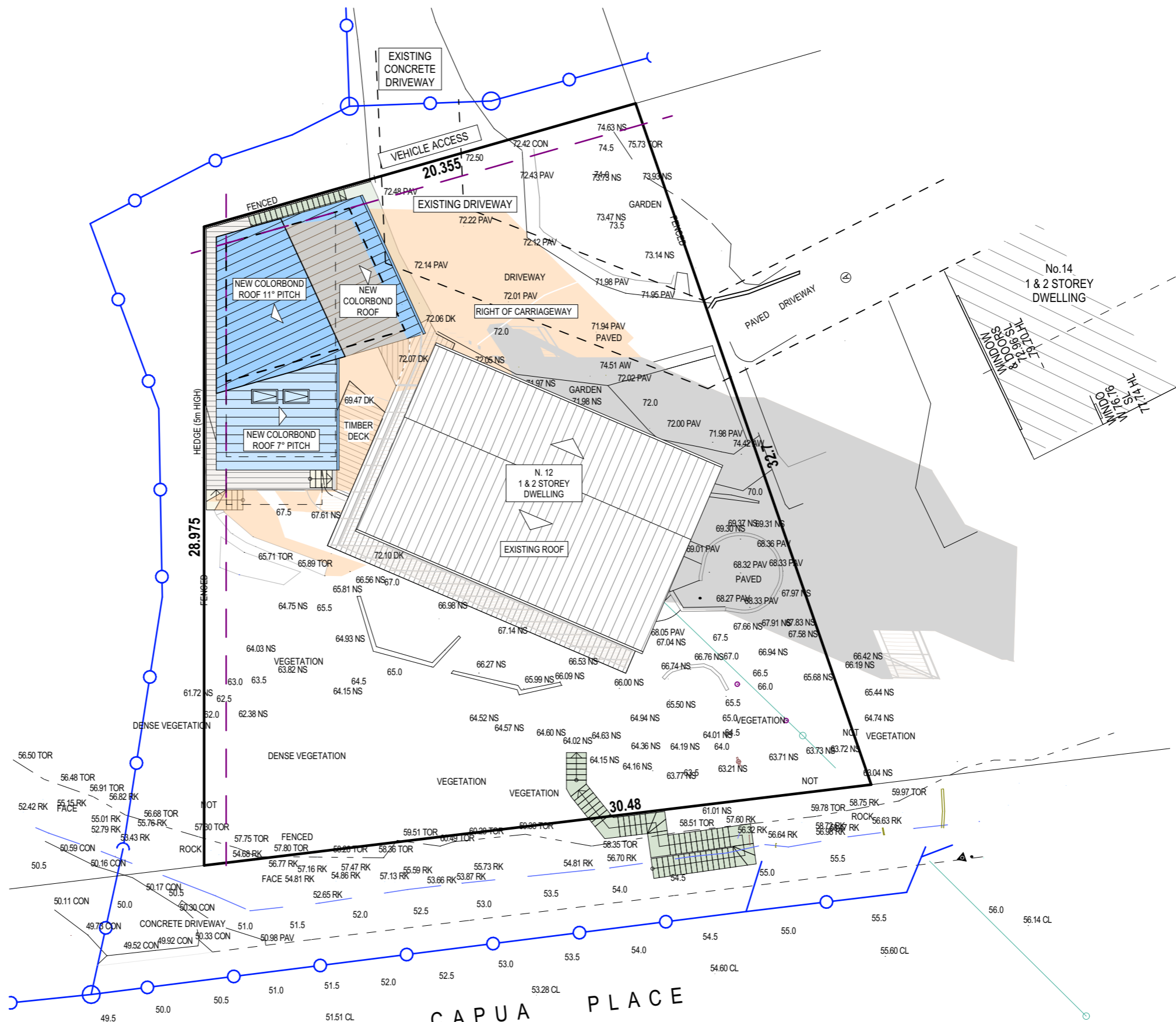
DATE:
JULY/24

SCALE:
1:200 @ A3

DRAWING No:
DA.14

bdca
ACCREDITED BUILDING DESIGNER

CHECKED BY:
JJ



SHADOW DIAGRAM JUNE 21 3:00 pm

21 JUNE SHADOW DIAGRAM LEGEND	
EXISTING SHADOWS	
NEW SHADOWS	

TRUE NORTH:

NOTES (E & OE)

- All structures including stormwater & drainage to engineer's details.
- Do not obtain dimensions by scaling drawings.
- All dimensions are to be checked on site prior to starting work.
- These drawings are to be read in conjunction with all other consultant's drawings and specifications.
- All workmanship & materials shall be in accordance with the requirements of current editions including amendments of the National Construction Code, relevant Australian Standards & local council requirements.
- New materials are to be used throughout unless otherwise noted.
- Concrete footings, slab, structural beams or any other structural members are to be designed by a practicing engineer.

JJ Drafting Australia P/L.
 26/90 Mona Vale Road, Mona Vale, NSW, 2103
 PO Box 687, Dee Why, NSW, 2099
 Mob. 0414 717 541 | ACN 651 693 346
 Email. enquiries@jjdrafting.com.au
 www.jjdrafting.com.au

REV:	DATE:	DESCRIPTION:
A	22.07.24	PRELIM. DRAWINGS UPDATED

PROPOSED ALTERATIONS AND ADDITIONS & A SECONDARY DWELLING
 12 Capua Place - Avalon NSW 2101
 CLIENT: Bernhard & Barbara

DRAWING TITLE:
 SHADOW DIAGRAM JUNE 21 3:00 pm

JOB No:
 1267/24

DRAWN BY:
 LB

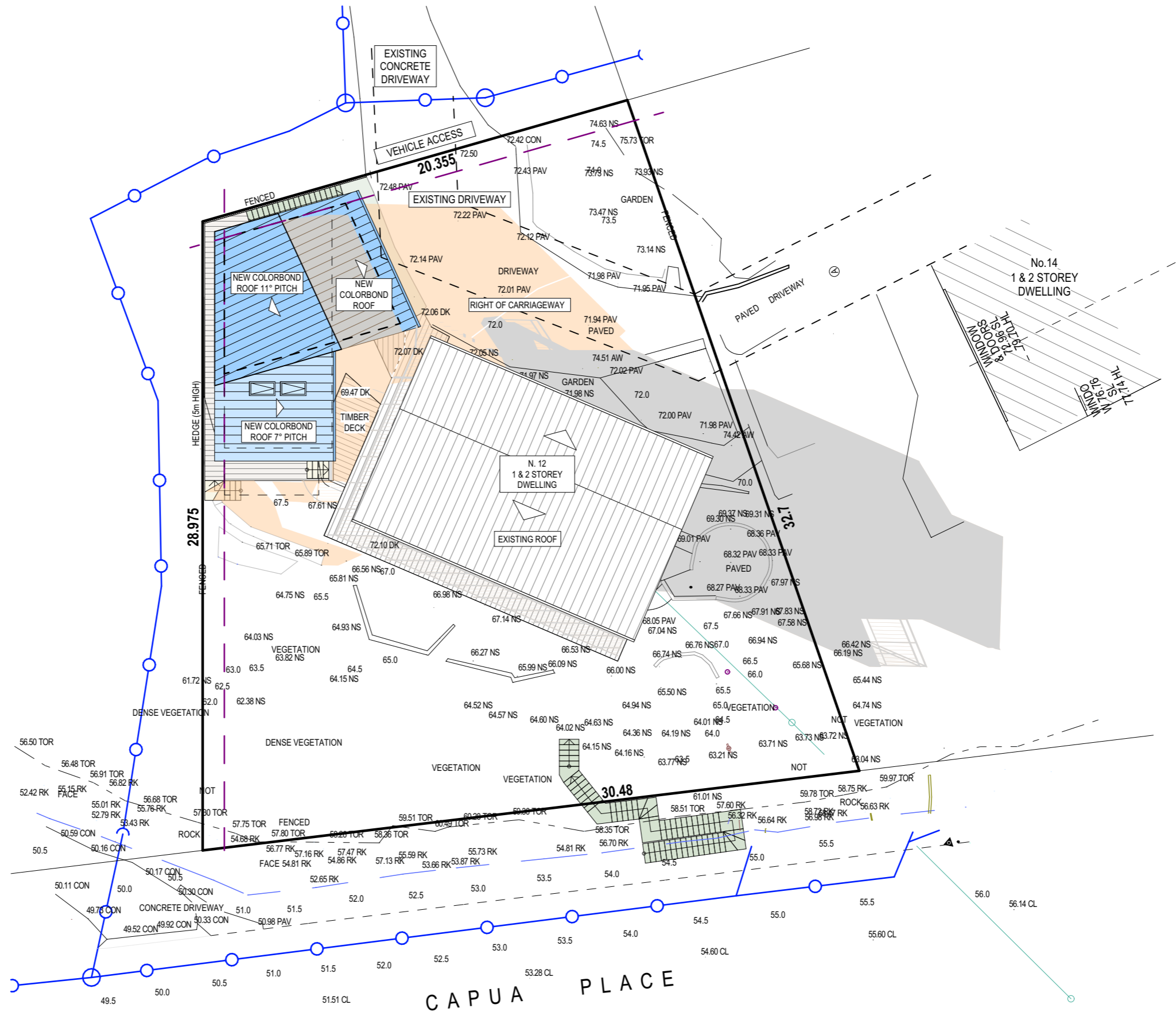
DATE:
 JULY/24

SCALE:
 1:200 @ A3

DRAWING No:
DA.14

bdca
 ACCREDITED BUILDING DESIGNER

CHECKED BY:
 JJ



SHADOW DIAGRAM JUNE 21 3:00 pm

21 JUNE SHADOW DIAGRAM LEGEND

EXISTING SHADOWS

NEW SHADOWS

TRUE NORTH:

NOTES (E & OE)

- All structures including stormwater & drainage to engineer's details.
- Do not obtain dimensions by scaling drawings.
- All dimensions are to be checked on site prior to starting work.
- These drawings are to be read in conjunction with all other consultant's drawings and specifications.
- All workmanship & materials shall be in accordance with the requirements of current editions including amendments of the National Construction Code, relevant Australian Standards & local council requirements.
- New materials are to be used throughout unless otherwise noted.
- Concrete footings, slab, structural beams or any other structural members are to be designed by a practicing engineer.

JJ Drafting Australia P/L.

26/90 Mona Vale Road, Mona Vale, NSW, 2103
 PO Box 687, Dee Why, NSW, 2099
 Mob. 0414 717 541 | ACN 651 693 346
 Email. enquiries@jjdrafting.com.au
 www.jjdrafting.com.au

REV:	DATE:	DESCRIPTION:
A	22.07.24	PRELIM. DRAWINGS UPDATED

PROPOSED ALTERATIONS AND ADDITIONS & A SECONDARY DWELLING

45A Riviera Avenue - Avalon (12 Capua Place)

CLIENT: Bernhard & Barbara

DRAWING TITLE:
 SHADOW DIAGRAM JUNE 21 3:00 pm

JOB No:
 1267/24

DRAWN BY:
 LB

DATE:
 JULY/24

SCALE:
 1:200 @ A3

DRAWING No:
DA.15

bdca
 ACCREDITED
 BUILDING DESIGNER

CHECKED BY:
 JJ