

**RAINWATER TANK NOTES:**

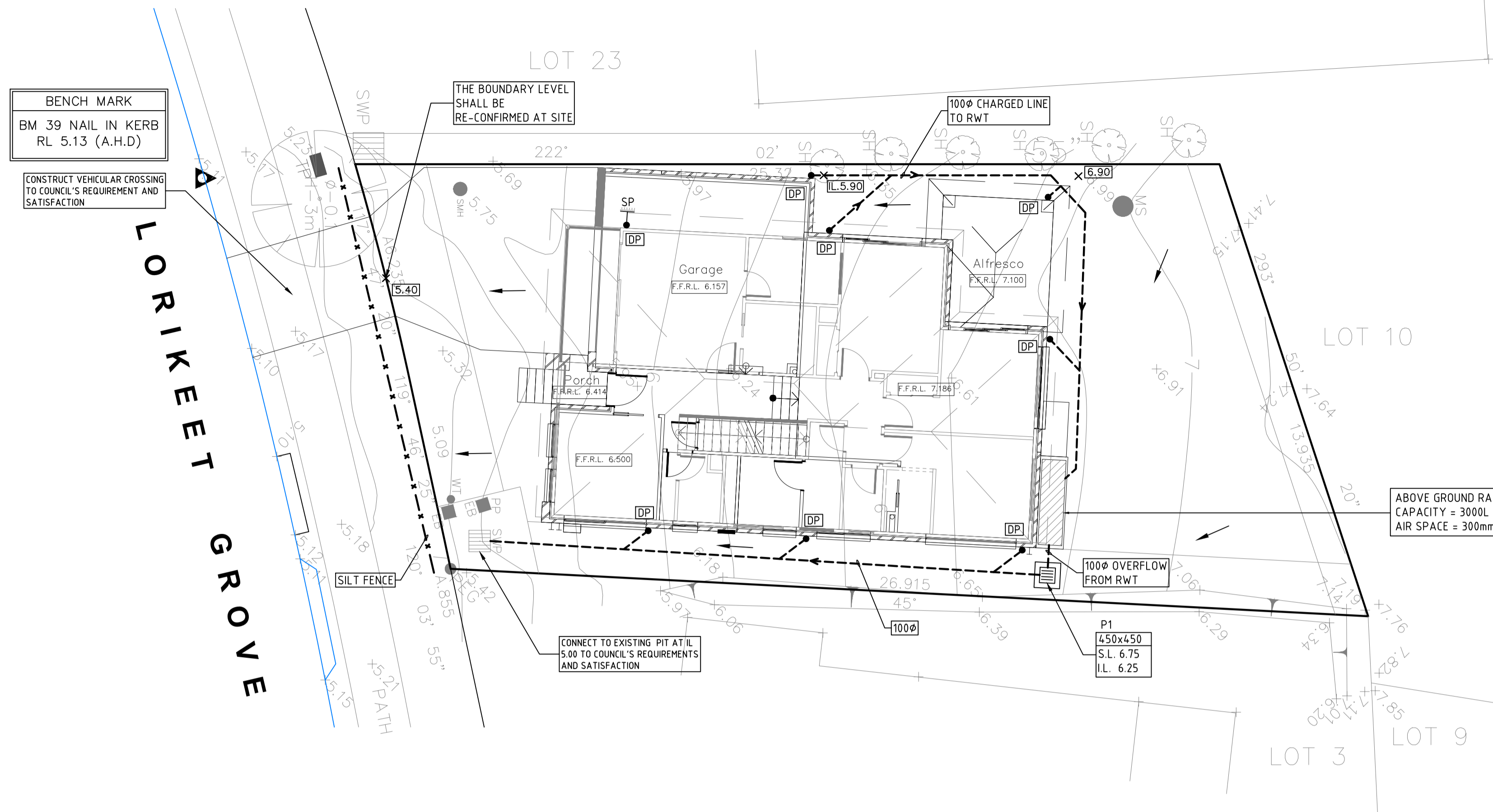
CAPACITY: RAINWATER TANK HAS A CAPACITY AS MARKED IN THE PLAN.  
 RAINWATER CONNECTION: TANK WATER WILL BE PLUMBED TO ALL OUTDOOR WATERING, ALL TOILETS AND LAUNDRY ROOM AS PER BASIX REQUIREMENT (TO BE RE-CONFIRMED FROM BASIX REPORT)  
 FIRST FLUSH: 'FIRST FLUSH' DEVICE WILL BE FITTED TO REMOVE SURFACE CONTAMINATION.  
 NON DRINKING: TANK WATER WILL NOT BE CONNECTED TO DRINKING OR BATHING WATER OUTLETS.  
 FULLY ENCLOSED: TANKS WILL BE FULLY ENCLOSED AND SEALED TO PREVENT ACCESS BY MOSQUITOES.  
 NON REFLECTIVE FINISH: TANKS SURFACES WILL HAVE NON REFLECTIVE FINISH.  
 WARNING LABELS: A LABEL WILL BE AFFIXED TO THE TANKS WARNING THAT WATER IS NOT TO BE CONSUMED AND RAINWATER SIGNAGE WILL BE PLACED ABOVE ALL TANK WATER OUTLETS.  
 ROOFING MATERIALS: THE ROOF SURFACE FROM WHICH RAINWATER IS BEING DRAWN WILL NOT CONTAIN LEAD, TAR, ASBESTOS OR PAINTS  
 BASE: TANKS WILL BE BUILT ON A SELF SUPPORTING BASE (ABOVE GROUND TANKS ONLY)  
 WATER PRESSURE: TANKS WILL BE FITTED WITH SMALL MOTORISED PUMP TO PROVIDE ACCEPTABLE WATER PRESSURE.  
 PUMP NOISE: PUMP WILL BE DESIGNED AND LOCATED NOT TO CAUSE A NOISE DISTURBANCE TO NEIGHBOURS GENERALLY NOT 5 dBA ABOVE BACKGROUND NOISE)  
 INSTALLATION: WILL BE INSTALLED BY A LICENSED PLUMBER IN ACCORDANCE WITH SYDNEY WATER REQUIREMENTS AND THE "NSW CODE OF PRACTICE: PLUMBING AND DRAINAGE"  
 BACK FLOW PREVENTION: A BACK FLOW PREVENTION DEVICE WILL BE PROVIDED AT THE MAINS WATER METER  
 DUAL SUPPLY: A TRICKLE TOP-UP SYSTEM WILL BE PROVIDED AT THE MAINS WATER.  
 BACK UP SUPPLY: A BACK UP SUPPLY OF MAINS WATER WILL BE PROVIDED IN EVENT OF FAILURE OR MAINTENANCE.  
 ANAEROBIC ZONE: WATER WILL BE DRAWN FROM ABOVE THE ANAEROBIC ZONE OF TANKS.  
 TANK CONSTRUCTION: TANKS WILL BE STRUCTURALLY SOUND AND CONSTRUCTED IN ACCORDANCE WITH AS/NZ3500.1.2-1998: NATIONAL PLUMBING AND DRAINAGE-WATER SUPPLY-ACCEPTABLE SOLUTIONS.  
 AIR GAP: TANKS WILL BE PROVIDED WITH AN AIR GAP IN ACCORDANCE WITH AS/NZ 3500.1.2 AND AS2845.2 ON GOING MAINTENANCE:  
 TANK WILL BE WELL KEPT AND MAINTAINED BY THE OWNER.

**NOTES:**

1. ALL WORKS TO BE CONSTRUCTED TO THE REQUIREMENTS AND SATISFACTION OF THE NORTHERN BEACHES COUNCIL D.P.
2. THE DRAINAGE CONTRACTOR IS TO LOCATE AND RELOCATE AS NECESSARY ALL SERVICES ON SITE.
3. THE BUILDER IS TO VERIFY ALL LEVELS ON THE SITE PRIOR TO COMMENCING CONSTRUCTION.
4. SILT FENCE IS TO BE ERECTED PRIOR TO COMMENCING WORK. FENCE TO BE MAINTAINED IN WORKING ORDER DURING THE TIME OF CONSTRUCTION.
5. W.A.E. DRAWING BY A REGISTERED SURVEYOR IS REQUIRED PRIOR TO CERTIFICATION OF DRAINAGE.
6. U.N.O. ALL DOWN PIPES ARE TO BE 100Ø.
7. U.N.O. ALL PIPES TO BE 100Ø CLASS 'SH' WITH 1% MIN SLOPE.
8. ALL THE RETAINING WALLS TO STRUCTURAL ENGINEERS DETAIL AND SHOULD BE WITHIN THE SITE BOUNDARY.
9. ALL THE DOWN PIPES FROM THE ROOF GUTTER TO RAINWATER TANK SHALL BE CHARGED LINES AND SOLVENT WELD JOINTED.

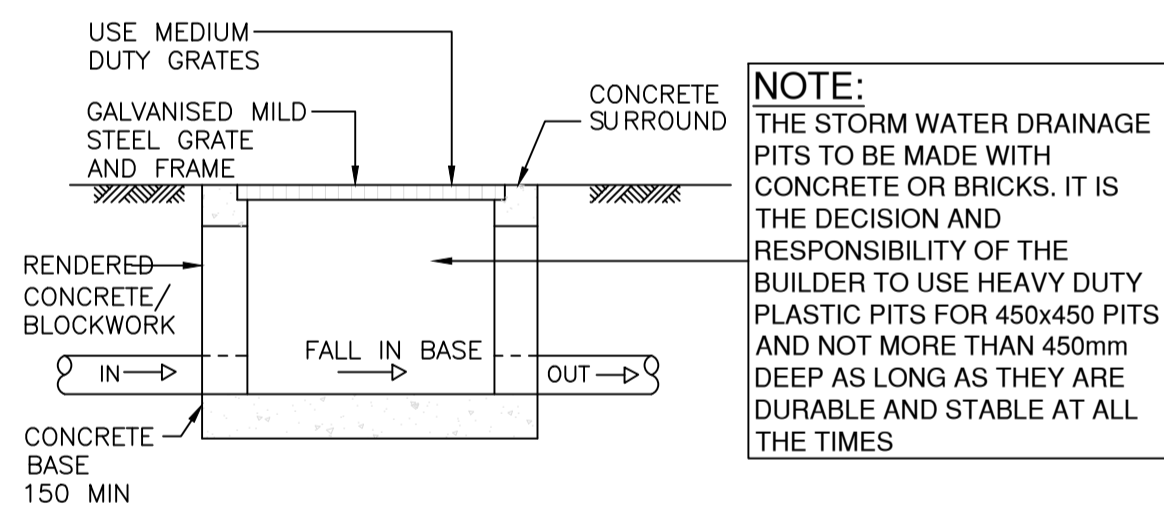
**LEGEND**

DRAINAGE LINE	---	SURFACE INLET PIT	▢
AG. LINE	— a —	JUNCTION PIT	■
SILT FENCE	— x —	DOWN PIPE	• DP
EXISTING LEVEL DESIGN LEVEL	x (ELEV)	SPREADER PIPE	↓ SP
SILT BARRIER AROUND PIT	▣	PLANTER GRATE	▢ PG
CLEANING EYE (OR INSEPECTION EYE)	⊙	FLOOR GRATE	⊕ FG
SURFACE LEVEL SL	45.50	DROPPER	⊙ DR
INVERT LEVEL IL	45.00	STEP IN THE RETAINING WALL	⊥
REMOVED TREE	⊙		



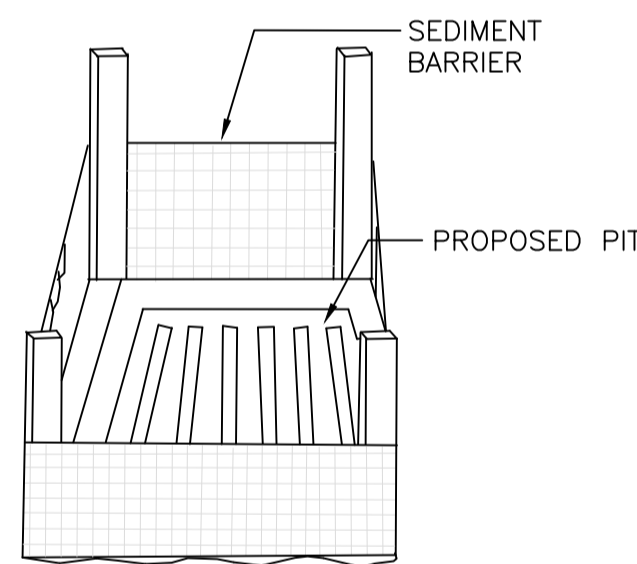
**STORMWATER DRAINAGE LAYOUT PLAN**

SCALE: - 1:100 @ A1



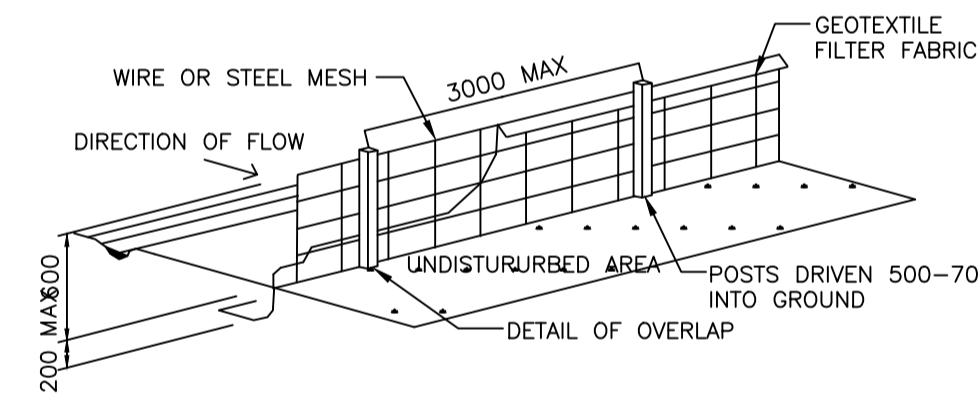
STANDARD PIT DETAIL

NOT TO SCALE



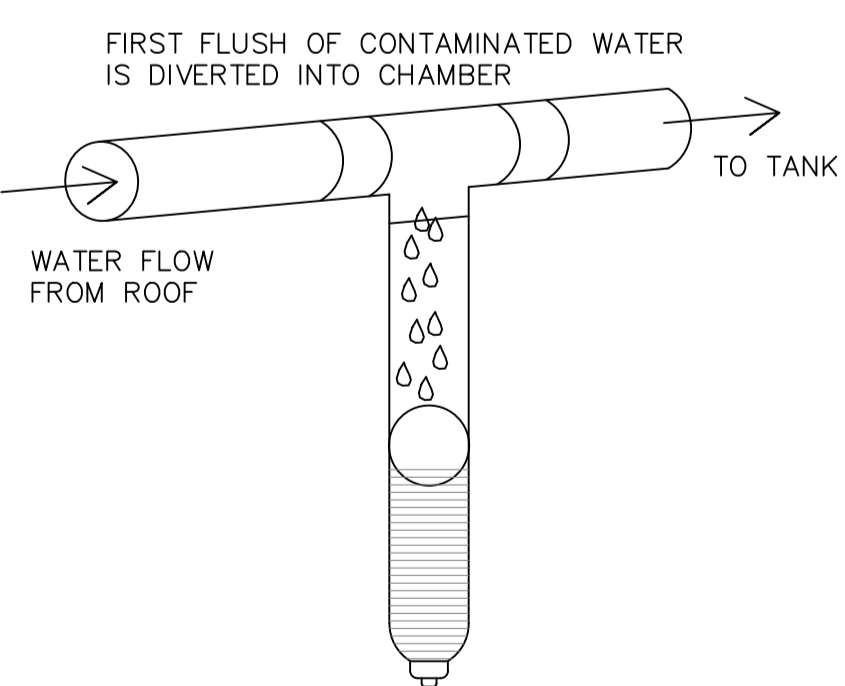
SEDIMENT BARRIER AROUND STORMWATER PIT (DURING CONSTRUCTION)

NOT TO SCALE



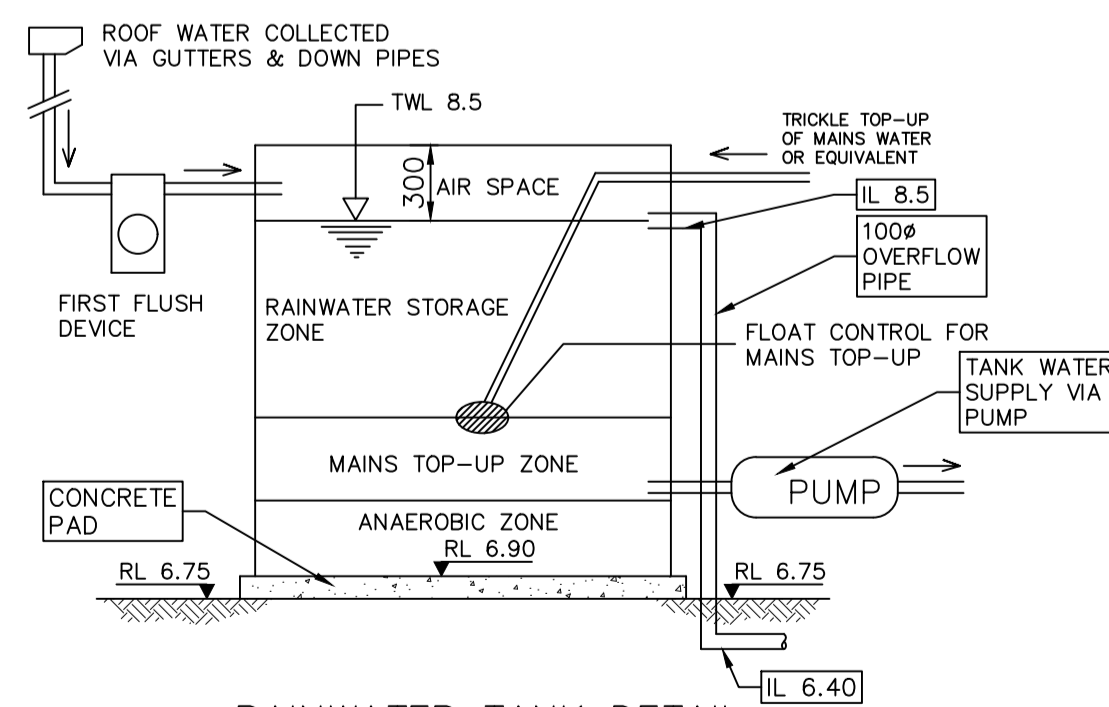
SILT FENCE DETAIL (TO BE WITHIN THE PROPERTY BOUNDARY - DURING CONSTRUCTION ONLY)

NOT TO SCALE



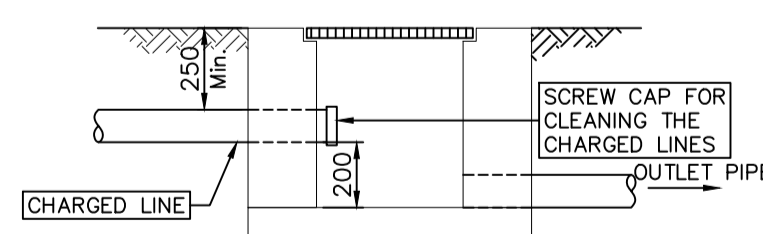
FIRST FLUSH WATER DIVERTER DETAIL

NOT TO SCALE



RAINWATER TANK DETAIL

NOT TO SCALE



TYPICAL CHARGED LINE CLEAN OUT CONNECTION TO A PIT

NOT TO SCALE

**NOT FOR CONSTRUCTION**

**CAUTION:**

ALL THE LEVELS AND DIMENSIONS ARE CRITICAL. PLEASE FOLLOW THE SW PLAN FOR CONSTRUCTION TO AVOID FINAL CERTIFICATION DELAY. IF YOU SEE SOMETHING NOT CORRECT OR NOT SUITED FOR SITE PLEASE CONTACT THE STORMWATER ENGINEER FOR CLARIFICATION AND FURTHER DIRECTIONS.

**NOTE:**

THE SURFACE INLET PITS SHALL BE HEAVY DUTY PLASTIC PITS IF IT IS LESS THAN 400mm DEEP.

**NOTE:**

PROVIDE FLOOR GRATES (100Ø) FOR THE FIRST FLOOR BALCONIES (DO NOT CONNECT TO THE RAINWATER TANK)

**NOTE:**

PRIOR TO CONSTRUCTION THE BUILDER IS TO COORDINATE ALL THE PLANS (ARCHITECTURE PLAN, LANDSCAPE PLAN, STRUCTURAL ENGINEER'S PLAN AND THE STORMWATER PLAN) TO MAKE SURE ALL THE DESIGN LEVELS, DOWNPIPE LOCATIONS AND THE FLOOR LEVELS ARE SAME IN ALL THE PLANS.

**NOTE:**

THE PIT SURFACE LEVELS AND THE TOP OF RETAINING WALLS SHALL BE RE-CONFIRMED AT SITE

**NOTE:**

CLEAN OUT LINES FROM THE CHARGED LINES TO BE CONNECTED TO THE NEAREST PITS WITH END CAP AT THE PIT END

DESIGN BY:	VNK CONSULTING PTY LTD PO BOX 9118 Harris Park NSW 2150 Mobile: 0401 132 386 Email: VNKCONSULTING@GMAIL.COM	Drawing Title:	DESIGNED	NL	Project:	Ref No.	040921-01
PRINCIPAL ENGINEER:	LOGAN N LOGESWARAN	STORMWATER DRAINAGE LAYOUT PLAN	DRAWN	AP	PROPOSED DWELLING LOT2(NO.71) LORIKEET GROVE WARRIEWOOD NSW 2102	Issue:	A
QUALIFICATIONS:	BscEng, MEng, MEngStud, M.ASCE, MIEAust, CPEng, NER		DATUM	AHD			
			DATE	04.09.2021			SHEET 1 of 1
A	04.09.2021	ISSUED FOR DA APPROVAL					
Issue	Date	Description					