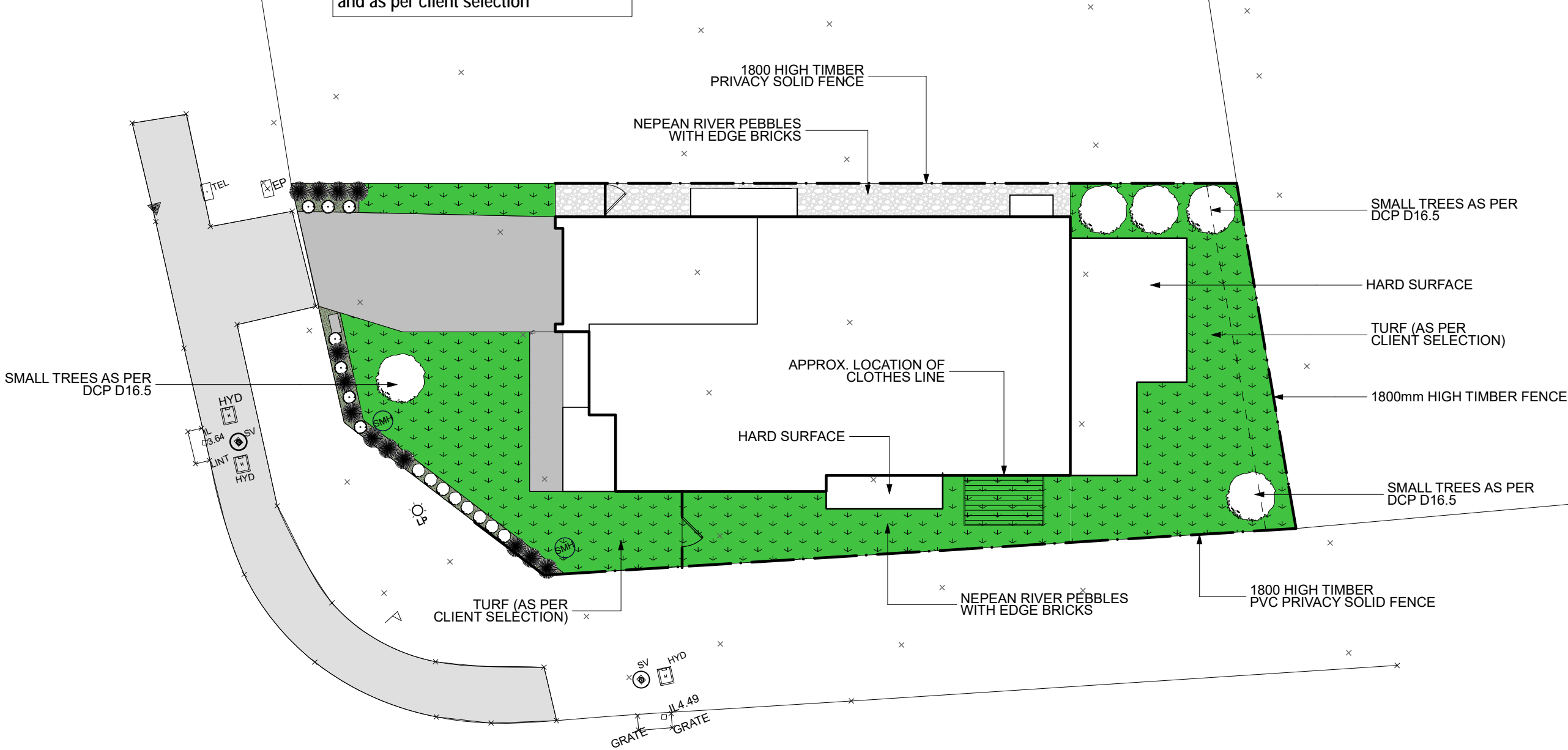


PROOF OF EXISTANCE OF ALL SERVICES IS THE CONTRACTOR'S RESPONSIBILITIES.
CURRENT "DIAL BEFORE YOU DIG" SERVICES PLANS MUST BE OBTAINED PRIOR TO
ANY COMMENCEMENT OF EXCAVATION

Note:
Soil : 300mm Thick layer of premium garden mix
Mulch : 75mm thick layer of 10mm pine mulch

Note:
Plants are indicative only.
Plant species are subject to availability
and as per client selection



LANDSCAPE LAYOUT

NOTE: DO NOT SCALE DRAWINGS IF THERE IS ANY DISCREPANCIES CONTACT THE JOB SUPERVISOR OR HEAD OFFICE DIAL 1100 BEFORE YOU DIG (www.1100.com.au)

DESIGN & DRAWN BY:



ABN: 63 973 037 637
Contact: Jerue Habito
Mob: 0416 237 594
Email: triple9drafting@hotmail.com

Copyright Reserve
This is the copyright of
Triple9 Drafting & Design
and may not be altered,
reproduce or transmitted
in any form or by any means
or in any part without
the written permission
from Triple9 Drafting & Design.

SITE NOTES & CONDITIONS:
All workmanship and materials shall be in strict accordance with the Building Code of Australia (BCA), all SAA codes, ordinances and by-laws of the relevant Local consent. Authority and all other relevant building authorities. All levels and dimensions are to be checked and verified prior to the commencement of any work and all boundaries and setbacks and building locations to be verified by a registered surveyor. All footings, beams, slabs, bracing, tie-downs, structural framing and design strictly to the engineers detail, instructions and specifications.

JOB ADDRESS:

DRAWING DESCRIPTION:

CLIENT PARTICULARS:

TWO STOREY RESIDENTIAL DWELLING

MR & MRS FREWEN

LOT 5 (No.59) CRN LORIKEET GROVE & BUBALO STREET, WARRIEWOOD

DRAWN: JHA

JOB No.: FRE-WD

DATE: 1/06/2020

DESIGN: CUSTOM DESIGN

SCALE: NTS ON A3

SHEET: 15

ISSUE:

AMENDMENTS:

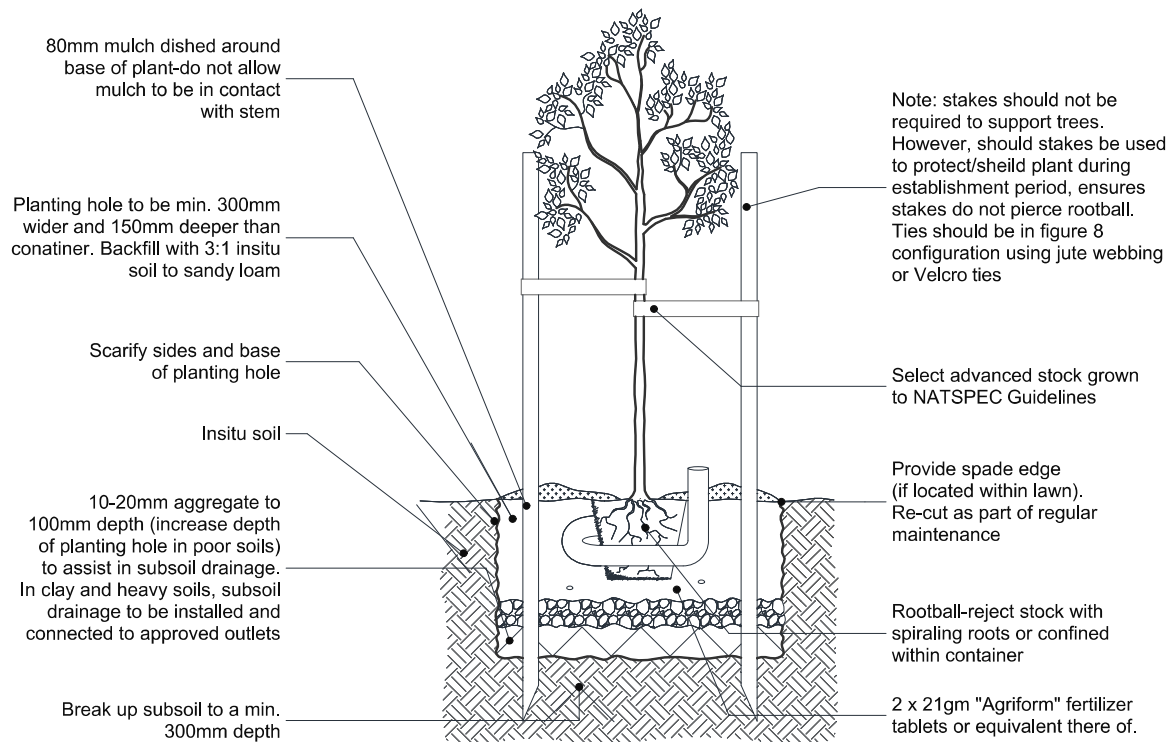
DATE:

SIGNATURE
BUILDER

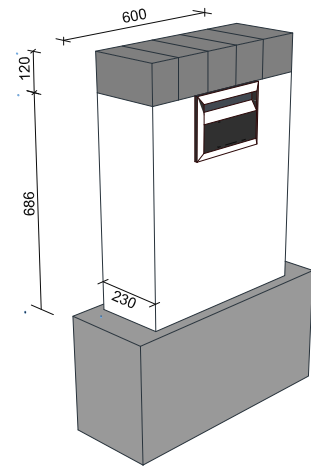
CLIENT 1:

CLIENT 2:

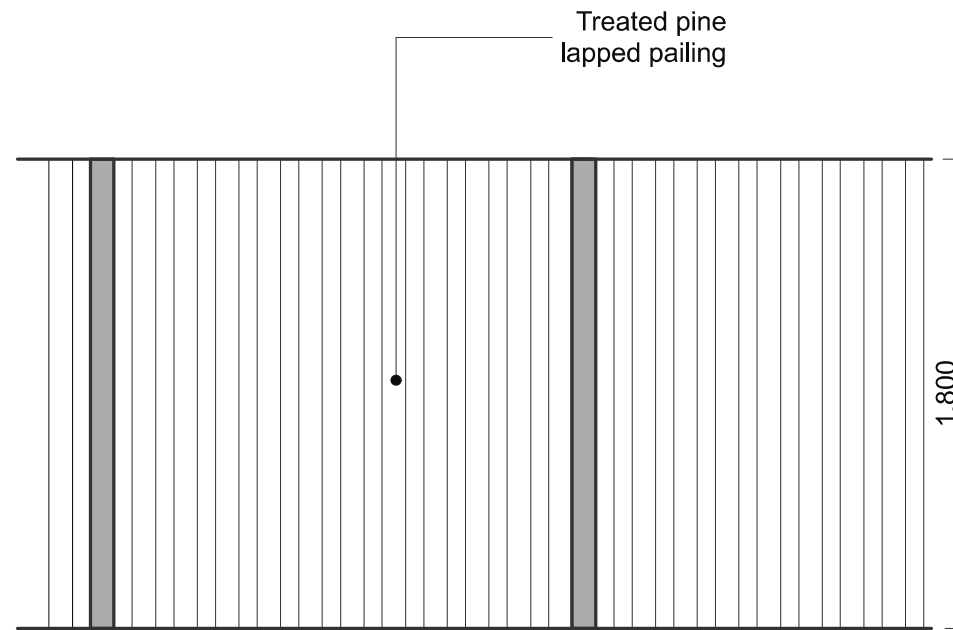
NOTE: DO NOT SCALE DRAWINGS IF THERE IS ANY DISCREPANCIES CONTACT THE JOB SUPERVISOR OR HEAD OFFICE
DIAL 1100 BEFORE YOU DIG (www.1100.com.au)




TREE PLANTING FOR ADVANCED STOCK



BLADE LETTER BOX

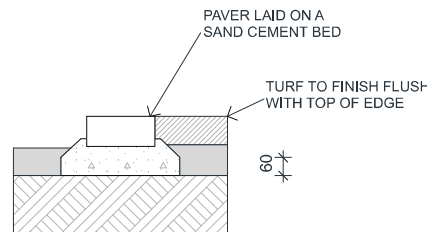


NOTE: Gates to be made from same materials as fence. All fixings to be galvanised, trip latches fitted



1. Excavate beds to 400mm
2. Backfill bed with excavated soil mixed with an improved soil mixed with an improved garden loam.

PLANTED BEDS



GARDEN EDGE DETAIL
NTS

LANDSCAPE SPECIFICATIONS

TURF AREA:

- Turf Underlay: 100mm thick layer of screened top soil
- Turf: Kikuyu turf

GARDEN AREA:

- Soil: 300mm thick layer of premium garden mix
- Mulch: 75mm thick layer of 10mm pine bark mulch
- Plants per site average:
 - 2 x 25L pot size trees
 - 20 x 300mm pot size plants
 - 20 x 200mm pot size plants
 - 15 x 140mm pot size plants

Trees to be staked as required; all stakes shall be durable hardwood sharpened to a point at one end and free from knots and twists;.

15 Litre to 35 Litre: 25 x 25 x 1500mm, 2 stakes per plant.

45 Litre to 100 Litre: 38 x 38 x 1800mm, 2 stakes per plant

Ties shall be 50mm wide hessian webbing.

BRICK EDGE:

- 50mm thick charcoal Havenbrick on sand and cement mix

PEBBLE AREA:

- Pebble underlay : 100mm – 200mm thick layer of consolidated road base
- Pebble : 75mm thick layer of 20mm Nepean river pebble

LANDSCAPE DETAILS

NOTE: DO NOT SCALE DRAWINGS IF THERE IS ANY DISCREPANCIES CONTACT THE JOB SUPERVISOR OR HEAD OFFICE DIAL 1100 BEFORE YOU DIG (www.1100.com.au)

DESIGN & DRAWN BY:



ABN: 63 973 037 637
Contact: Jerue Habito
Mob: 0416 237 594
Email: triple9drafting@hotmail.com

Copyright Reserve
This is the copyright of Triple9 Drafting & Design and may not be altered, reproduce or transmitted in any form or by any means or in any part without the written permission from Triple9 Drafting & Design.

SITE NOTES & CONDITIONS:

All workmanship and materials shall be in strict accordance with the Building Code of Australia (BCA), all SAA codes, ordinances and by-laws of the relevant Local consent. Authority and all other relevant building authorities. All levels and dimensions are to be checked and verified prior to the commencement of any work and all boundaries and setbacks and building locations to be verified by a registered surveyor. All footings, beams, slabs, bracing, tie-downs, structural framing and design strictly to the engineers detail, instructions and specifications.

JOB ADDRESS:

DRAWING DESCRIPTION:

CLIENT PARTICULARS:

TWO STOREY RESIDENTIAL DWELLING

MR & MRS FREWEN

LOT 5 (No.59) CRN LORIKEET GROVE & BUBALO STREET, WARRIEWOOD

<u>DRAWN:</u> JHA	<u>DESIGN:</u> CUSTOM DESIGN	<u>ISSUE:</u>	<u>AMENDMENTS:</u>	<u>DATE:</u>	SIGNATURE
<u>JOB No.:</u> FRE-WD	<u>SCALE:</u>				BUILDER
<u>DATE:</u> 1/06/2020	<u>SHEET:</u> 16				CLIENT 1:
					CLIENT 2: