

# NORTHERN BEACHES COUNCIL

---

## Waste Management Plan

(For development in the area of WLEP 2011 and WLEP 2000)

This plan is to be completed  
in accordance with Council's

## Waste Management Guidelines

(For development in the area of WLEP 2011 and WLEP 2000)

**Effective Date: 25 October 2016**

### TABLE OF CONTENTS

Purpose of the Waste Management Plan .....	2
Structure of the Waste Management Plan.....	2
Applicant and Project Details .....	3
Section 1 – Demolition .....	5
Section 2 – Construction .....	7
Section 3 – On-going waste management for one or two dwellings.....	9
Section 4 – On-going waste management for three or more dwellings.....	10
Section 5 – On-going waste management for non-residential developments .....	11
Section 6 – Private roadway developments.....	12

## Purpose of the Waste Management Plan

This *Waste Management Plan (WMP)* will detail the arrangements for waste management during all stages of development and occupation.

The WMP must be completed in accordance with the Waste Management Guidelines (Guidelines).

A completed WMP is a mandatory requirement for any Development Application (DA) submitted under WLEP 2011 or WLEP 2000. DAs that are submitted without a completed WMP will be rejected or refused by Council.

## Structure of the Waste Management Plan

All applicants are required to complete the 'Applicant and Project Details' part of the WMP and include it with the relevant Sections that apply to their proposed development.

The WMP is divided into Sections and applicants are only required to complete the relevant Sections in accordance with the Guidelines. The table below identifies which Sections are relevant to which development types.

For example, if the proposed development was to include demolition of an existing structure and construction of a single dwelling, the relevant Sections would be Sections 1, 2 and 3.

Section	Development Type <sup>^</sup>
<b>Section 1 – Demolition</b>	All
<b>Section 2 – Construction</b>	All
<b>Section 3 – On-going waste management for one or two dwellings</b>	One or two dwelling developments Mixed-use developments containing one or two dwellings
<b>Section 4 – On-going waste management for three or more dwellings</b>	Three or more dwelling developments Mixed-use developments containing three or more dwellings
<b>Section 5 – On-going waste management for non-residential and mixed use developments</b>	Commercial developments Industrial developments Mixed-use developments
<b>Section 6 – Private roadway developments</b>	Private roadways

<sup>^</sup>Note: the definitions of the development types are provided in Section vi of the Introduction to the Guidelines

## Applicant and Project Details

Complete this page and the relevant Sections that apply to your proposed development.

### Applicants' Details

Name: (must be the same as the DA form)	Sun Property Northbridge P/L
Address: (must be the same as the DA form)	c/- Boston Blyth Fleming Planners Suite 1 - No.9 Narabang Way, Belrose NSW 2085
Phone Number:	02 9986 2535
Email Address:	greg@bbfplanners.com.au

### Property Details

Lot No: Deposited Plan (DP) No: or Strata Plan (SP) No:	D- DP 335027	1- DP 115705
Unit No: House No: Street: Suburb: Postcode:	307 Sydney Rd Balgowlah 2093	12 Boyle St Balgowlah 2093

### Project Details

Description of proposed development:	
Structures to be demolished:	Demolition of an existing 2-storey brick house, carport and surrounding hardscape.


### Applicant Declaration

I declare that:

1. This plan has been completed in accordance with the Waste Management Guidelines
2. To the best of my knowledge, the details on this form are accurate and correct

I understand that:

1. All records demonstrating lawful disposal of waste will be retained and kept readily accessible for inspection by regulatory authorities such as Council, NSW Environment Protection Authority or WorkCover NSW.
2. A bond in accordance with Council's fees and charges may apply to this development and must be paid to Council prior to any works commencing.
3. The bond will only be refunded when Council is satisfied that all waste outlined in this plan has been managed as per the plan, and evidence such as photos, receipts and statutory declarations must be supplied where appropriate.

Signature of Applicant:  \_\_\_\_\_

Cameron Johnson  
General Manager  
Sun Property Northbridge P/L

Date: 29/01/2019 \_\_\_\_\_

## Section 1 – Demolition

This section must be completed in accordance with 'Chapter 1 – Demolition' of the Waste Management Guidelines

MATERIALS ON SITE	DESTINATION					
	<i>Evidence such as weighbridge dockets and invoices for waste disposal or recycling must be retained on site for inspection</i>					
	REUSE AND RECYCLING (MOST FAVOURABLE)			DISPOSAL (LEAST FAVOURABLE)		
Types of Waste Material	Estimated Volume (m <sup>3</sup> ) or Weight (t)	<b>ONSITE RE-USE</b> ✓ Specify how material will be reused on site	<b>OFFSITE RECYCLING</b> ✓ Recycling Outlet (RO) ✓ Waste Transport Contractor (WTC)		<b>OFFSITE DISPOSAL</b> ✓ Specify landfill site (LS) ✓ Specify Waste Transport Contractor (WTC)	
			WTC	RO	WTC	LS
Excavated Material	5m3	Nil	Benedict Recycling Belrose	Benedict Recycling Belrose		
Garden Organics	10 m3		As above	As above		
Bricks	80m3		As above	As above	OPTION NOT AVAILABLE: These materials must be re-used or separated on or off site and sent for recycling.	
Tiles	20m3		As above	As above		
Concrete	10m3		As above	As above		
Timber	10m3		As above	As above		
Plasterboard	5m3		As above	As above		
Metals	2m3		As above	As above		
Asbestos						
Other waste (please specify)						
Estimated Total % Recovered	90 %					

Refer to the estimation tables in 'Chapter 1 – Demolition' of the Guidelines for assistance in completing this table.

The applicant must submit a Site Plan showing the structures to be demolished and storage areas for waste and construction materials (if the development also includes construction).

**WMP Checklist**

Have you included the following:	Applicant Tick
A site plan showing: <ul style="list-style-type: none"> <li>• The structures to be demolished.</li> <li>• Storage areas for waste to be reused, recycled, or disposed of.</li> <li>• Materials storage (if the development also includes construction)</li> </ul>	<input checked="" type="checkbox"/>
The table on the previous page, completed in accordance with ‘Chapter 1 – Demolition’ in the guidelines.	<input checked="" type="checkbox"/>

## Section 2 – Construction

This section must be completed in accordance with ‘Chapter 2 – Construction’ of the Waste Management Guidelines

MATERIALS ON SITE	DESTINATION <i>Evidence such as weighbridge dockets and invoices for waste disposal or recycling must be retained on site for inspection</i>					
	REUSE AND RECYCLING (MOST FAVOURABLE)				DISPOSAL (LEAST FAVOURABLE)	
Types of Waste Material	Estimated Volume (m <sup>3</sup> ) or Weight (t)	<b>ONSITE RE-USE</b> ✓ Specify how material will be reused on site	<b>OFFSITE RECYCLING</b> ✓ Specify recycling outlet (RO) ✓ Specify Waste Transport Contractor (WTC)		<b>OFFSITE DISPOSAL</b> ✓ Specify landfill site (LS) ✓ Specify Waste Transport Contractor (WTC)	
* Please specify			WTC	RO	WTC	LS
Excavated Material	1440m <sup>3</sup>	75m <sup>3</sup> for planter beds	Benedict Recycling Belrose	Benedict Recycling Belrose		
Garden Organics	Nil		As above	As above		
Bricks	10m <sup>3</sup>		As above	As above	OPTION NOT AVAILABLE: These materials must be re-used or separated on or off site and sent for recycling.	
Tiles	Nil		As above	As above		
Concrete	5m <sup>3</sup>		As above	As above		
Timber*	12m <sup>3</sup>		As above	As above		
Plasterboard	5m <sup>3</sup>		As above	As above		
Metals*	2m <sup>3</sup>		As above	As above		
Asbestos	Nil					
Other waste*	Nil					
Estimated Total % Recovered	90 %					

Refer to the estimation tables in ‘Chapter 2 – Construction’ of the Guidelines for assistance in completing this table.

The applicant must submit a Site Plan showing the structures to be demolished and storage areas for waste and construction materials (if the development also includes construction).

**WMP Checklist**

Have you included the following:	Applicant Tick
A site plan showing: <ul style="list-style-type: none"> <li>• The structures to be demolished.</li> <li>• Potential storage areas for waste to be reused, recycled, or disposed of.</li> <li>• Materials storage</li> </ul>	<input checked="" type="checkbox"/>
The table on the previous page, completed in accordance with ‘Chapter 2 – Construction’ in the guidelines.	<input checked="" type="checkbox"/>



N/A

### Section 3 – On-going waste management for one or two dwellings

This section is to be completed in accordance with ‘Chapter 3 – On-going waste management for one or two dwellings’ of the Waste Management Guidelines.

Type of development: \_\_\_\_\_

Number of dwellings: \_\_\_\_\_

#### WMP Checklist

Do your architectural and landscape plans include the following:	Applicant Tick
Waste Storage Area design requirements (Chapter 3.2.)	<input type="checkbox"/>
Waste Storage Area location requirements (Chapter 3.3.)	<input type="checkbox"/>

## Section 4 – On-going waste management for three or more dwellings

This section is to be completed in accordance with ‘Chapter 4 – On-going waste management for three or more dwellings’ of the Waste Management Guidelines.

Type of development: Residential Development

Number of dwellings: 8

### WMP Checklist and Applicant Declaration

Do your architectural/landscape plans include the following:	Applicant Tick	N/A
Waste Storage Area design requirements (Chapter 4.2.)	<input checked="" type="checkbox"/>	-
Waste Storage Area location requirements (Chapter 4.3.)	<input checked="" type="checkbox"/>	-
Pathway, access and door requirements (Chapter 4.4.)	<input checked="" type="checkbox"/>	-
Clean-up waste requirements (Chapter 4.5.)	<input type="checkbox"/>	<input checked="" type="checkbox"/>
Kerbside (on-street) waste collection requirements (Chapter 4.6.)	<input checked="" type="checkbox"/>	<input type="checkbox"/>
On-site (off-street) waste collection requirements (Chapter 4.7.)	<input type="checkbox"/>	<input checked="" type="checkbox"/>

N/A

## Section 5 – On-going waste management for non-residential and mixed use developments

This section is to be completed in accordance with ‘Chapter 5 – On-going waste management for non-residential developments’ and ‘Chapter 6 – On-going waste management for mixed use developments’ of the Waste Management Guidelines.

Type of development: \_\_\_\_\_

Number of commercial premises: \_\_\_\_\_

Number of Waste Storage Areas: \_\_\_\_\_

### WMP Checklist

Do your architectural/landscape plans include the following:	Applicant Tick	N/A
Waste Storage Area design requirements (Chapter 5.2.)	<input type="checkbox"/>	-
Waste Storage Area location requirements (Chapter 5.3.)	<input type="checkbox"/>	-

N/A

## Section 6 – Private roadway developments

This section is to be completed in accordance with 'Chapter 7 – Private roadway developments' of the Waste Management Guidelines.

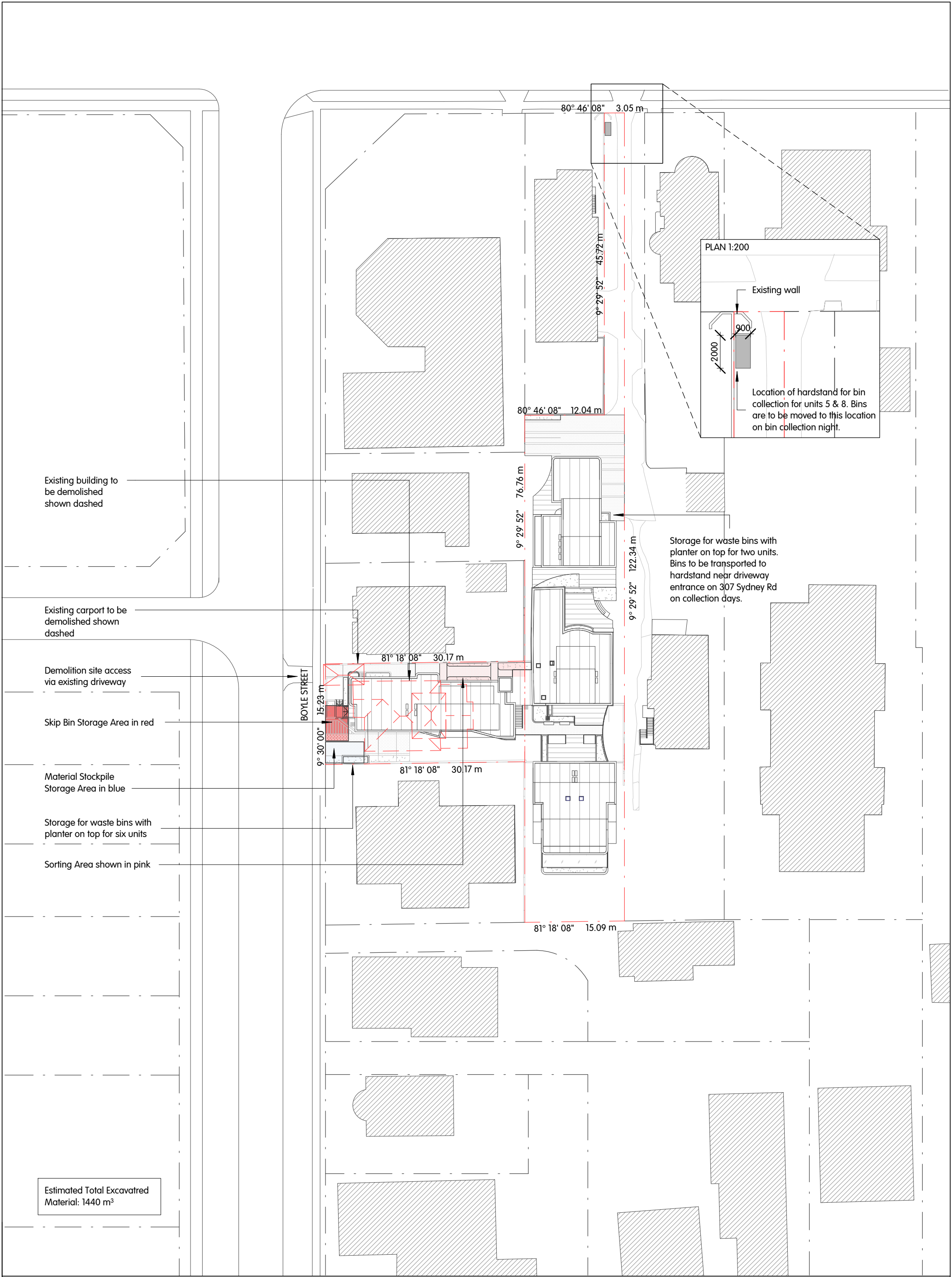
Type of development: \_\_\_\_\_

Number of dwellings: \_\_\_\_\_

(Only applicable for sub-divisions)

### WMP Checklist and Applicant Declaration

Do your sub-division plans include the following:	Applicant Tick	N/A
Council's waste vehicle design requirements (Chapter 7.2.)	<input type="checkbox"/>	<input type="checkbox"/>
Waste Storage Area requirements (Chapter 7.3.)	<input type="checkbox"/>	<input type="checkbox"/>



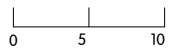
Estimated Total Excavated Material: 1440 m<sup>3</sup>



RobertsDay, Level 4, 17 Randle ST SURRY HILLS NSW 2010  
T +612 8202 8000 adam.russell@robertsday.com.au  
ABN: 008892135 NOMINATED ARCHITECT: Adam Russell (6764)

A 24/01/2019 ISSUE FOR DA  
REV. DATE DESCRIPTION

NOTES  
- ALL DIMENSIONS SHOWN IN MILLIMETRES + ALL LEVELS SHOWN IN METRES UNLESS OTHERWISE NOTED  
- ALL DIMENSIONS AND LEVELS TO BE CHECKED ON SITE PRIOR TO COMMENCEMENT OF WORK  
- WORK TO FIGURED DIMENSIONS ON SITE - DO NOT SCALE OFF DRAWINGS  
- VERIFY ALL DIMENSIONS ON SITE + REPORT ALL DISCREPANCIES TO THE ARCHITECT  
- THIS DRAWING IS THE COPYRIGHT OF THE AUTHOR. IT MUST NOT BE RETAINED, COPIED OR USED WITHOUT THE EXPRESSED WRITTEN AUTHORITY OF THE AUTHOR ROBERTSDAY



CLIENT Sun Property Group  
PROJECT ADDRESS 307 Sydney Road and 12 Boyle Street, Balgowlah

SCALE@A3  
As indicated

DATE 24/01/19

DRAWN BY ED/AH

CHECKED BY AR

REF NO. SPG SRD

DRAW NO. A 800

TITLE Waste Management Site Plan  
REV. A