

An aerial photograph of the Westfield Warringah Mall area. The image shows a dense urban landscape with numerous buildings, parking lots, and streets. The text "Westfield WARRINGAH MALL" is overlaid in the center. Street names visible include "OLD PITWATER ROAD", "CROSS STREET", "GREEN STREET", "ORCHARD ROAD", "SEACON HILL ROAD", "ROGER STREET", "MILES STREET", "JAMES STREET", "CONNAUGHT ROAD", and "OLD PITWATER ROAD". The mall itself is a large, modern building complex with multiple levels and a central courtyard area. The surrounding area includes residential neighborhoods with houses and trees, as well as commercial areas with various businesses and parking lots.


A	2012/2024	JQ	LG	ISSUE FOR DA
Plan	Date	By	CHK	Description

Key Plan

The Key Plan map displays a grid of 16 numbered zones. ZONE 1 is at the top left, ZONE 2 is at the top center, and ZONE 3 is at the top right. ZONE 4 is on the middle left, ZONE 5 is in the center, ZONE 6 is on the middle right, and ZONE 7 is on the far right. ZONE 8 is on the bottom left, ZONE 9 is in the bottom center, ZONE 10 is on the bottom right, and ZONE 11 is at the bottom right corner. ZONE 12 is at the bottom left, ZONE 13 is at the bottom center, ZONE 14 is at the bottom right, ZONE 15 is at the bottom right, and ZONE 16 is at the bottom right. The map includes labels for GROSS STREET, WILSON STREET, and GARDNER STREET. A north arrow is located in the bottom left corner.

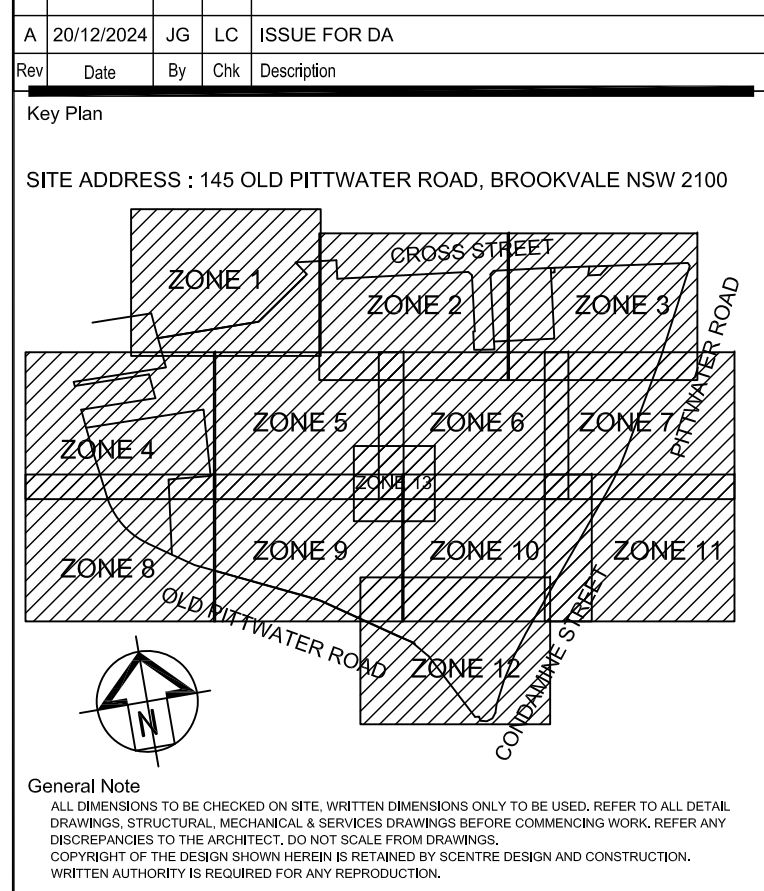
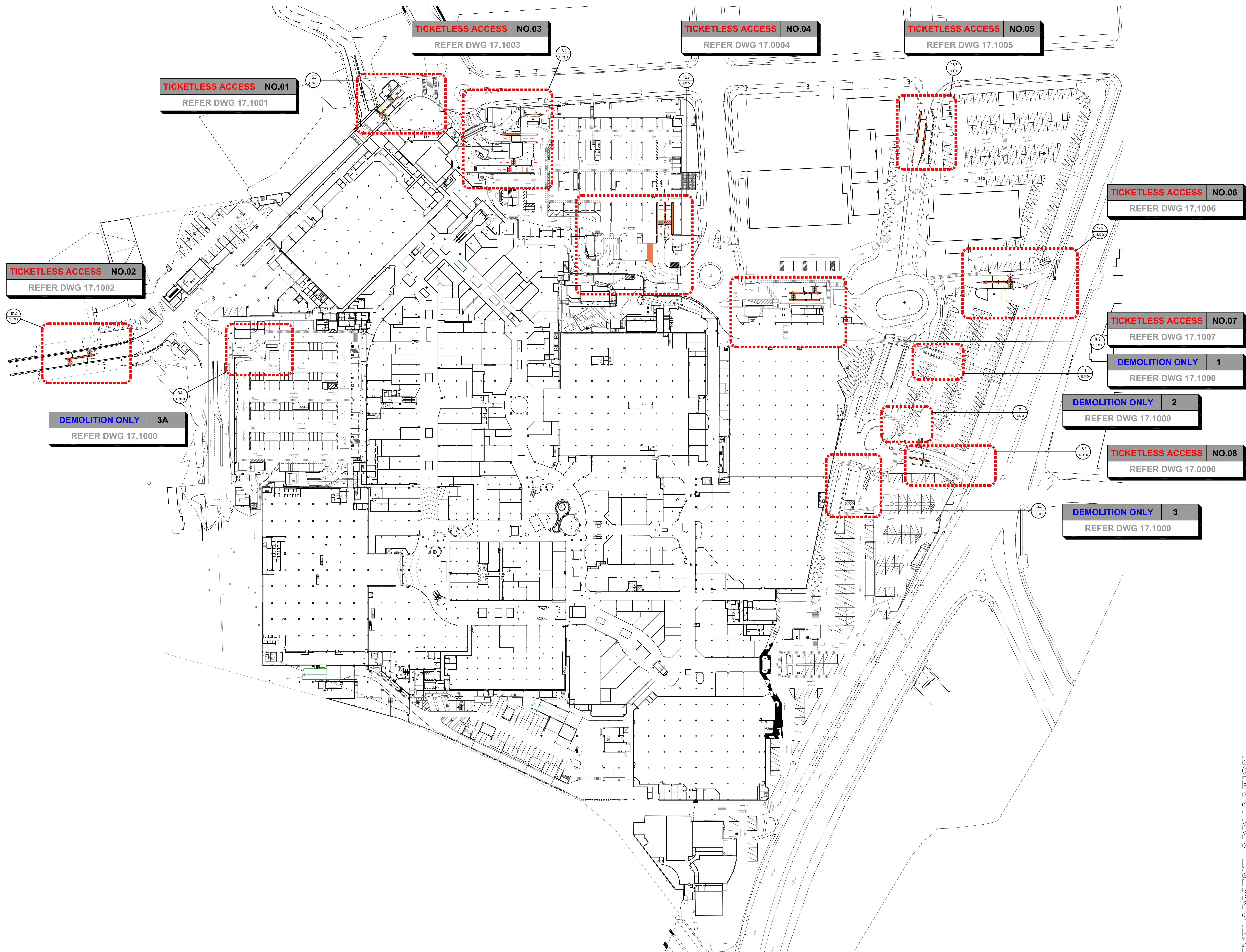
Owner and Operator of **Westfield** in Australia and New Zealand

Scentre Design and Construction Pty Limited
85 Castlereagh Street, Sydney NSW 2000
Phone (02) 9358 7865 Fax (02) 9028 8500
GPO Box 4004 Sydney NSW 2001
ACN 000 267 255

Drawing Scale	Scale Bar 1:1 @ A0	
@ A0		
Drawn By	CAD Filename 17.0000.DWG	Pict Date ####

Project No.	Drawing No.	Revision
-------------	-------------	----------

D11764	17.0000	A
--------	----------------	---



SCENTRE GROUP

Owner and Operator of **Westfield** in Australia and New Zealand

WARRINGAH

Scentre Design and Construction Pty Limited
85 Castlereagh Street, Sydney NSW 2000
Phone (02) 9558 7865 Fax (02) 9558 8500
GPO Box 4004 Sydney NSW 2001
ACN 090 287 265

DEVELOPMENT APPLICATION

**CAR PARK
KEY PLAN
GROUND**

Drawing Scale 1:700 @ A0	Scale Bar 1:1 @ A0 0 10 20 30 40 50	Plot Date ###
Drawn By CAD Filename 17.0001.DWG		Revision ###

Project No. D11764	Drawing No. 17.0001	Revision A
-----------------------	------------------------	---------------

TICKETLESS ACCESS NO.09
REFER DWG 17.1009

DEMOLITION ONLY 4
REFER DWG 17.1000

STAFF PARKING ACCESS A
REFER DWG 17.1101

TICKETLESS ACCESS NO.10
REFER DWG 17.1010

CROSS ST BELOW

GREEN ST BELOW

PITTWATER ROAD BELOW

CONDAMINE STREET BELOW

OLD PITTWATER ROAD

HYPER GROUND MEZZ
SHOWN ON LEVEL 1
PLAN

SHEAR WALL

SHEAR WALL

SHEAR WALL

SHEAR WALL

SHEAR WALL

SHEAR WALL

SHEAR WALL

SHEAR WALL

SHEAR WALL

SHEAR WALL

SHEAR WALL

SHEAR WALL

SHEAR WALL

SHEAR WALL

SHEAR WALL

SHEAR WALL

SHEAR WALL

SHEAR WALL

SHEAR WALL

SHEAR WALL

SHEAR WALL

SHEAR WALL

SHEAR WALL

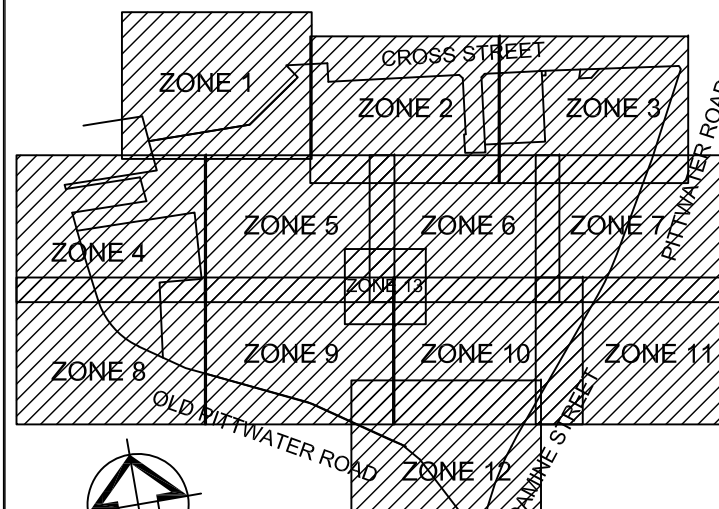
SHEAR WALL

SHEAR WALL

A 2012/03/04 JG LG ISSUE FOR DA

Key Plan

SITE ADDRESS : 145 OLD PITTWATER ROAD, BROOKVALE NSW 2100



General Note
ALL DRAWINGS TO BE CHECKED ON SITE. WRITTEN DRAWINGS ONLY TO BE USED. REFER TO ALL DETAIL DRAWINGS FOR TECHNICAL INFORMATION. A SITE VISIT SHOULD BE CONSIDERED PRIOR TO ANY CONSTRUCTION OF THE DESIGN. DRAWING IS A REPRESENTATION OF THE DESIGN AND CONSTRUCTION. WRITTEN APPROVAL IS REQUIRED FOR ANY MODIFICATION.

SCENTRE GROUP

Owner and Operator of Westfield in Australia and New Zealand

WARRINGAH

Scentre Design and Construction Pty Limited
85 Castlereagh Street, Sydney NSW 2000
Phone (02) 9558 7865 Fax (02) 9558 8500
GPO Box 4004 Sydney NSW 2001
ACN 090 287 265

Title

CAR PARK
KEY PLAN
GROUND MEZZ

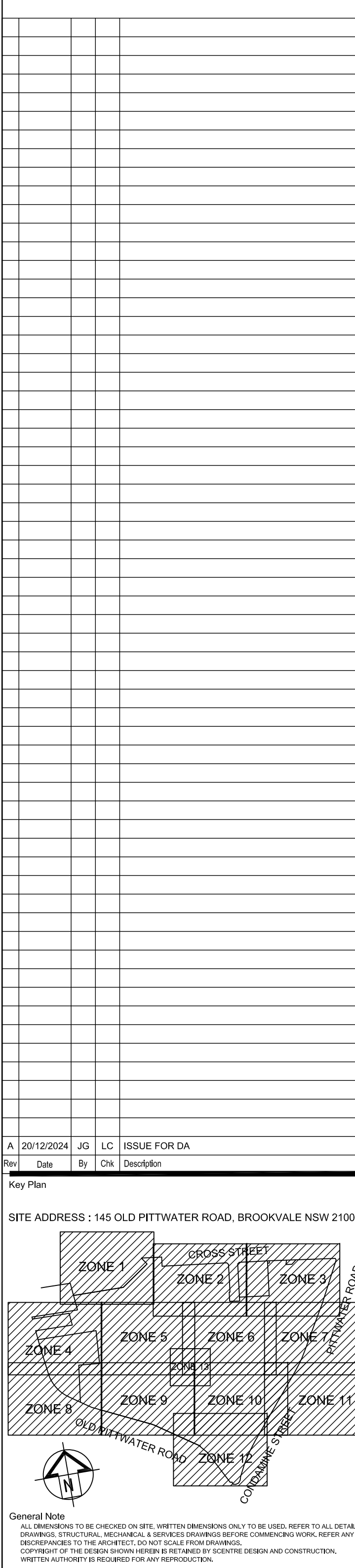
Drawing Scale 1:700 Scale Bar 1:1 @ A0

0 10 20 30 40 50

Drawn By CAD Filename 17.0002.DWG Plot Date

Project No. Drawing No. Revision

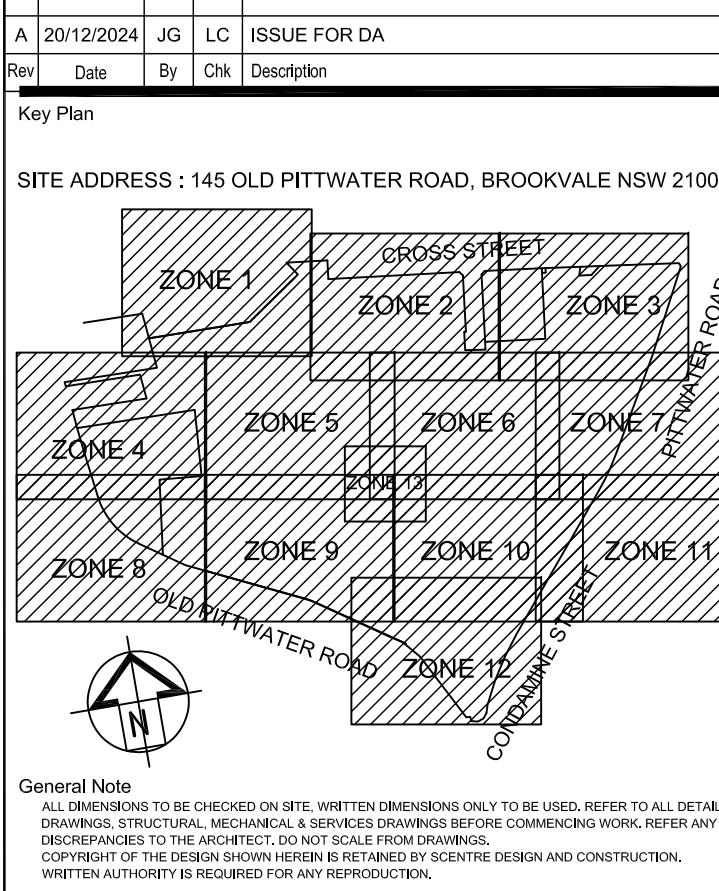
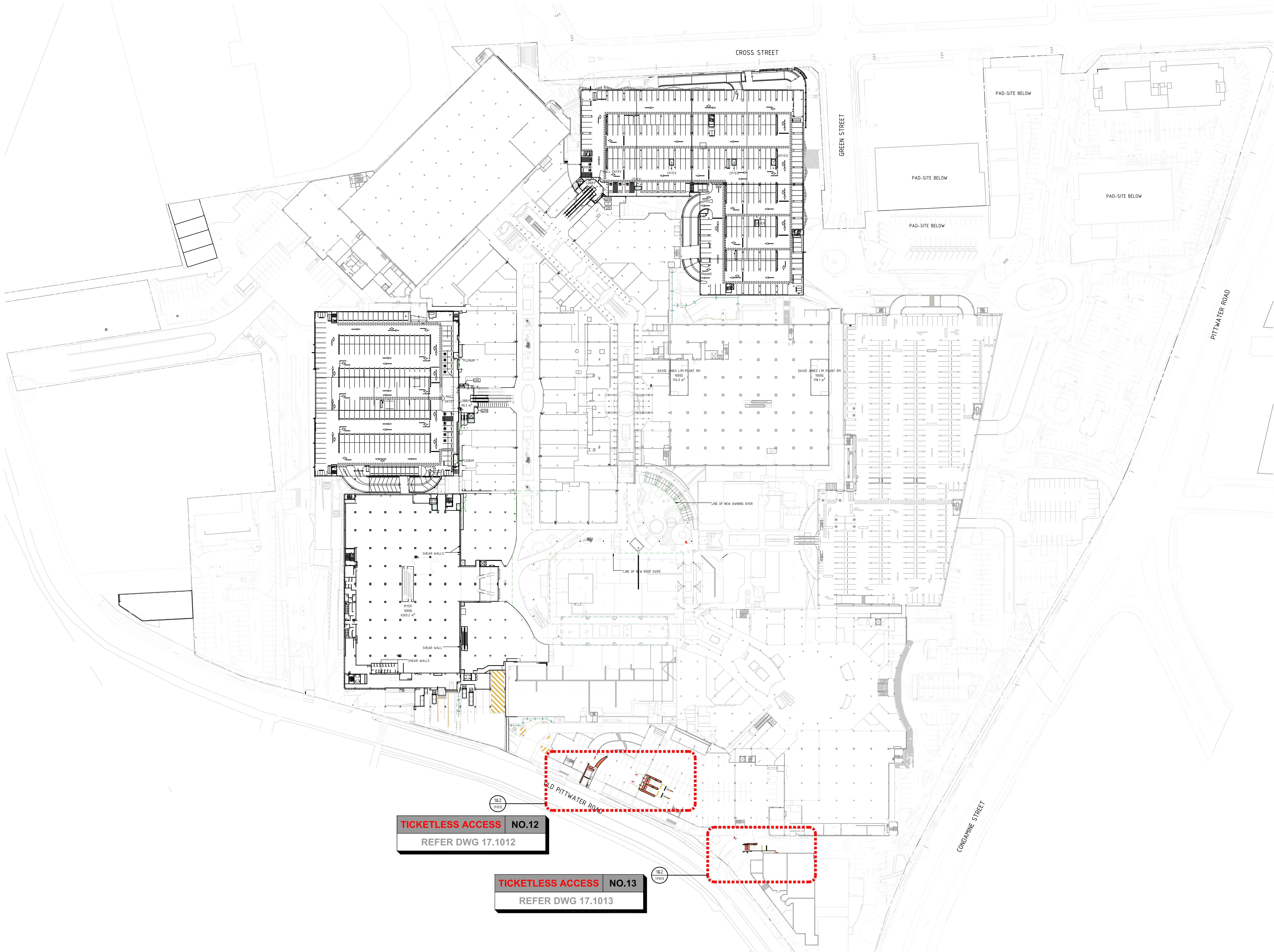
D11764 17.0002 A



WARRINGAH

**CAR PARK
KEY PLAN
LEVEL 1**

Project No.	Drawing No.	Revision
D11764	17.0003	A



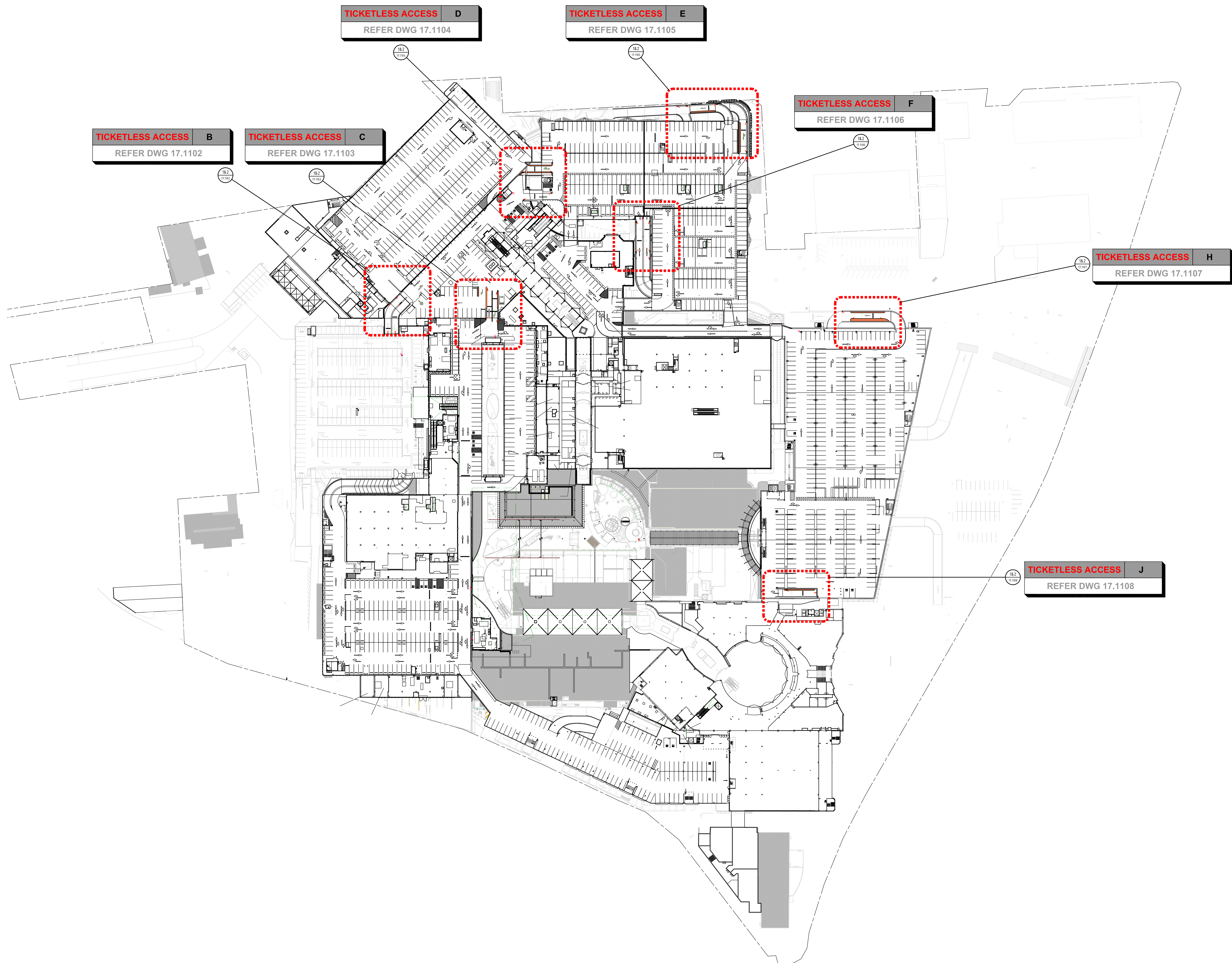
SCENTRE GROUP

Owner and Operator of **Westfield** in Australia and New Zealand

WARRINGAH

Scentre Design and Construction Pty Limited
85 Castlereagh Street, Sydney NSW 2000
Phone (02) 8558 7865 Fax (02) 8558 8500
GPO Box 4004 Sydney NSW 2001
ACN 097 287 265

CAR PARK KEY PLAN LEVEL 1 MEZZ		
Drawing Scale 1:700 @ A0	Scale Bar 1:1 @ A0 0 10 20 30 40 50	
Drawn By CAD Filename 17.0004.DWG	Plot Date ####	
Project No. D11764	Drawing No. 17.0004	Revision A



A	20/12/2024	JG	LC	ISSUE FOR DA
Row	Date	By	Chk	Description
Key Plan				

General Note
ALL DIMENSIONS TO BE CHECKED ON SITE. WRITTEN DIMENSIONS ONLY TO BE USED. REFER TO ALL DATA DRAWINGS, STRUCTURAL, MECHANICAL & SERVICES DRAWINGS BEFORE COMMENCING WORK. REFER ANY DISCREPANCIES TO THE ARCHITECT. DO NOT SCALE FROM DRAWINGS.
COPYRIGHT OF THIS DESIGN SHOWN HEREIN IS RETAINED BY SCENTRE DESIGN AND CONSTRUCTION. WRITTEN AUTHORITY IS REQUIRED FOR ANY REPRODUCTION.

SCENTRE GROUP

Owner and Operator of **Westfield** in Australia and New Zealand

WARRINGAH

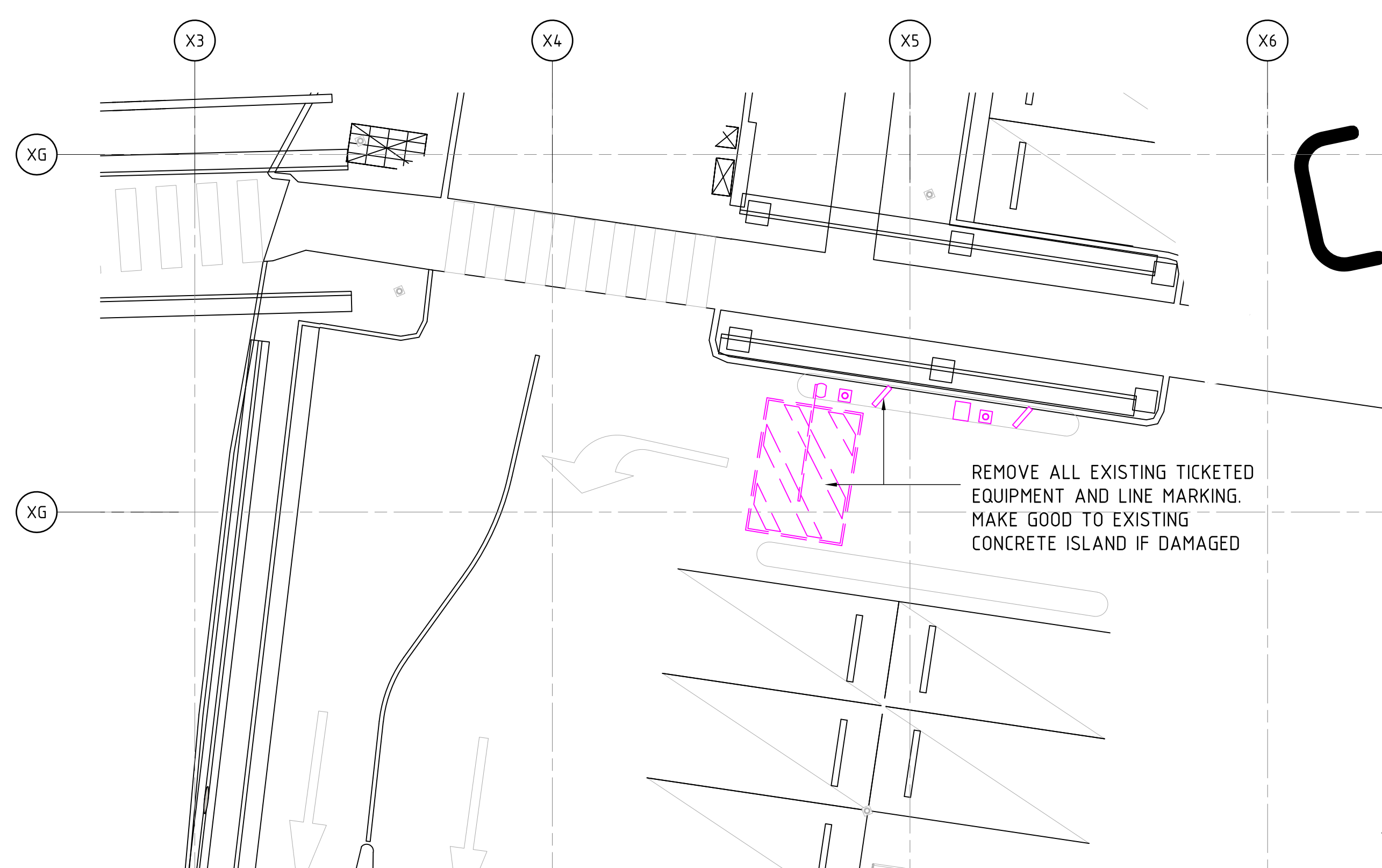
Scentre Design and Construction Pty Limited
85 Castlereagh Street. Sydney NSW 2000
Phone (02) 9358 7865 Fax (02) 9028 8500
GPO Box 4004 Sydney NSW 2001
ACN 000 267 265

Title

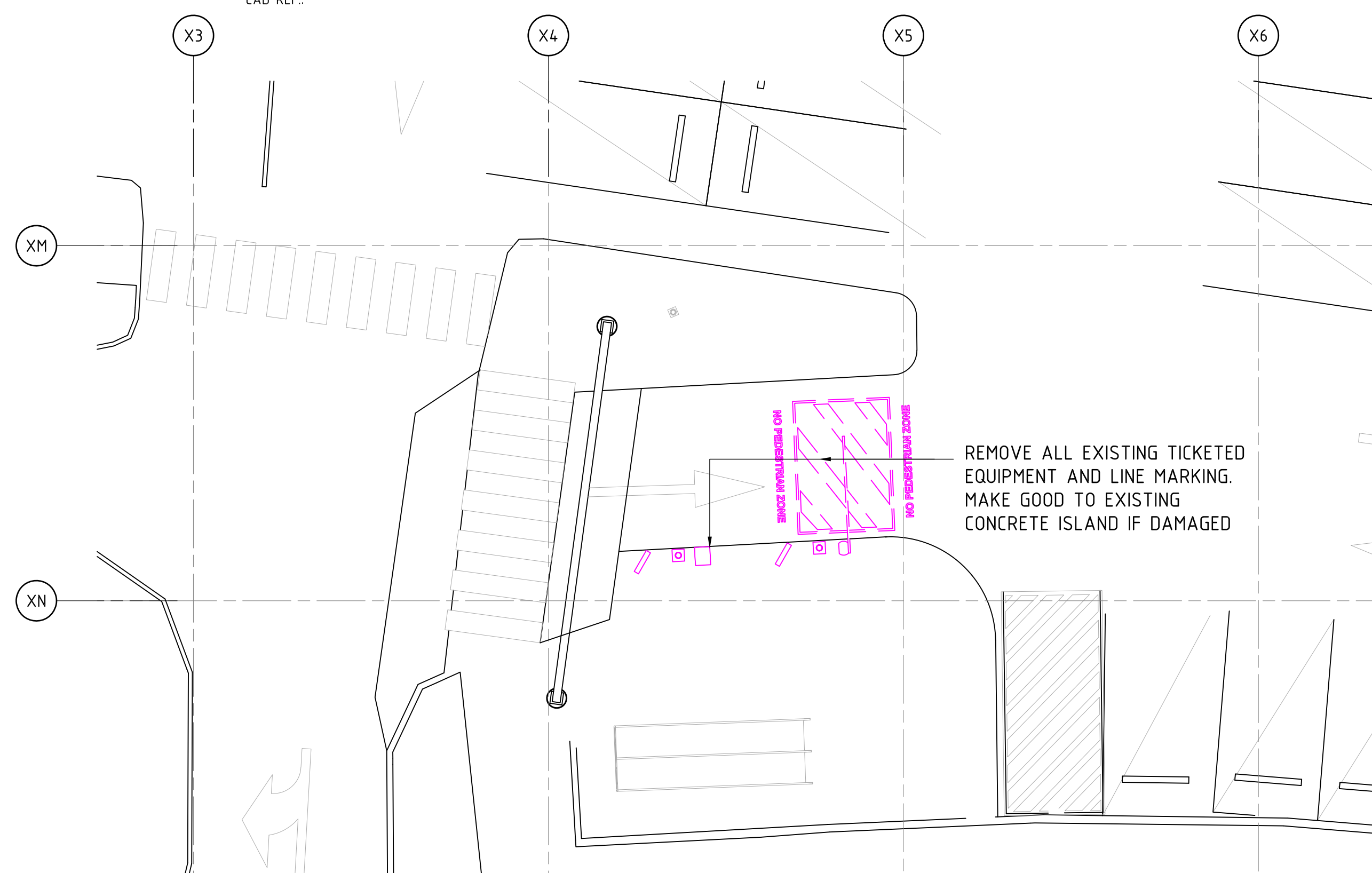
**CAR PARK
KEY PLAN
LEVEL 2**

Drawing Scale 1:100 @ A0	Scale Bar 1:1 @ A0 	
Drawn By	CAD Filename 17.0005.DWG	Plot Date ####

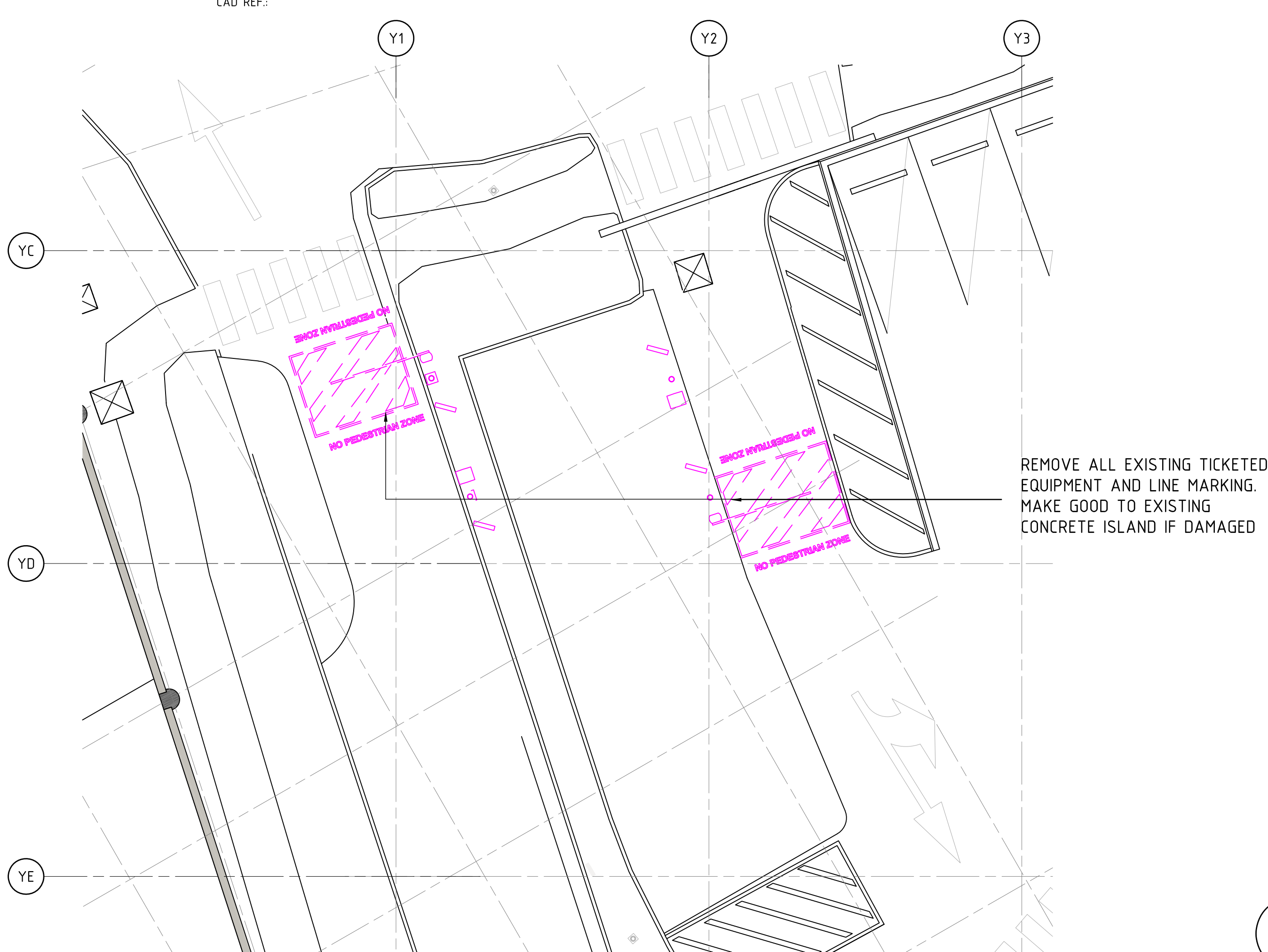
Project No.	Drawing No.	Revision
D11764	17.0005	A



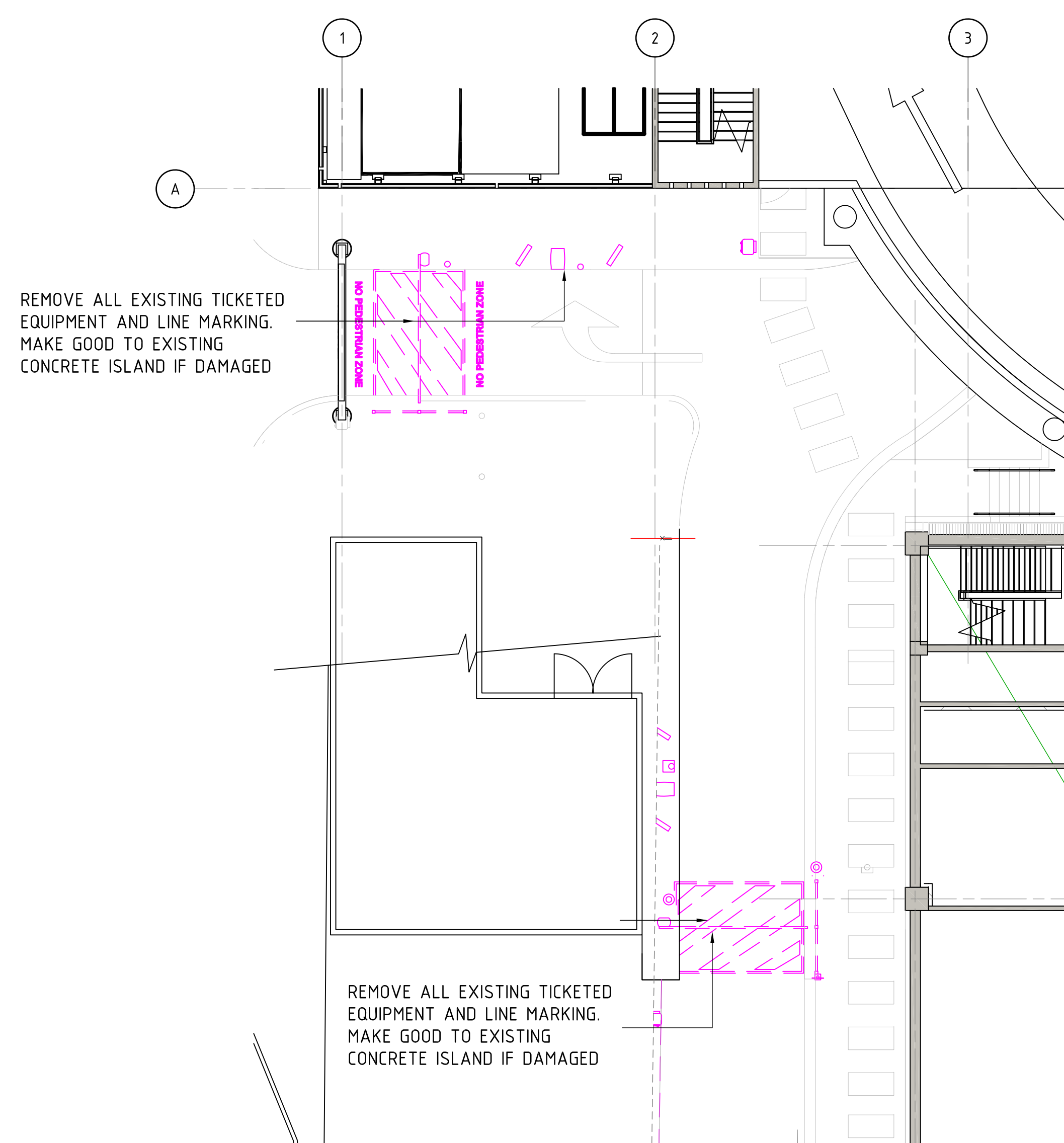
1 DEMOLITION WORKS - LOCATION 1
GROUND 1:100



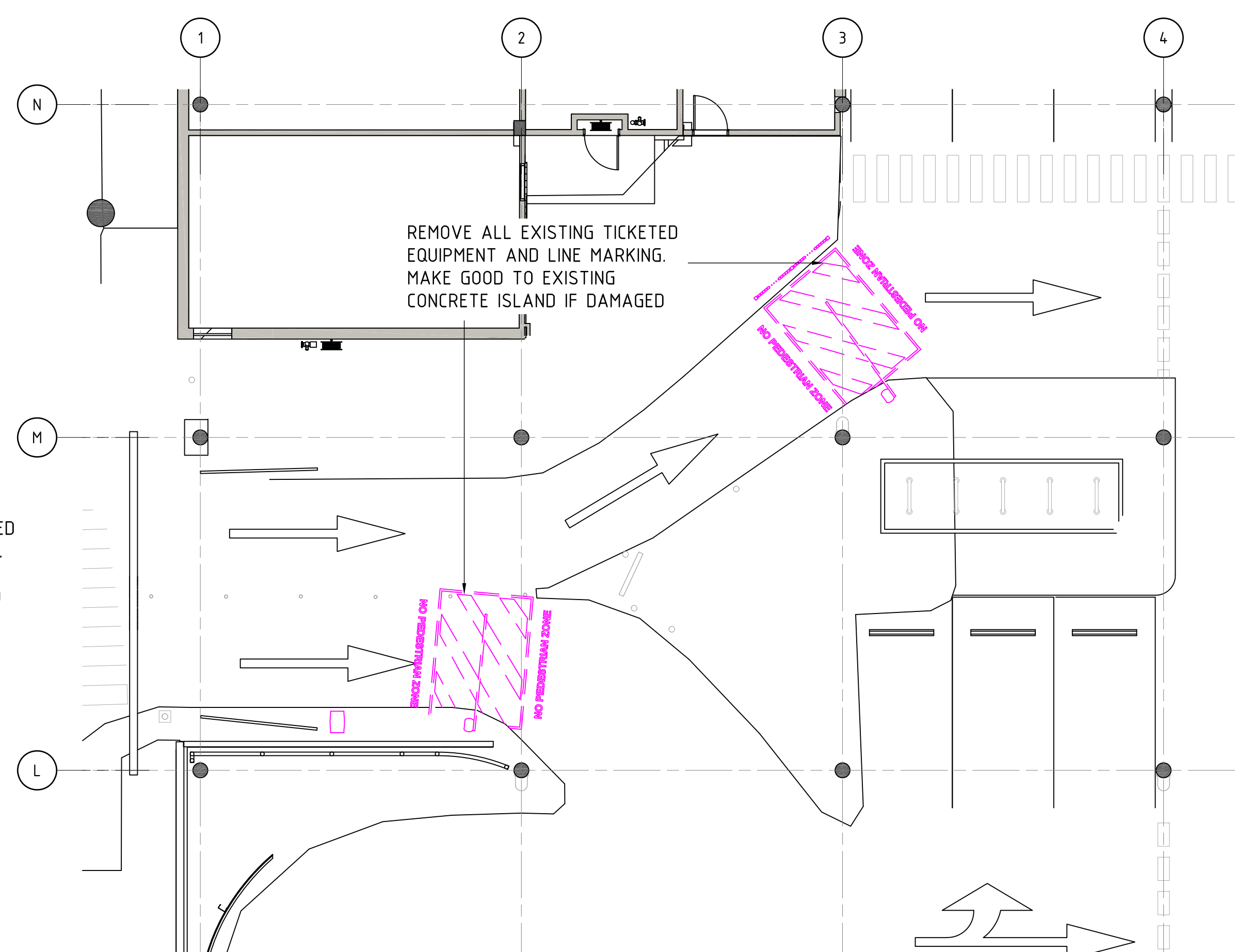
2 DEMOLITION WORKS - LOCATION 2
GROUND 1:100



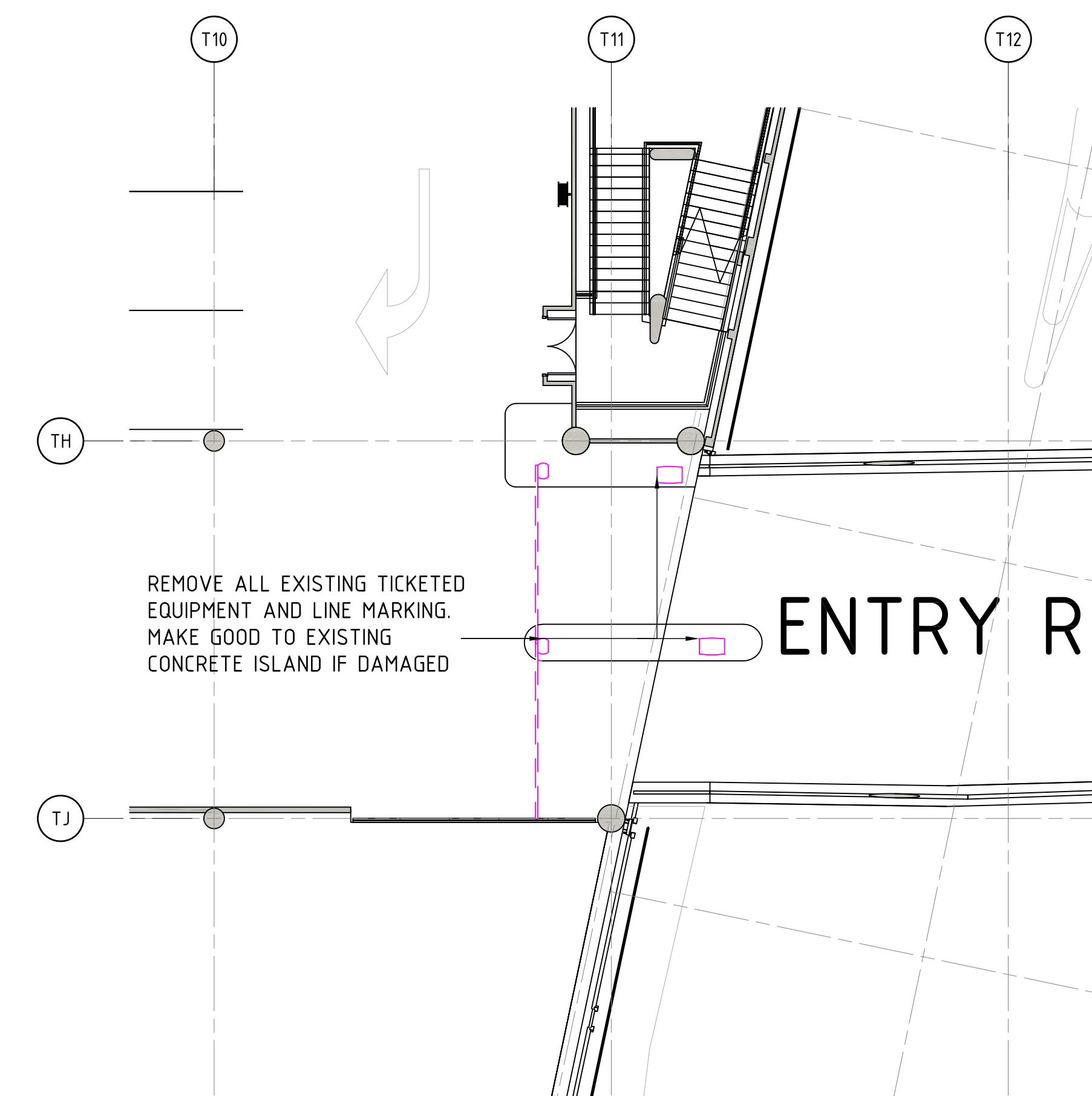
3 DEMOLITION WORKS - LOCATION 3
GROUND 1:100



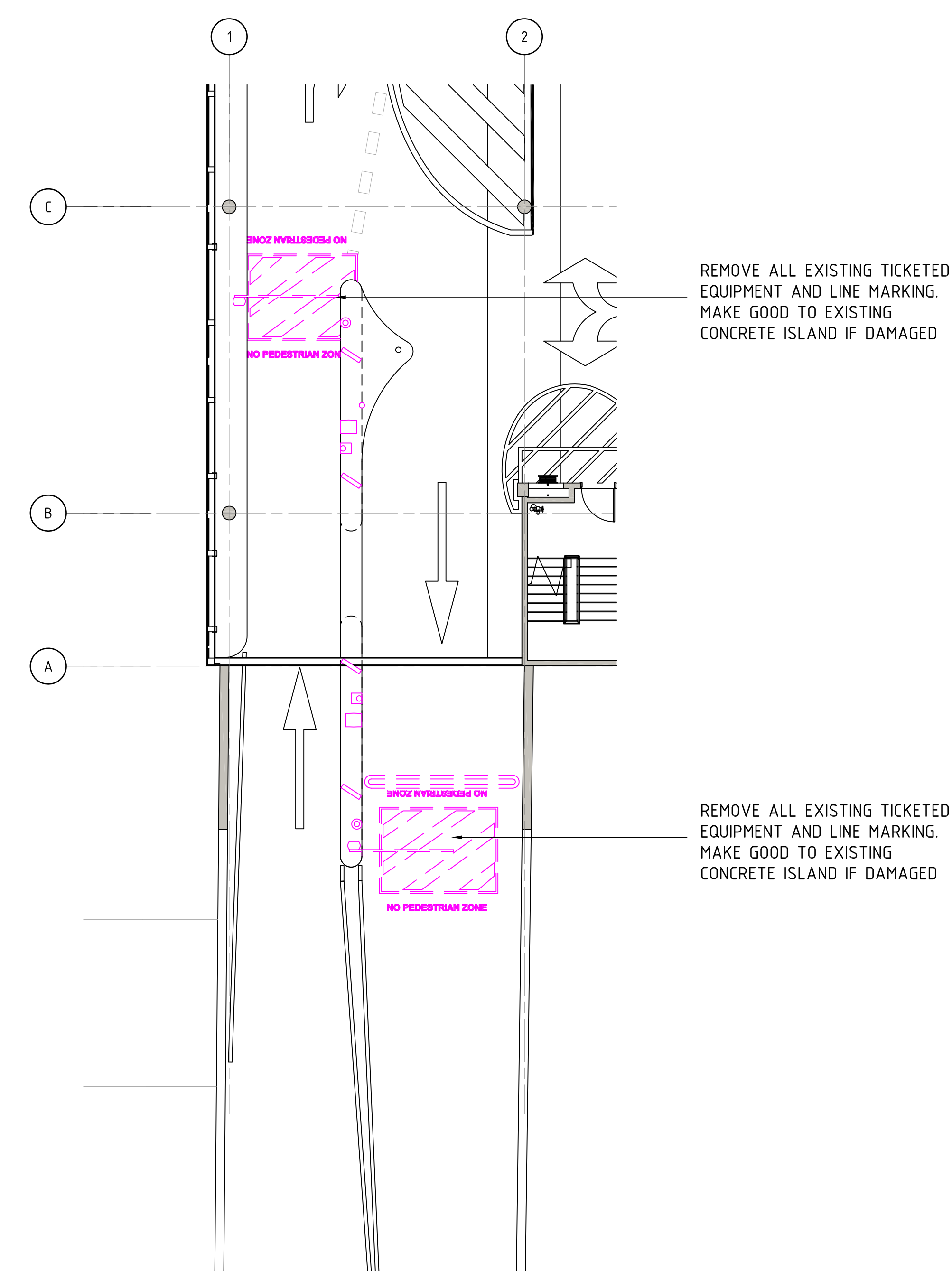
4 DEMOLITION WORKS - LOCATION 4
GROUND MEZZ 1:100



3A DEMOLITION WORKS - LOCATION 3
GROUND 1:100




5 DEMOLITION WORKS - LOCATION 5
LEVEL 1 1:100




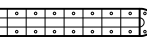
6 DEMOLITION WORKS - LOCATION 6
LEVEL 1 1:100


TICKETLESS PARKING LEGEND


NEW VARIABLE RATES BOARD (VRB)
PROVIDE RATE & DATA CONDUITS
REFER TO 991202(A) & MANUFACTURER
SPECIFICATIONS FOR DETAILS.

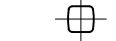
 NEW CAMERA IN WATERPROOF
PROTECTION STEEL ENCLOSURE. TOWER
NEW CAMERA IN CEILING MOUNTED
ENCLOSURE


 NEW BARRIER LOW REFER TO 991202(A)
FOR DETAILS. MAXIMUM 20MM SAWCUT
TBC BY CONTRACTORS ON SITE.


 NEW SPEED HUMP
REFER DRW NO 991202(A) FOR DETAILS

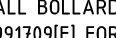
 EXISTING ARROW

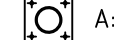
 NEW ARROW


 NEW BOOM GATE & BOLLARD
TO NEW POSITION


 NEW COLUMN GATE

 NEW TRUCK INTERCOM

 NEW LITE GATE

 EXISTING LINE MARKING TO BE REMOVED

 EXISTING LINE MARKING

 NEW LINE MARKING

ALL BOLLARDS TO BE GALVANIZED TYPE 'A' BOLLARDS REFER TO DRW 991709[F] FOR DETAILS AND 991720[A] FOR TYPICAL SETOUT DIMENSIONS.

- A: NEW FULL HEIGHT STEEL BOLLARD (1200MM)**
- A1: NEW 800MM HIGH OFFSET BOLLARD;**
- A2: NEW 1200MM HIGH OFFSET BOLLARD;**
- A3: NEW 450MM HIGH OFFSET BOLLARD**
- P1: NEW 450MM HIGH KNOCK DOWN BOLLARD;**
- P2: NEW 800MM HIGH KNOCK DOWN BOLLARD;**
- P3: NEW 1000MM HIGH KNOCK DOWN BOLLARD**
- T: PROPOSED 150X150 TREATED PINE POSTS @1500 CTS MAX, HEIGHT 1200MM.**

DASHED LINE INDICATES NEW REFLECTIVE
YELLOW PAINT TO CONCRETE KERBS EDGE.

*ALL NEW CONCRETE ISLANDS AT TICKETLESS ACCESS POINTS TO BE FULLY PAINTED IN YELLOW.

IMPORTANT NOTE:

- * FOR IMPACT BOARDS BOLTED DIRECTLY TO THE EXISTING CONCRETE SLAB AND CUTTING WORK FOR INSTALLATION OF NEW CAMERAGE/LOOP/TRIGGER THE CONTRACTOR TO ALLOW A SCAB LAP TO CONFIRM LOCATIONS AND DEPTH OF EXISTING PT CABLES/REINFORCEMENT.
- * SCENTRE GROUP TO ALLOW FOR STRUCTURAL ENGINEERS CHECK SLAB REINFORCEMENT FOR EACH LOCATION.
- * ALL EXISTING FLOOR SURFACE TO BE REPAIRED AND MAKE GOOD AFTER DEMOLISHED JOB FOR NEW DRIVEWAY AND PARKING BAYS
- * ALL EQUIPMENT TYPE/SETOUT DIMENSIONS TO BE READ IN CONJUNCTION WITH DWG. 991720 FINAL SETOUT DETAILS BY TICKETLESS CONSTRUCTOR

[illegible]

A	20/12/2024	JG	LC	ISSUE FOR DA
---	------------	----	----	--------------

Rev	Date	By	Chk	Description
				Key Plan

1997, 1998, 1999, 2000, 2001, 2002, 2003, 2004, 2005, 2006, 2007, 2008, 2009, 2010, 2011, 2012, 2013, 2014, 2015, 2016, 2017, 2018, 2019, 2020, 2021, 2022, 2023, 2024, 2025, 2026, 2027, 2028, 2029, 2030, 2031, 2032, 2033, 2034, 2035, 2036, 2037, 2038, 2039, 2040, 2041, 2042, 2043, 2044, 2045, 2046, 2047, 2048, 2049, 2050, 2051, 2052, 2053, 2054, 2055, 2056, 2057, 2058, 2059, 2060, 2061, 2062, 2063, 2064, 2065, 2066, 2067, 2068, 2069, 2070, 2071, 2072, 2073, 2074, 2075, 2076, 2077, 2078, 2079, 2080, 2081, 2082, 2083, 2084, 2085, 2086, 2087, 2088, 2089, 2090, 2091, 2092, 2093, 2094, 2095, 2096, 2097, 2098, 2099, 2100, 2101, 2102, 2103, 2104, 2105, 2106, 2107, 2108, 2109, 2110, 2111, 2112, 2113, 2114, 2115, 2116, 2117, 2118, 2119, 2120, 2121, 2122, 2123, 2124, 2125, 2126, 2127, 2128, 2129, 2130, 2131, 2132, 2133, 2134, 2135, 2136, 2137, 2138, 2139, 2140, 2141, 2142, 2143, 2144, 2145, 2146, 2147, 2148, 2149, 2150, 2151, 2152, 2153, 2154, 2155, 2156, 2157, 2158, 2159, 2160, 2161, 2162, 2163, 2164, 2165, 2166, 2167, 2168, 2169, 2170, 2171, 2172, 2173, 2174, 2175, 2176, 2177, 2178, 2179, 2180, 2181, 2182, 2183, 2184, 2185, 2186, 2187, 2188, 2189, 2190, 2191, 2192, 2193, 2194, 2195, 2196, 2197, 2198, 2199, 2200, 2201, 2202, 2203, 2204, 2205, 2206, 2207, 2208, 2209, 2210, 2211, 2212, 2213, 2214, 2215, 2216, 2217, 2218, 2219, 2220, 2221, 2222, 2223, 2224, 2225, 2226, 2227, 2228, 2229, 2230, 2231, 2232, 2233, 2234, 2235, 2236, 2237, 2238, 2239, 2240, 2241, 2242, 2243, 2244, 2245, 2246, 2247, 2248, 2249, 2250, 2251, 2252, 2253, 2254, 2255, 2256, 2257, 2258, 2259, 2260, 2261, 2262, 2263, 2264, 2265, 2266, 2267, 2268, 2269, 2270, 2271, 2272, 2273, 2274, 2275, 2276, 2277, 2278, 2279, 2280, 2281, 2282, 2283, 2284, 2285, 2286, 2287, 2288, 2289, 2290, 2291, 2292, 2293, 2294, 2295, 2296, 2297, 2298, 2299, 2300, 2301, 2302, 2303, 2304, 2305, 2306, 2307, 2308, 2309, 2310, 2311, 2312, 2313, 2314, 2315, 2316, 2317, 2318, 2319, 2320, 2321, 2322, 2323, 2324, 2325, 2326, 2327, 2328, 2329, 2330, 2331, 2332, 2333, 2334, 2335, 2336, 2337, 2338, 2339, 2340, 2341, 2342, 2343, 2344, 2345, 2346, 2347, 2348, 2349, 2350, 2351, 2352, 2353, 2354, 2355, 2356, 2357, 2358, 2359, 2360, 2361, 2362, 2363, 2364, 2365, 2366, 2367, 2368, 2369, 2370, 2371, 2372, 2373, 2374, 2375, 2376, 2377, 2378, 2379, 2380, 2381, 2382, 2383, 2384, 2385, 2386, 2387, 2388, 2389, 2390, 2391, 2392, 2393, 2394, 2395, 2396, 2397, 2398, 2399, 2400, 2401, 2402, 2403, 2404, 2405, 2406, 2407, 2408, 2409, 2410, 2411, 2412, 2413, 2414, 2415, 2416, 2417, 2418, 2419, 2420, 2421, 2422, 2423, 2424, 2425, 2426, 2427, 2428, 2429, 2430, 2431, 2432, 2433, 2434, 2435, 2436, 2437, 2438, 2439, 2440, 2441, 2442, 2443, 2444, 2445, 2446, 2447, 2448, 2449, 2450, 2451, 2452, 2453, 2454, 2455, 2456, 2457, 2458, 2459, 2460, 2461, 2462, 2463, 2464, 2465, 2466, 2467, 2468, 2469, 2470, 2471, 2472, 2473, 2474, 2475, 2476, 2477, 2478, 2479, 2480, 2481, 2482, 2483, 2484, 2485, 2486, 2487, 2488, 2489, 2490, 2491, 2492, 2493, 2494, 2495, 2496, 2497, 2498, 2499, 2500, 2501, 2502, 2503, 2504, 2505, 2506, 2507, 2508, 2509, 2510, 2511, 2512, 2513, 2514, 2515, 2516, 2517, 2518, 2519, 2520, 2521, 2522, 2523, 2524, 2525, 2526, 2527, 2528, 2529, 2530, 2531, 2532, 2533, 2534, 2535, 2536, 2537, 2538, 2539, 2540, 2541, 2542, 2543, 2544, 2545, 2546, 2547, 2548, 2549, 2550, 2551, 2552, 2553, 2554, 2555, 2556, 2557, 2558, 2559, 2560, 2561, 2562, 2563, 2564, 2565, 2566, 2567, 2568, 2569, 2570, 2571, 2572, 2573, 2574, 2575, 2576, 2577, 2578, 2579, 2580, 2581, 2582, 2583, 2584, 2585, 2586, 2587, 2588, 2589, 2590, 2591, 2592, 2593, 2594, 2595, 2596, 2597, 2598, 2599, 2600, 2601, 2602, 2603, 2604, 2605, 2606, 2607, 2608, 2609, 2610, 2611, 2612, 2613, 2614, 2615, 2616, 2617, 2618, 2619, 2620, 2621, 2622, 2623, 2624, 2625, 2626, 2627, 2628, 2629, 2630, 2631, 2632, 2633, 2634, 2635, 2636, 2637, 2638, 2639, 2640, 2641, 2642, 2643, 2644, 2645, 2646, 2647, 2648, 2649, 2650, 2651, 2652, 2653, 2654, 2655, 2656, 2657, 2658, 2659, 2660, 2661, 2662, 2663, 2664, 2665, 2666, 2667, 2668, 2669, 2670, 2671, 2672, 2673, 2674, 2675, 2676, 2677, 2678, 26

General Note
ALL DIMENSIONS TO BE CHECKED ON SITE. WRITTEN DIMENSIONS ONLY TO BE USED. REFER TO ALL DETAIL DRAWINGS, STRUCTURAL, MECHANICAL & SERVICES DRAWINGS BEFORE COMMENCING WORK. REFER ANY DISCREPANCIES TO THE ARCHITECT. DO NOT SCALE FROM DRAWINGS.
COPYRIGHT OF THE DESIGN SHOWN HEREIN IS RETAINED BY SCENTYRE DESIGN AND CONSTRUCTION.
WRITTEN AUTHORITY IS REQUIRED FOR ANY REPRODUCTION.

SCENTRE GROUP

Owner and Operator of **Westfield** in Australia and New Zealand

WARRINGAH

Scentre Design and Construction Pty Limited
85 Castlereagh Street, Sydney NSW 2000
Phone (02) 9358 7865 Fax (02) 9028 8500
GPO Box 4004 Sydney NSW 2001
ACMA 000 267 265

ACN 009 267 265

Title

**DEMOLITION WORKS
ALL ZONES**

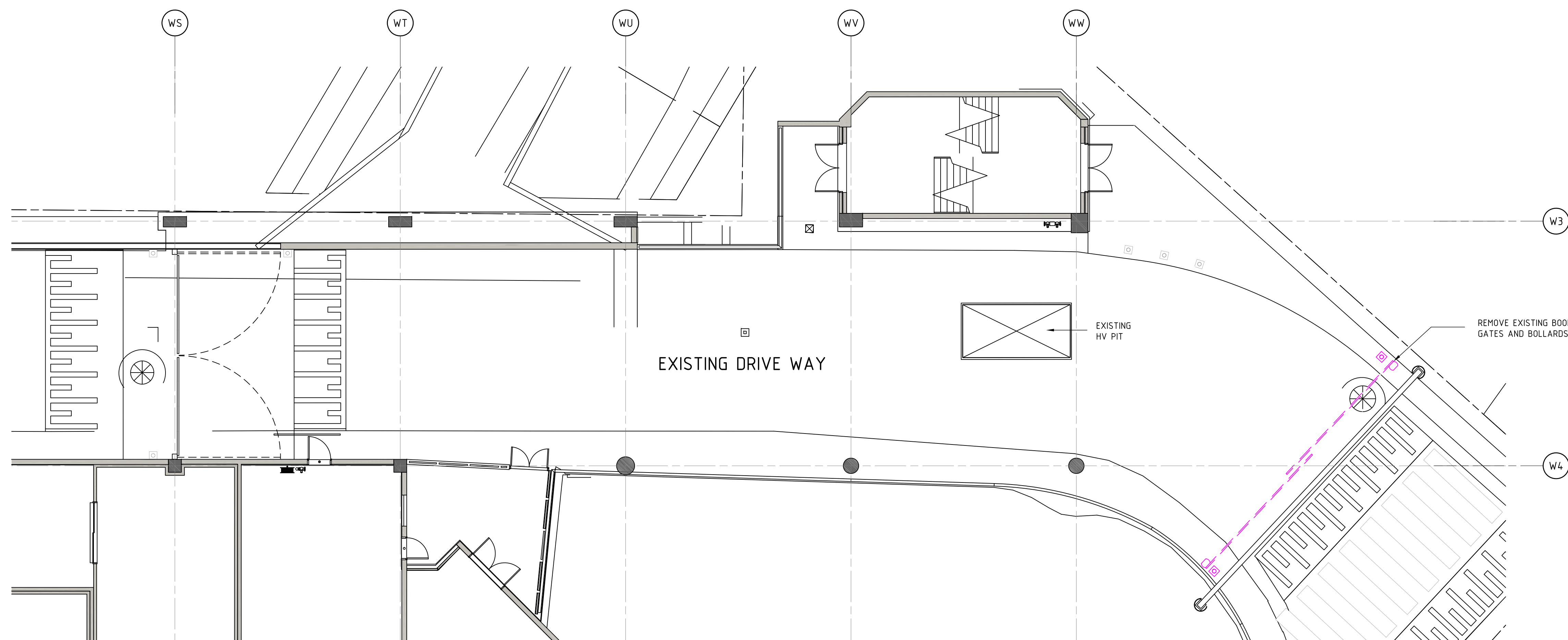
Drawing Scale
1:100
@ A0

Scale Bar 1:1 @ A0
0 10 20 30 40 50

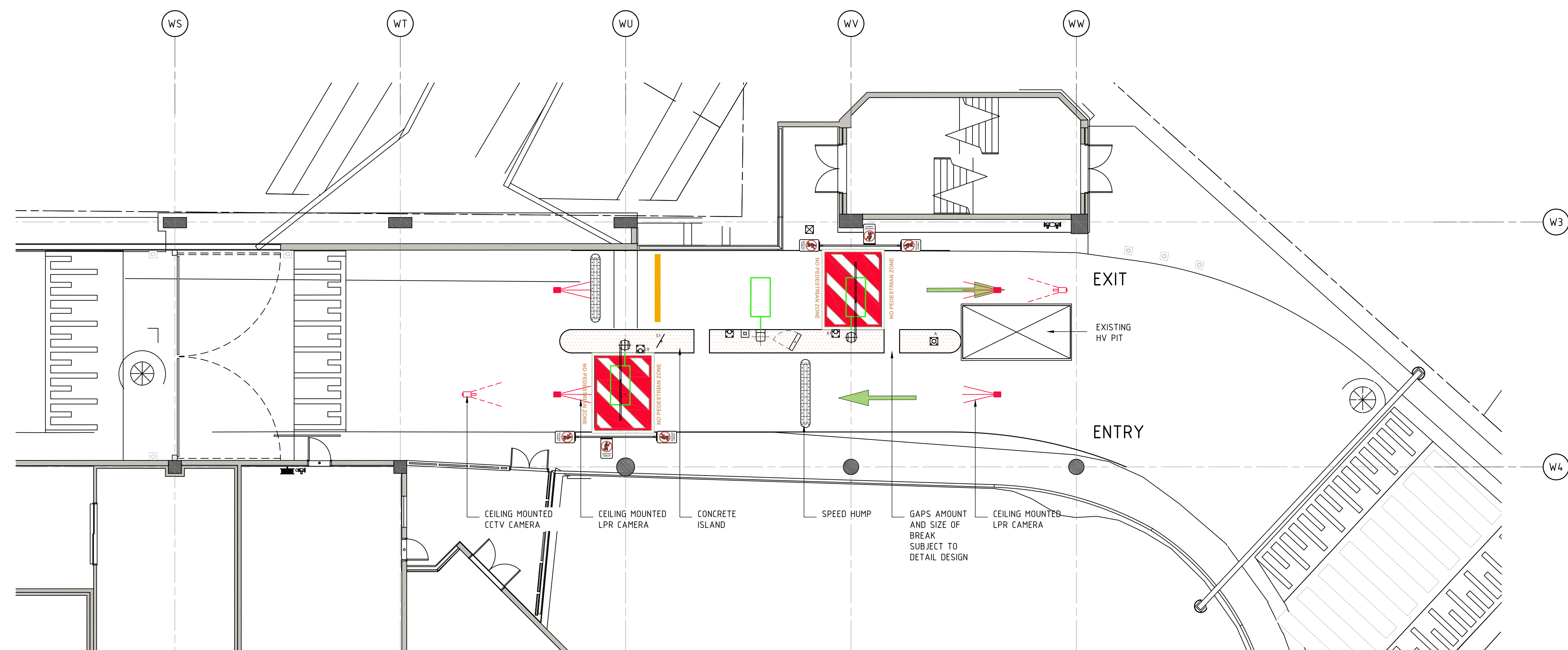
Drawn By	CAD Filename 17.1000.DWG	Plot Date ####
----------	-----------------------------	-------------------

Project No.	Drawing No.	Revision
-------------	-------------	----------

17 1000



















1 ACCESS 01 - DEMO
1:100
CAD REF.:







2 ACCESS 01 - PROPOSED
1:100
CAD REF:

TICKETLESS PARKING LEGEND

	NEW VARIABLE RATES BOARD (VRB). PROVIDE PRICE AND DATA COUNCILS. REFER TO 991720(A) & MANUFACTURER SPECIFICATIONS FOR DETAILS.
	NEW CAMERA IN WATERPROOF PROTECTION STEEL ENCLOSURE TOWER
	NEW CAMERA IN CEILING MOUNTED ENCLOSURE
	NEW CCTV CAMERA
	NEW BARRIER LOOP REFER TO 991720(A) FOR DETAILS. MAXIMUM 200M SAWCUT TIE BY CONTRACTORS ON SITE.
	NEW SPEED HUMP REFER DRW NO 991720(A) FOR DETAILS
	EXISTING ARROW
	EXISTING ARROW TO BE REMOVED
	NEW ARROW
	NEW BOOM GATE & BOLLARD TO NEW POSITION
	NEW COLUMN GATE
	NEW TRUCK INTERCOM
	NEW LITE GATE
	EXISTING LINE MARKING TO BE REMOVED
	EXISTING LINE MARKING
	NEW LINE MARKING

ALL BOLLARDS TO BE GALVANIZED TYPE 'A' BOLLARDS REFER TO DRW 991709[F] FOR DETAILS AND 991720[A] FOR TYPICAL SETOUT DIMENSIONS.

- | | |
|---|--|
|  | A: NEW FULL HEIGHT STEEL BOLLARD (1200MM) |
|  | A1: NEW 800MM HIGH OFFSET BOLLARD;
A2: NEW 1200MM HIGH OFFSET BOLLARD;
A3: NEW 450MM HIGH OFFSET BOLLARD |
|  | P1: NEW 450MM HIGH KNOCK DOWN BOLLARD;
P2: NEW 800MM HIGH KNOCK DOWN BOLLARD;
P3: NEW 1000MM HIGH KNOCK DOWN BOLLARD |
|  | T: PROPOSED 150X150 TREATED PINE POSTS @1500 CTS MAX, HEIGHT 1200MM. |

DASHED LINE INDICATES NEW REFLECTIVE

***** YELLOW PAINT TO CONCRETE KERBS EDGE. *****

*ALL NEW CONCRETE ISLANDS AT TICKETLESS ACCESS POINTS TO BE FULLY PAINTED IN YELLOW.

IMPORTANT NOTE:

- * FOR IMPACT BOLLARDS BOLTED DIRECTLY TO THE EXISTING CONCRETE SLAB AND CUTTING WORK FOR INSTALLATION OF NEW CAMERA/GATE LOOP/TRIGGER THE CONTRACTOR TO ALLOW TO SCAN SLAB TO CONFIRM LOCATIONS AND DEPTH OF EXISTING PT CABLES/REINFORCEMENT.
- * SCENTRE GROUND TO ALLOW FOR STRUCTURAL ENGINEERS CHECK SLAB REINFORCEMENT FOR EACH LOCATION.
- * ALL EXISTING FLOOR SURFACE TO BE REPAIRED AND MAKE GOOD AFTER DEMOLISHED JOB FOR NEW DRIVEWAY AND PARKING BAYS.
- * ALL EQUIPMENT TYPICAL SETOUT DIMENSIONS TO BE READ IN CONJUNCTION WITH DWG. 991720
FINAL SETOUT DETAILS BY TICKETLESS CONSTRUCTOR

[illegible]

A	20/12/2024	JG	LC	ISSUE FOR DA
Rev	Date	By	Chk	Description

Key Plan

General Note
ALL DIMENSIONS TO BE CHECKED ON SITE. WRITTEN DIMENSIONS ONLY TO BE USED. REFER TO ALL DETAIL DRAWINGS, STRUCTURAL, MECHANICAL, & SERVICES DRAWINGS BEFORE COMMENCING WORK. REFER ANY DISCREPANCIES TO THE ARCHITECT. DO NOT GOALS FROM DRAWINGS.
COPYRIGHT OF THE DESIGN SHOWN HEREIN IS RETAINED BY SCENTYCE DESIGN AND CONSTRUCTION.
WRITTEN AUTHORITY IS REQUIRED FOR ANY REPRODUCTION.

SCENTRE GROUP


Owner and Operator of **Westfield** in Australia and New Zealand

WARRINGAH

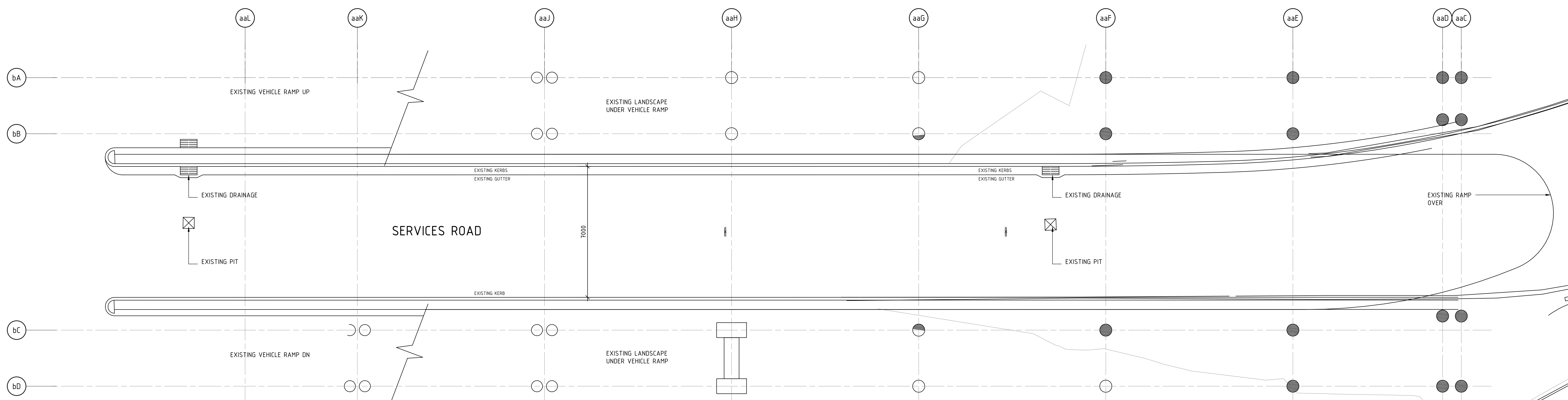
Scentre Design and Construction Pty Limited
85 Castlereagh Street, Sydney NSW 2000
Phone (02) 9358 7865 Fax (02) 9028 8500
GPO Box 4004 Sydney NSW 2001
ACN 000 267 265

Title _____

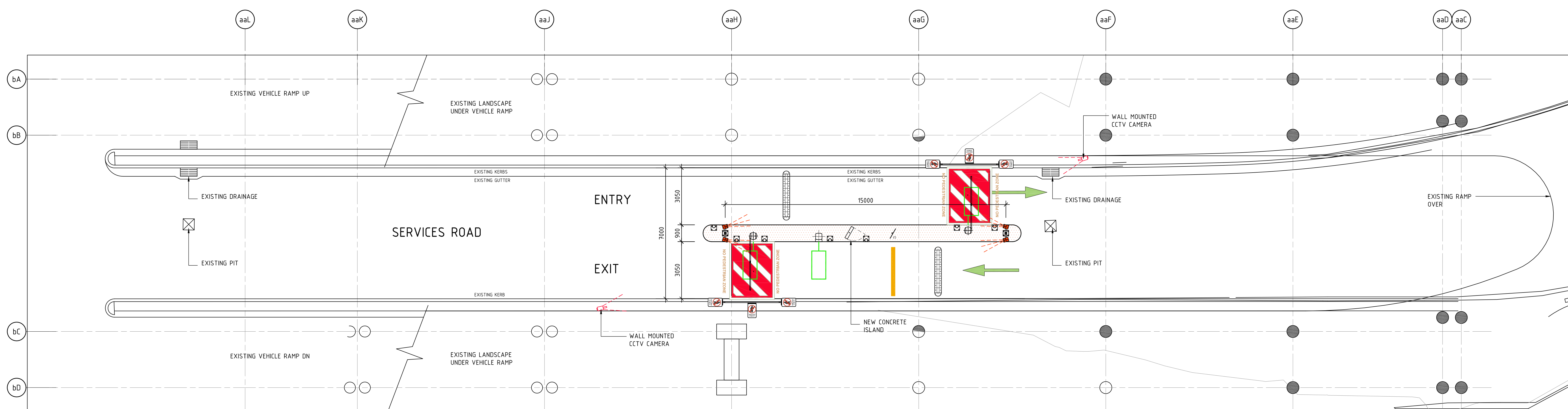
**TICKETLESS ACCESS
NO. 01
GROUND LEVEL**

Drawing Scale 1:100 @ A0	Scale Bar 1:1 @ A0 	
Drawn By CAD Filename 17.1001.DWG	Plot Date ####	

Project No.	Drawing No.	Revision
D11764	17.1001	A



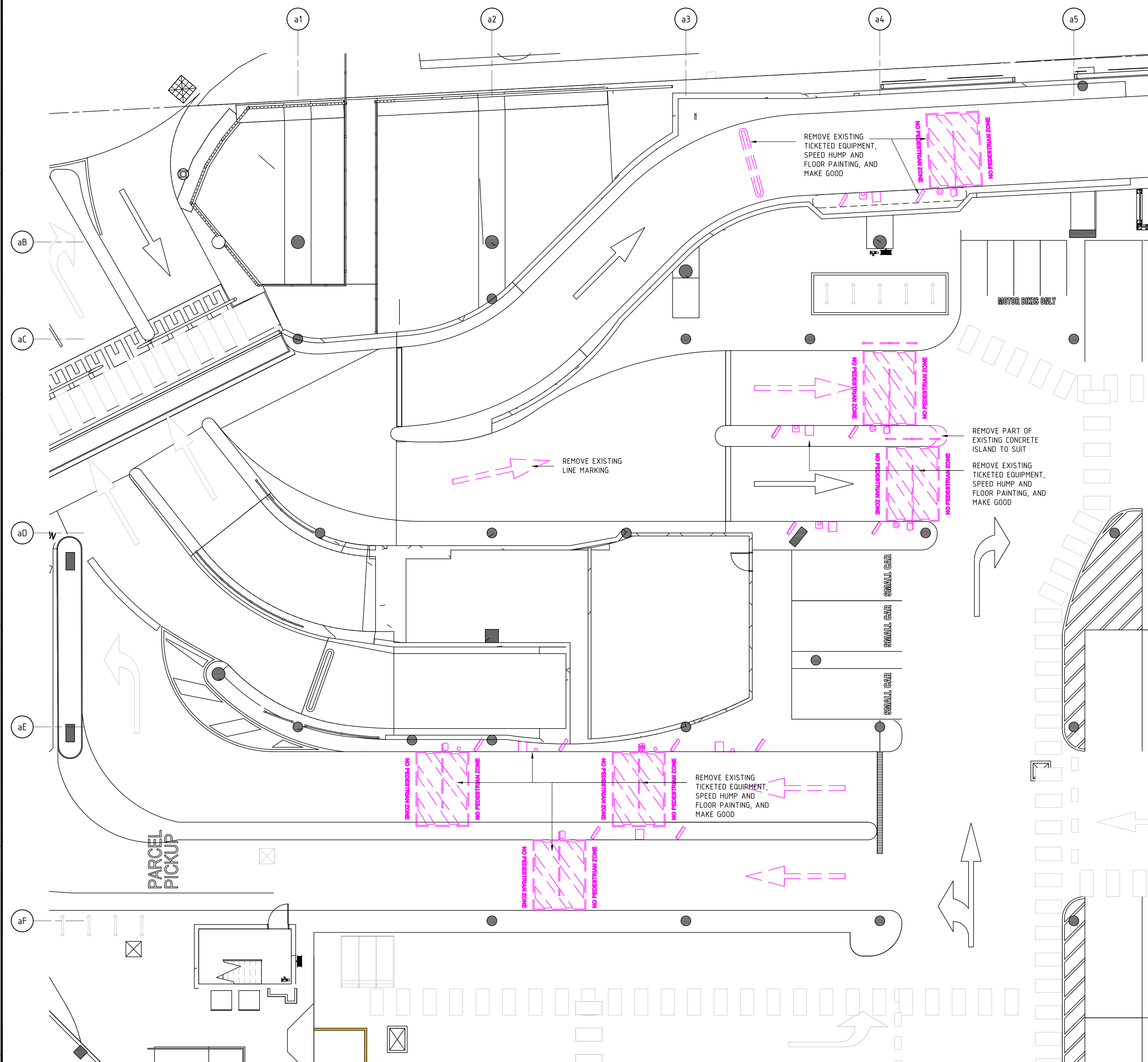
1 ACCESS 02 - EXISTING
1:100
CAD REF.:



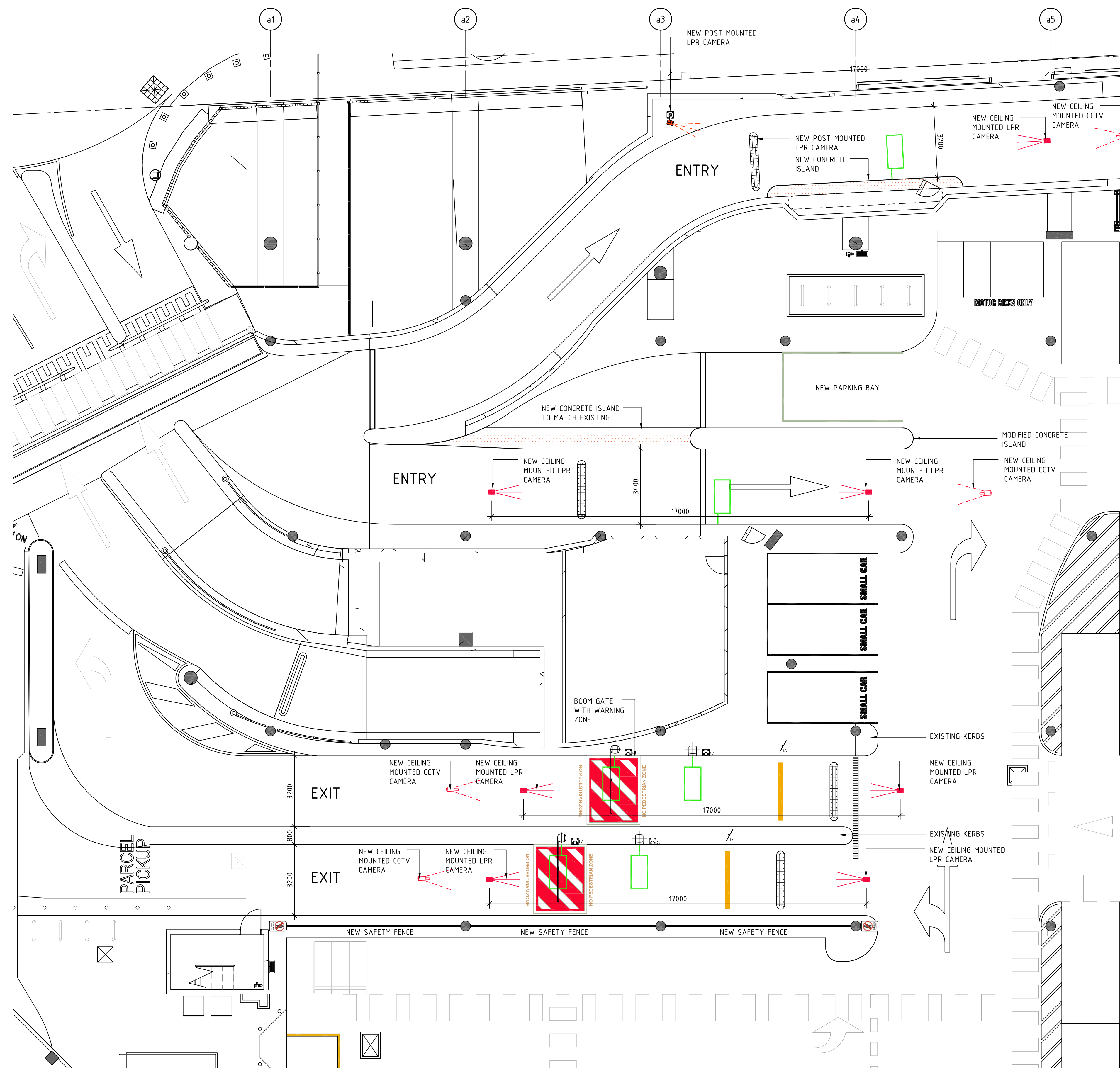
2 ACCESS 02 - PROPOSED
1:100
CAD REF: 2

[illegible]

PARKING GAIN: +1



1 ACCESS 03 - DEMO
1:100
CAD REF.



2 ACCESS 03 - PROPOSED
1:100
CAD REF.:

[illegible]

PARK

CP/EX

CP/EX

REMOVE PART OF EXISTING CONCRETE ISLAND TO SUIT

REMOVE EXISTING TICKETED EQUIPMENT, SPEED HUMP AND FLOOR PAINTING, AND MAKE GOOD

REMOVE EXISTING TICKETED EQUIPMENT AND MAKE GOOD

REMOVE EXISTING TICKETED EQUIPMENT, SPEED HUMP AND FLOOR PAINTING, AND MAKE GOOD

EXISTING HY STATION TO BE INVESTIGATED

EMERGENCY VEHICLES ONLY

1 ACCESS 04 - DEMO
1:100

CAD REF.:

CP/EX

ENTRY

EXISTING KERBS

EXISTING HY STATION TO BE INVESTIGATED

EMERGENCY VEHICLES ONLY

2 ACCESS 04 - PROPOSED
1:100

CAD REF.:

TICKETLESS PARKING LEGEND

- NEW VARIABLE RATES BOARD (VRB). PROVIDE POWER & DATA CONDUITS. REFER TO 99120(A) & MANUFACTURER SPECIFICATIONS FOR DETAILS.
- NEW CAMERA IN WATERPROOF PROTECTION STEEL ENCLOSURE TOWER. NEW CAMERA IN CEILING MOUNTED ENCLOSURE. NEW CCTV CAMERA.
- NEW BARRIER LOOP REFER TO 99120(A) FOR DETAILS. MAXIMUM 20MM SAWCUT TOP BY CONTRACTORS ON SITE.
- NEW SPEED HUMP. REFER DRW NO 99120(A) FOR DETAILS.
- EXISTING ARROW.
- EXISTING ARROW TO BE REMOVED.
- NEW ARROW.
- NEW BOOM GATE & BOLLARD TO NEW POSITION.
- NEW COLUMN GATE.
- NEW TRUCK INTERCOM.
- NEW LITE GATE.
- EXISTING LINE MARKING TO BE REMOVED.
- EXISTING LINE MARKING.
- NEW LINE MARKING.
- ALL BOLLARDS TO BE GALVANIZED TYPE 'A' BOLLARDS REFER TO DRW 99120(A) FOR DETAILS AND 99120(B) FOR TYPICAL SETOUT DIMENSIONS.
- A1: NEW FULL HEIGHT STEEL BOLLARD (1200MM).
- A2: NEW 800MM HIGH OFFSET BOLLARD.
- A3: NEW 1000MM HIGH OFFSET BOLLARD.
- A4: NEW 450MM HIGH OFFSET BOLLARD.
- P1: NEW 450MM HIGH KNOCK DOWN BOLLARD.
- P2: NEW 800MM HIGH KNOCK DOWN BOLLARD.
- P3: NEW 1000MM HIGH KNOCK DOWN BOLLARD.
- T: PROPOSED 150X150 TREATED PINE POSTS @1500 CTS MAX HEIGHT 1200MM.
- DASHED LINE INDICATES NEW REFLECTIVE YELLOW PAINT TO CONCRETE KERBS EDGE.
- *ALL NEW CONCRETE ISLANDS AT TICKETLESS ACCESS POINTS TO BE FULLY PAINTED IN YELLOW.

IMPORTANT NOTE:

- FOR IMPACT BOLLARDS BOLTED DIRECTLY TO THE EXISTING CONCRETE SLAB AND CUTTING WORK FOR INSTALLATION OF NEW CAMERA/GATE LOOP/TRIGGER THE CONTRACTOR TO ALLOW TO SCAN SLAB TO CONFIRM LOCATIONS AND DEPTH OF EXISTING PT CABLES/REINFORCEMENT.
- SCENTRE GROUP TO ALLOW FOR STRUCTURAL ENGINEERS CHECK SLAB REINFORCEMENT FOR EACH LOCATION.
- ALL EXISTING FLOOR SURFACE TO BE REPAIRED AND MAKE GOOD AFTER DEMOLISHED JOB FOR NEW DRIVEWAY AND PARKING BAYS.
- ALL EQUIPMENT TYPICAL SETOUT DIMENSIONS TO BE READ IN CONJUNCTION WITH DWG. 99120 FINAL SETOUT DETAILS BY TICKETLESS CONSTRUCTOR.

A 20170304 JAS LC ISSUE FOR DA

Rev No. Rev Description

Rev No. Rev Description

Rev No. Rev Description

Rev No. Rev Description

Rev No. Rev Description

Rev No. Rev Description

Rev No. Rev Description

Rev No. Rev Description

Rev No. Rev Description

Rev No. Rev Description

Rev No. Rev Description

Rev No. Rev Description

Rev No. Rev Description

Rev No. Rev Description

Rev No. Rev Description

Rev No. Rev Description

Rev No. Rev Description

Rev No. Rev Description

Rev No. Rev Description

Rev No. Rev Description

Rev No. Rev Description

Rev No. Rev Description

Rev No. Rev Description

Rev No. Rev Description

Rev No. Rev Description

Rev No. Rev Description

Rev No. Rev Description

Rev No. Rev Description

Rev No. Rev Description

Rev No. Rev Description

Rev No. Rev Description

Rev No. Rev Description

Rev No. Rev Description

Rev No. Rev Description

Rev No. Rev Description

Rev No. Rev Description

Rev No. Rev Description

SCENTRE GROUP

Owner and Operator of Warringah in Australia and New Zealand

WARRINGAH

Scentre Design and Construction Pty Limited

85 Castlereagh Street, Sydney NSW 2000

Phone (02) 9558 7865 Fax (02) 9558 8500

GPO Box 4004 Sydney NSW 2001

ACN 090 287 265

Title

TICKETLESS ACCESS

NO. 04

GROUND LEVEL

Drawing Scale

Scale Bar 1:1 @ A0

1:100

Drawn By

CAD Filename

17.1004.DWG

Plot Date

###

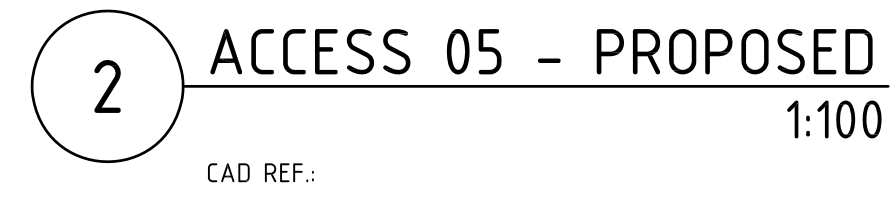
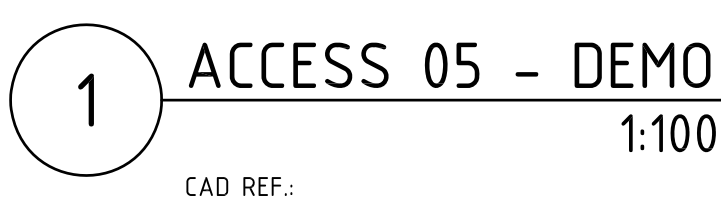
Project No.

Drawing No.

Revision

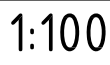
D11764 17.1004 A

T:\WARRINGAH\0164 WARRINGAH TICKETLESS PARKING\164 ARCHITECTURE\164 02 BYPROJ\164\CAD\164 FLEET\164.DWG

[illegible]

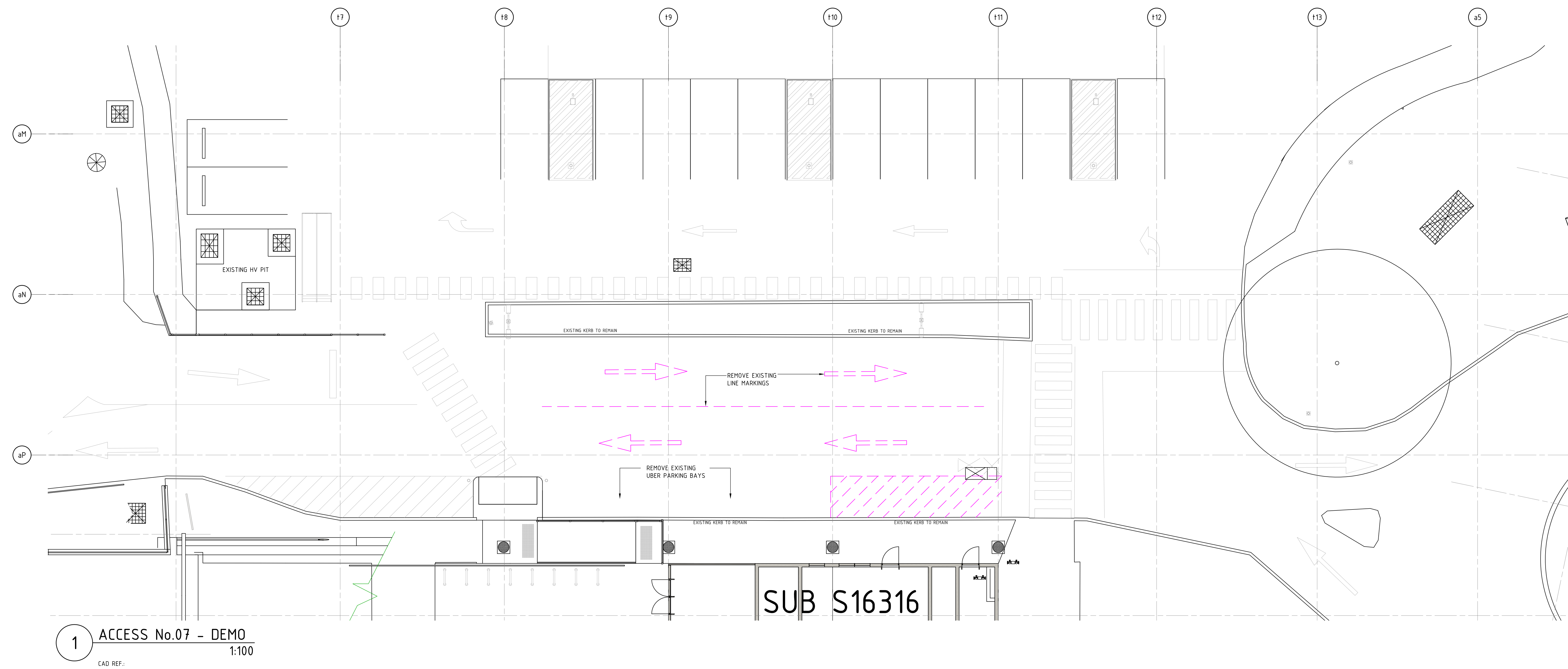


1:100




CAD REF.


AH TICKETLESS PARKING\01 ARCHITECTURE\01.02 BIM\MODELS\CAD\CAD FILES\17.10.06.DWG[illegible]




TIKCLESS PARKING LEGEND




NEW VARIABLE RATES BOARD (VRB)
PROVIDE POWER & DATA CONDUITS
REFER TO 991702(A) & MANUFACTURER
SPECIFICATIONS FOR DETAILS.




NEW CAMERA IN WATERPROOF
PROTECTION STEEL ENCLOSURE TYPED
NEW CAMERA IN CEILING MOUNTED
ENCLOSURE




NEW CCTV CAMERA




NEW SPEED HUMP
REFER DWD NO 991702(A) FOR DETAILS




EXISTING ARROW




EXISTING ARROW TO BE REMOVED




NEW ARROW




NEW BOOM GATE & BOLLARD
TO NEW POSITION



NEW COLUMN GATE



NEW TRUCK INTERCOM




NEW LITE GATE


EXISTING LINE MARKING TO BE REMOVED
EXISTING LINE MARKING

NEW LINE MARKING


ALL BOLLARDS TO BE GALVANIZED TYPE B BOLLARDS REFER TO DWD 991697(F) FOR DETAILS AND 991703(A) FOR TYPICAL STREET DIMENSIONS.



A: NEW FULL HEIGHT STREET BOLLARD [220MM]
A1: NEW 800MM HIGH OFFSET BOLLARD
A2: NEW 1200MM HIGH OFFSET BOLLARD
A3: NEW 1500MM HIGH OFFSET BOLLARD



P1: NEW 450MM HIGH KNECK DOWN BOLLARD
P2: NEW 600MM HIGH KNECK DOWN BOLLARD
P3: NEW 750MM HIGH KNECK DOWN BOLLARD



T: PROPOSED 150X150 TREATED PINE POSTS
@1500 CTS MAX, HEIGHT 1200MM.

*ALL NEW CONCRETE ISLANDS AT TICKETLESS ACCESS POINTS TO BE FULLY PAINTED IN YELLOW.

IMPORTANT NOTE:

- * FOR IMPACT BOLLARDS BOLTED DIRECTLY TO THE EXISTING CONCRETE SLAB AND CUTTING WORK FOR INSTALLATION OF NEW CAMERA/GATE LOOP/TRIGGER THE CONTRACTOR TO ALLOW TO SCAN SLAB TO CONFIRM LOCATIONS AND DEPTH OF EXISTING PT CABLES/REINFORCEMENT.
- * SCENTRE GROUP TO ALLOW FOR STRUCTURAL ENGINEERS CHECK SLAB REINFORCEMENT FOR EACH LOCATION.
- * ALL EXISTING FLOOR SURFACE TO BE REPAIRED AND MAKE GOOD AFTER DEMOLISHED JOB FOR NEW DRIVEWAY AND PARKING BAYS
- * ALL EQUIPMENT TYPICAL SETOUT DIMENSIONS TO BE READ IN CONJUNCTION WITH DWG. 991720
FINAL SETOUT DETAILS BY TICKETLESS CONSTRUCTOR

[illegible]

20/12/2024	JG	LC	ISSUE FOR DA
Date	By	Chk	Description

General Note
ALL DIMENSIONS TO BE CHECKED ON SITE. WRITTEN DIMENSIONS ONLY TO BE USED. REFER TO ALL DETAIL DRAWINGS, STRUCTURAL, MECHANICAL, & SERVICES DRAWINGS BEFORE COMMENCING WORK. REFER ANY DISCREPANCIES TO THE ARCHITECT. DO NOT SCALE FROM DRAWINGS.
COPYRIGHT OF THE DESIGN SHOWN HEREIN IS RETAINED BY SCENTRE DESIGN AND CONSTRUCTION. WRITTEN AUTHORITY IS REQUIRED FOR ANY REPRODUCTION.


SCENTRE GROUP

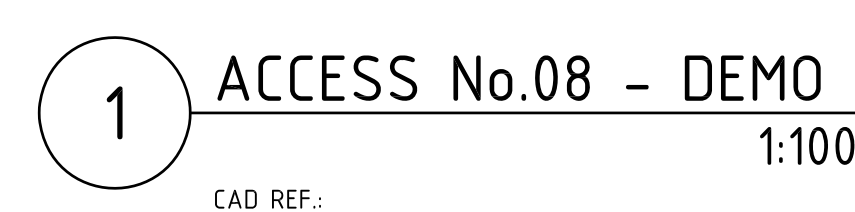
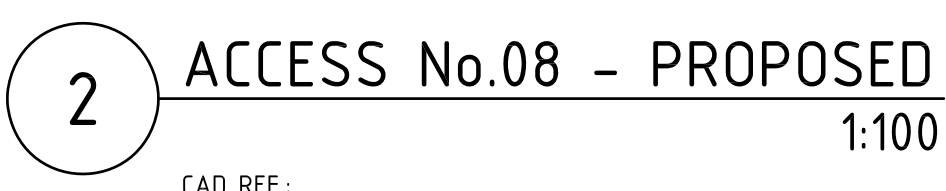
Owner and Operator of **Westfield** in Australia and New Zealand

WARRINGAH

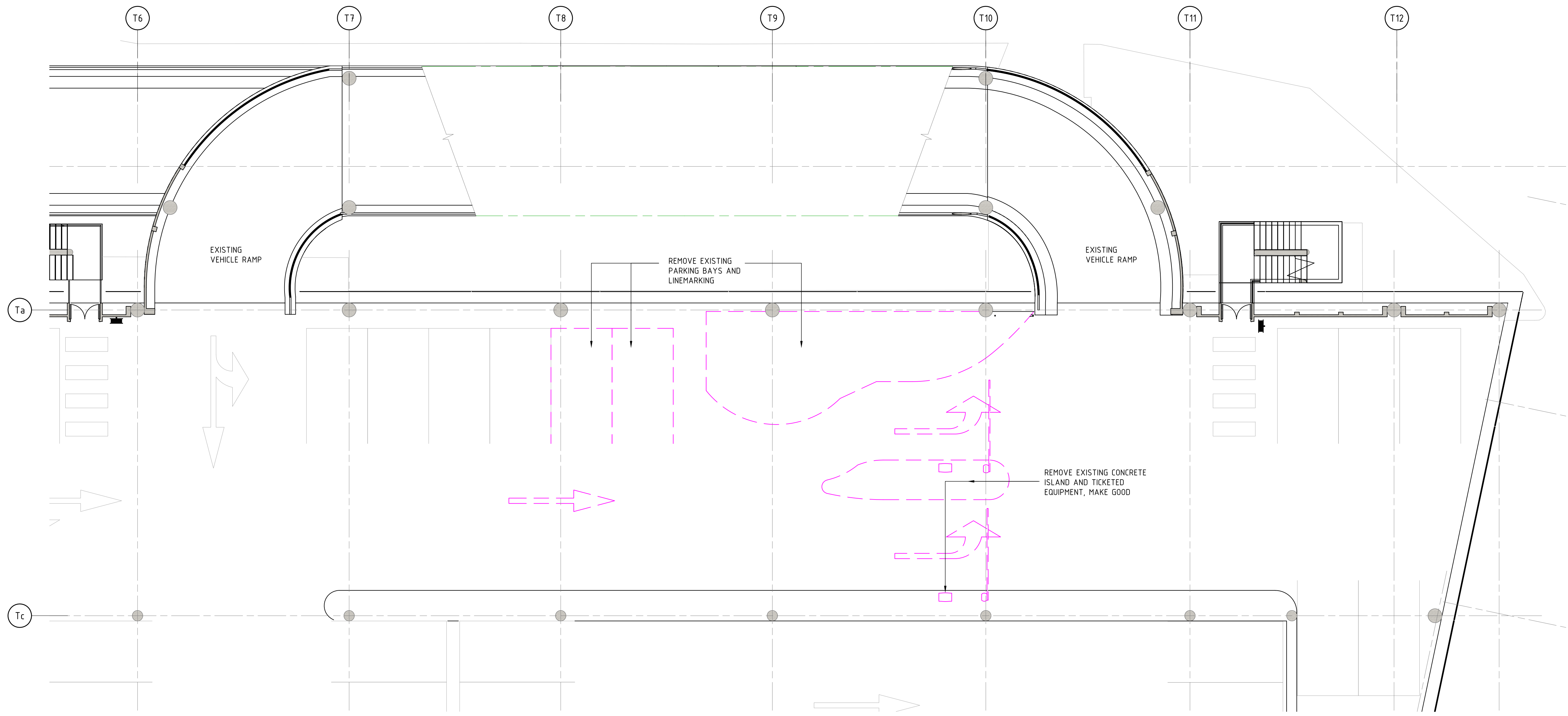
Scentre Design and Construction Pty Limited
85 Castlereagh Street, Sydney NSW 2000
Phone (02) 9358 7865 Fax (02) 9028 8500
GPO Box 4004 Sydney NSW 2001
ACN 000 267 265

**TICKETLESS ACCESS
NO. 07
GROUND LEVEL**

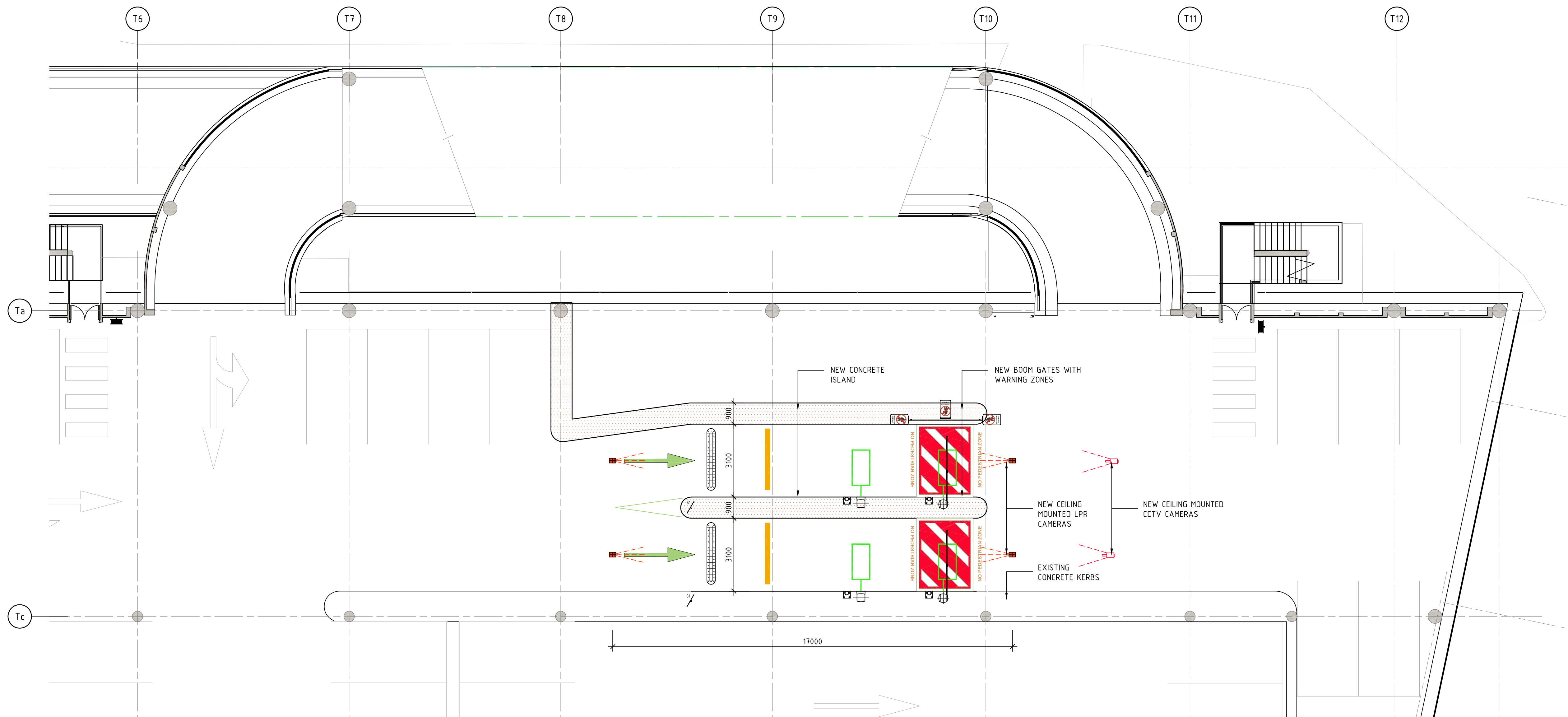
Drawing Scale 1:100 @ A0	Scale Bar 1:1 @ A0 	
Drawn By	CAD Filename 17.1007.DWG	Plot Date #####
Project No. 011764	Drawing No. 17.1007	Revision A

[illegible]

PARKING LOSS: -2



1 ACCESS 11 - DEMO
CAD REF: 1:100



2 ACCESS 12 - PROPOSED
CAD REF: 1:100

TICKETLESS PARKING LEGEND

- NEW VARIABLE RATES BOARD (VRB). PROVIDE POWER & DATA CONDUITS. REFER TO 991720(A) & MANUFACTURER SPECIFICATIONS FOR DETAILS.
- NEW CAMERA IN WATERPROOF PROTECTION STEEL ENCLOSURE TOWER. NEW CAMERA IN CEILING MOUNTED ENCLOSURE. NEW CCTV CAMERA.
- NEW BARRIER LOOP REFER TO 991720(A) FOR DETAILS. MAXIMUM 20MM SAWCUT TBC BY CONTRACTORS ON SITE.
- NEW SPEED HUMP. REFER DRW NO 991720(A) FOR DETAILS.
- EXISTING ARROW.
- EXISTING ARROW TO BE REMOVED.
- NEW ARROW.
- NEW BOOM GATE & BOLLARD TO NEW POSITION.
- NEW COLUMN GATE.
- NEW TRUCK INTERCOM.
- NEW LITE GATE.
- EXISTING LINE MARKING TO BE REMOVED.
- EXISTING LINE MARKING.
- NEW LINE MARKING.
- ALL BOLLARDS TO BE GALVANIZED TYPE 'A' BOLLARDS REFER TO DRW 991709(F) FOR DETAILS AND 991709(A) FOR TYPICAL SETOUT DIMENSIONS.
- A: NEW FULL HEIGHT STEEL BOLLARD (1200MM).
- A1: NEW 800MM HIGH OFFSET BOLLARD.
- A2: NEW 1200MM HIGH OFFSET BOLLARD.
- A3: NEW 450MM HIGH OFFSET BOLLARD.
- P1: NEW 450MM HIGH KNOCK DOWN BOLLARD.
- P2: NEW 800MM HIGH KNOCK DOWN BOLLARD.
- P3: NEW 1000MM HIGH KNOCK DOWN BOLLARD.
- T: PROPOSED 150X150 TREATED PINE POSTS @1500 CTS MAX. HEIGHT 1200MM.
- DASHED LINE INDICATES NEW REFLECTIVE YELLOW PAINT TO CONCRETE KERBS EDGE.
- ALL NEW CONCRETE ISLANDS AT TICKETLESS ACCESS POINTS TO BE FULLY PAINTED IN YELLOW.
- IMPORTANT NOTE:
 - FOR IMPACT BOLLARDS BOLTED DIRECTLY TO THE EXISTING CONCRETE SLAB AND CUTTING WORK FOR INSTALLATION OF NEW CAMERA/GATE LOOP/TRIGGER THE CONTRACTOR TO ALLOW TO SCAN SLAB TO CONFIRM LOCATIONS AND DEPTH OF EXISTING PT CABLES/REINFORCEMENT.
 - SCENTRE GROUP TO ALLOW FOR STRUCTURAL ENGINEERS CHECK SLAB REINFORCEMENT FOR EACH LOCATION.
 - ALL EXISTING FLOOR SURFACE TO BE REPAIRED AND MAKE GOOD AFTER DEMOLISHED JOB FOR NEW DRIVEWAY AND PARKING BAYS.
 - ALL EQUIPMENT TYPICAL SETOUT DIMENSIONS TO BE READ IN CONJUNCTION WITH DWG 991720 FINAL SETOUT DETAILS BY TICKETLESS CONSTRUCTOR.

A	20/12/2024	JG	LC	ISSUE FOR DA
Rev	Date	By	CHK	Description

Key Plan

General Note:
ALL DIMENSIONS TO BE CHECKED ON SITE. WRITTEN DIMENSIONS ONLY TO BE USED. REFER TO ALL LOCAL, NATIONAL, STATE, TERRITORY, COMMONWEALTH AND INTERNATIONAL STANDARDS FOR MORE DETAIL.
CONTRACTOR TO BE RESPONSIBLE FOR OBTAINING ALL NECESSARY PERMITS AND CONSENTS.
WRITTEN AUTHORITY IS REQUIRED FOR ANY REVISIONS.

SCENTRE GROUP
Owner and Operator of Westfield in Australia and New Zealand

WARRINGAH
Scentre Design and Construction Pty Limited
85 Castlereagh Street, Sydney NSW 2000
Phone (02) 9358 7865 Fax (02) 9028 8500
GPO Box 4604 Sydney NSW 2001
ACN 609 367 265

Title

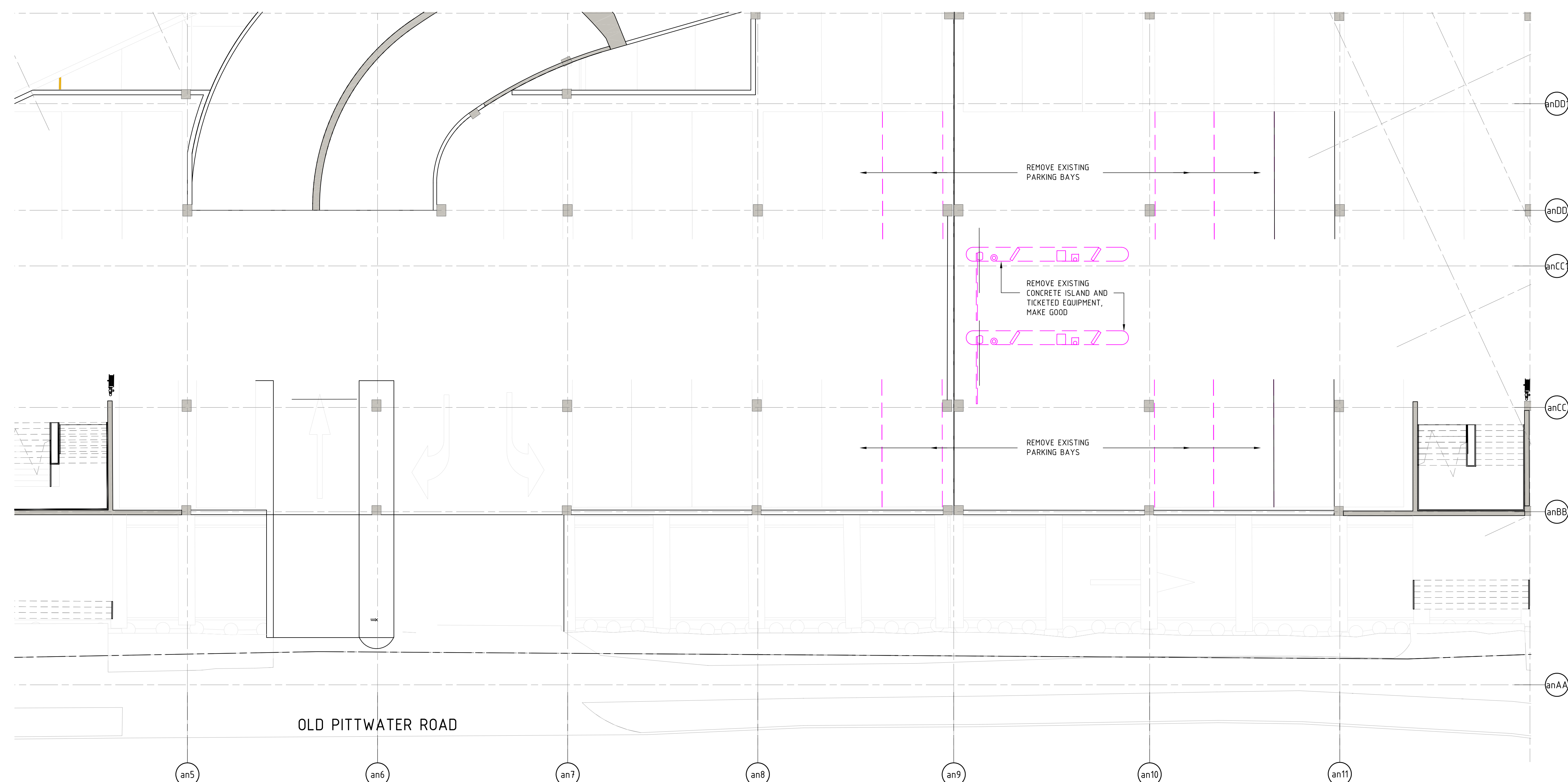
TICKETLESS ACCESS
NO. 11
LEVEL 1

Drawing Scale: 1:100 @ A0
Scale Bar 1:1 @ A0
0 10 20 30 40 50

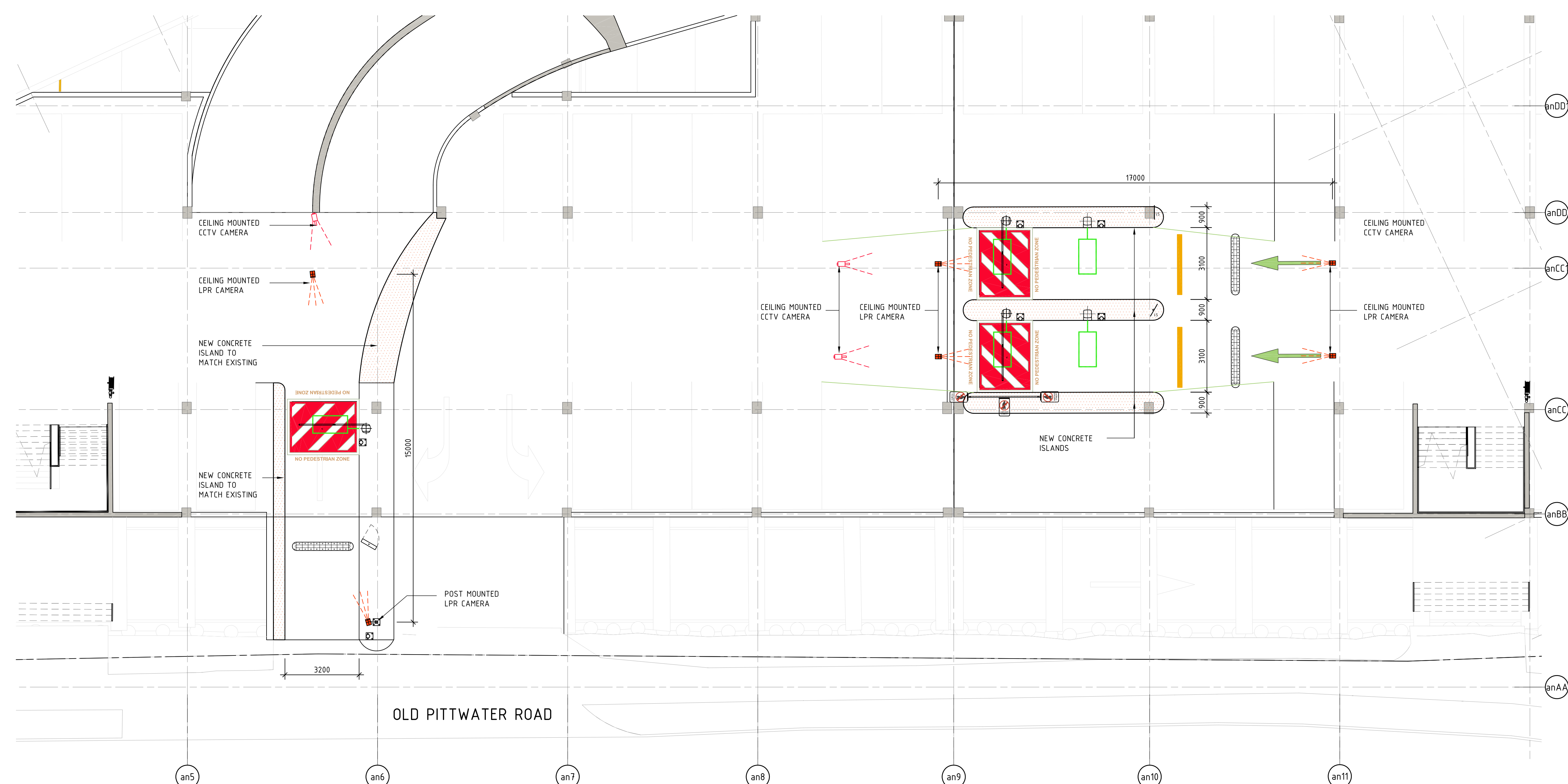
Drawn By: CAD Filename: 17.1011.DWG Plot Date: ###

Project No: Drawing No: Revision

D11764 17.1011 A




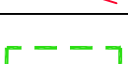
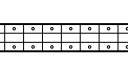









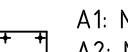
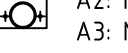
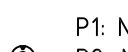


1 ACCESS 12 - DEMO 1:100







2 ACCESS 12 - PROPOSED
1:100
CAD REF.:

PARKING LOSS: -8

TICKETLESS PARKING LEGEND	
	NEW VARIABLE RATES BOARD (VRB). PROVIDE VRB & DATA CONDUITS. REFER TO 991720(A) & MANUFACTURER SPECIFICATIONS FOR DETAILS.
	NEW CAMERA IN WATERPROOF PROTECTION STEEL ENCLOSURE TOWER
	NEW CAMERA IN CEILING MOUNTED ENCLOSURE
	NEW CCTV CAMERA
	NEW BARRIER LORR REFER TO 991720(A) FOR DETAILS. MAXIMUM 20MM SAWCUT T&C BY CONTRACTORS ON SITE.
	NEW SPEED HUMP
	REFER DRAW NO 991720(A) FOR DETAILS
	EXISTING ARROW
	EXISTING ARROW TO BE REMOVED
	NEW ARROW
	NEW BOOT GATE & BOLLARD TO NEW POSITION
	NEW COLUMN GATE
	NEW TRUCK INTERCOM
	NEW LITE GATE
	EXISTING LINE MARKING TO BE REMOVED
	EXISTING LINE MARKING
	NEW LINE MARKING

ALL BOLLARDS ARE TO GALVANNEZED TYPE 'A' BOLLARDS REFER TO DRAW 991959(F) FOR DETAILS AND 991202(A) FOR TYPICAL SETOUT DIMENSIONS.

	A: NEW FULL HEIGHT STEEL BOLLARD (1200MM)
	A1: NEW 800MM HIGH OFFSET BOLLARD; A2: NEW 1200MM HIGH OFFSET BOLLARD; A3: NEW 450MM HIGH OFFSET BOLLARD
	P1: NEW 450MM HIGH KNOCK DOWN BOLLARD; P2: NEW 800MM HIGH KNOCK DOWN BOLLARD; P3: NEW 1000MM HIGH KNOCK DOWN BOLLARD
	T: PROPOSED 105X150 TREATED PINE POSTS @ 900 CTS. MAX. HEIGHT 1200MM.

DASHED LINE INDICATES NEW REFLECTIVE YELLOW PAINT TO CONCRETE KERBS EDGE.

★ALL NEW CONCRETE ISLANDS AT TICKETLESS ACCESS POINTS TO BE FULLY PAINTED IN YELLOW.

IMPORTANT NOTE:

- * FOR IMPACT BOLLARDS BOLTED DIRECTLY TO THE EXISTING CONCRETE SLAB AND CUTTING WORK FOR INSTALLATION OF NEW CAMERA/GATE LOOP/TRIGGER THE CONTRACTOR TO ALLOW TO SCAN SLAB TO CONFIRM LOCATIONS AND DEPTH OF EXISTING PT CAGES/REINFORCEMENT.
- * SCENTRE GROUP TO ALLOW FOR STRUCTURAL ENGINEERS CHECK SLAB REINFORCEMENT FOR EACH LOCATION.
- * ALL EXISTING FLOOR SURFACE TO BE REPAIRED AND MAKE GOOD AFTER DEMOLISHED JOB FOR NEW DRIVEWAY AND PARKING BAYS.
- * ALL EQUIPMENT TYPICAL SETOUT DIMENSIONS TO BE READ IN CONJUNCTION WITH DWG 991720.

FINAL SETOUT DETAILS BY TICKETLESS CONSTRUCTOR

[illegible]

A	20/12/2024	JG	LC	ISSUE FOR DA
Rev	Date	By	Chk	Description
Key Plan				

General Note

ALL DIMENSIONS TO BE CHECKED IN SITE. WHENEVER DIMENSIONS ONLY TO BE USED, REFER TO ALL EXISTING DIMENSIONS, STRUCTURAL, MECHANICAL, ELECTRICAL DIMENSIONS BEFORE COMMENCING WORK. THESE MAY VARY SLIGHTLY FROM THE DIMENSIONS SHOWN ON THE DRAWINGS.

COMPONENT OF THE DESIGN SHALL BE IN ACCORDANCE WITH SCOTCH DESIGN AND CONSTRUCTION, MATERIALS AND TESTS FOR EVALUATION AND APPROVED.

SCENTRE GROUP

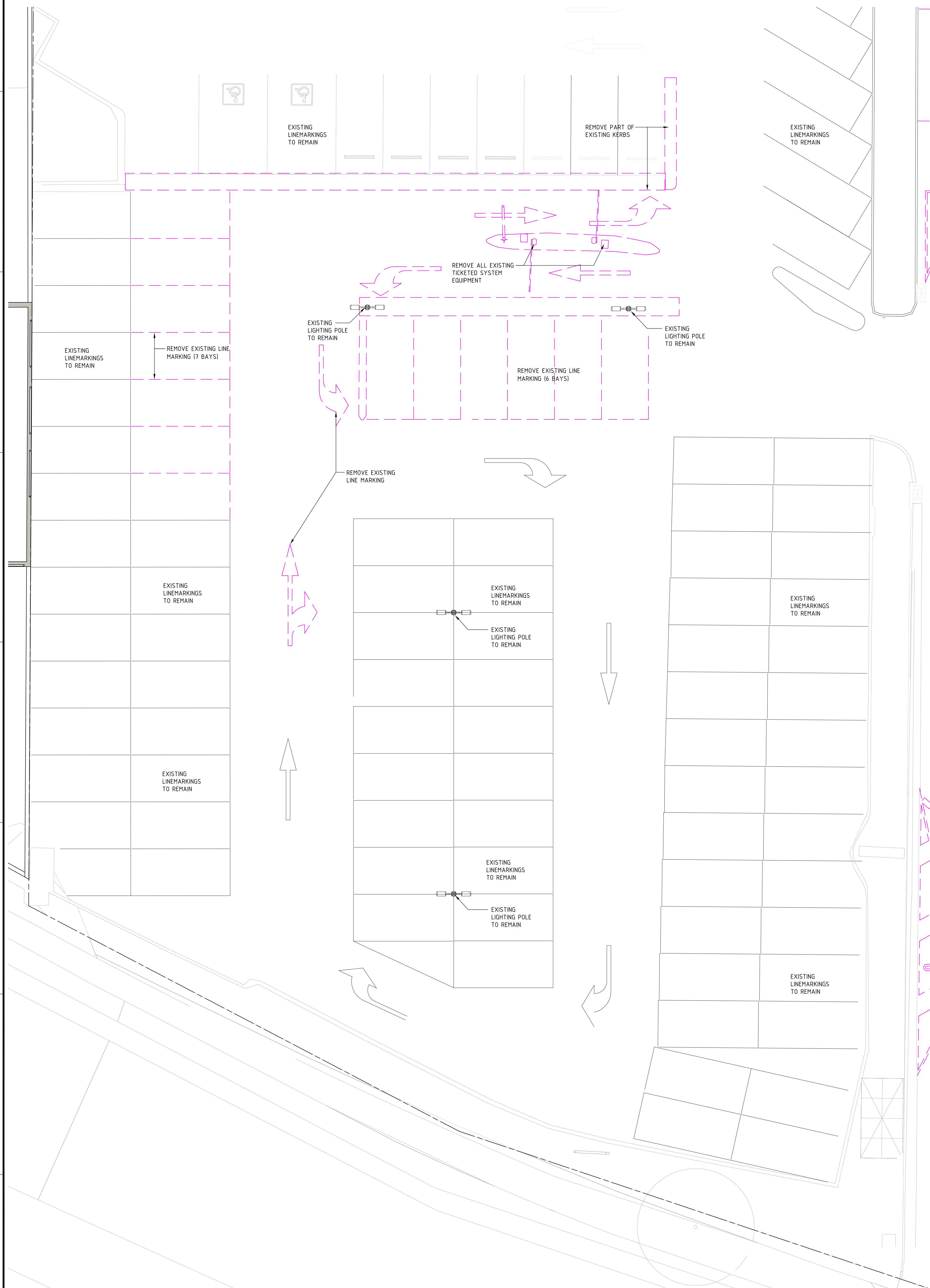
Owner and Operator of *Westfield* in Australia and New Zealand

WARRINGAH

Scentre Design and Construction Pty Limited
85 Castlereagh Street, Sydney NSW 2000
Phone (02) 9358 7865 Fax (02) 9028 8500
GPO Box 4004 Sydney NSW 2001
AGN 000 257 265

Title		
<h1>TICKETLESS ACCESS</h1> <h2>NO. 12</h2> <h3>LEVEL 1M</h3>		
Drawing Scale 1:100 @ 4"	Scale Bar 1" @ AO 	
Drawn By CAD / Revnote 17.1012.DWG		Plot Date ##/##/##
Project No.	Drawing No.	Revision
D11764	17.1012	A

PARKING LOSS: -4



























1 STAFF PARKING 'A' - DEMO 1:100
CAD REF:



2 STAFF PARKING 'A' - PROPOSED
1:100
CAD REF.:

TICKETLESS PARKING LEGEND

- | | |
|---|---|
|  | NEW VARIABLE RATES BOARD (VRB)
PROVIDE POWER & DATA CONDUITS.
REFER TO 991210(A) & MANUFACTURER
SPECIFICATIONS FOR DETAILS |
|  | NEW CAMERA IN WATERPROOF
PROTECTION STEEL ENCLOSURE TOWER |
|  | NEW CAMERA IN CEILING MOUNTED
ENCLOSURE |
|  | NEW CCTV CAMERA |
|  | NEW BARRIER LOOP REFER TO 991210(A)
FOR DETAILS. MAXIMUM 200MP SAWCUT
TBC BY CONTRACTORS ON SITE |
|  | NEW SPEED HUMP
REFER DRW NO 991210(A) FOR DETAILS |
|  | EXISTING ARROW |
|  | EXISTING ARROW TO BE REMOVED |
|  | NEW ARROW |
|  | NEW BOOM GATE & BOLLARD
TO NEW POSITION |
|  | NEW COLUMN GATE |
|  | NEW TRUCK INTERCOM |
|  | NEW LIGHT GATE |
|  | EXISTING LINE MARKING TO BE REMOVED |
|  | EXISTING LINE MARKING |
|  | NEW LINE MARKING |
| ALL BOLLARDS TO BE GALVANIZED TYPE 'A' BOLLARDS REFER TO DRW
991210(F) FOR DETAILS AND 991210(G) FOR TYPICAL SETOUT DETAILING. | |
|  | A: NEW FULL HEIGHT STEEL BOLLARD (1200MM) |
|  | A1: NEW 800MM HIGH OFFSET BOLLARD; |
|  | A2: NEW 1200MM HIGH OFFSET BOLLARD; |
|  | A3: NEW 450MM HIGH OFFSET BOLLARD; |
|  | P1: NEW 450MM HIGH KNOCK DOWN BOLLARD; |
|  | P2: NEW 800MM HIGH KNOCK DOWN BOLLARD; |
|  | P3: NEW 1200MM HIGH KNOCK DOWN BOLLARD; |
|  | T: PROPOSED 150X150 TREATED PINE POSTS
@1500 CTS MAX, HEIGHT 1200MM. |

DASHED LINE INDICATES NEW REFLECTIVE
YELLOW PAINT TO CONCRETE KERBS EDGE.

*ALL NEW CONCRETE ISLANDS AT TICKETLESS
ACCESS POINTS TO BE FULLY PAINTED IN YELLOW.

IMPORTANT NOTE:

- * FOR IMPACT BOLLARDS BOLTED DIRECTLY TO THE EXISTING CONCRETE SLAB AND CUTTING WORK FOR INSTALLATION OF NEW CAMERA/GATE LOOP/TRIGGER THE CONTRACTOR TO ALLOW TO SCAN SLAB TO CONFIRM LOCATIONS AND DEPTH OF EXISTING PT CABLES/REINFORCEMENT.
- * SCENTRE GROUP TO ALLOW FOR STRUCTURAL ENGINEERS CHECK SLAB REINFORCEMENT FOR EACH LOCATION.
- * ALL EXISTING FLOOR SURFACE TO BE REPAIRED AND MAKE GOOD AFTER DEMOLISHED JOB FOR NEW DRIVEWAY AND PARKING.
- * ALL EQUIPMENT TYPICAL SETOUT DIMENSIONS TO BE READ IN CONJUNCTION WITH DWG. 991720
- * FINAL SETOUT DETAILS BY TICKETLESS CONSTRUCTOR

[illegible]

A	20/12/2024	JG	LC	ISSUE FOR DA
Rev	Date	By	Chk	Description

Key Plan

General Note
ALL DIMENSIONS TO BE CHECKED ON SITE. WRITTEN DIMENSIONS ONLY TO BE USED. REFER TO ALL DETAIL DRAWINGS. STRUCTURAL, MECHANICAL & SERVICES DRAWINGS BEFORE COMMENCING WORK. REFER ANY DISCREPANCIES TO THE ARCHITECT. DO NOT SCALE FROM DRAWINGS.
COPYRIGHT OF THE DESIGN SHOWN HEREIN IS RETAINED BY SCENTRE DESIGN AND CONSTRUCTION. WRITTEN AUTHORITY IS REQUIRED FOR ANY REPRODUCTION.

SCENTRE GROUP


Owner and Operator of **Westfield** in Australia and New Zealand

WARRINGAH

Scentre Design and Construction Pty Limited
85 Castlereagh Street, Sydney NSW 2000
Phone (02) 9358 7865 Fax (02) 9028 8500
GPO Box 4004 Sydney NSW 2001
ACN 000 267 265

Title _____

**STAFF PARKING
ACCESS NO. A
GROUND MEZZ**

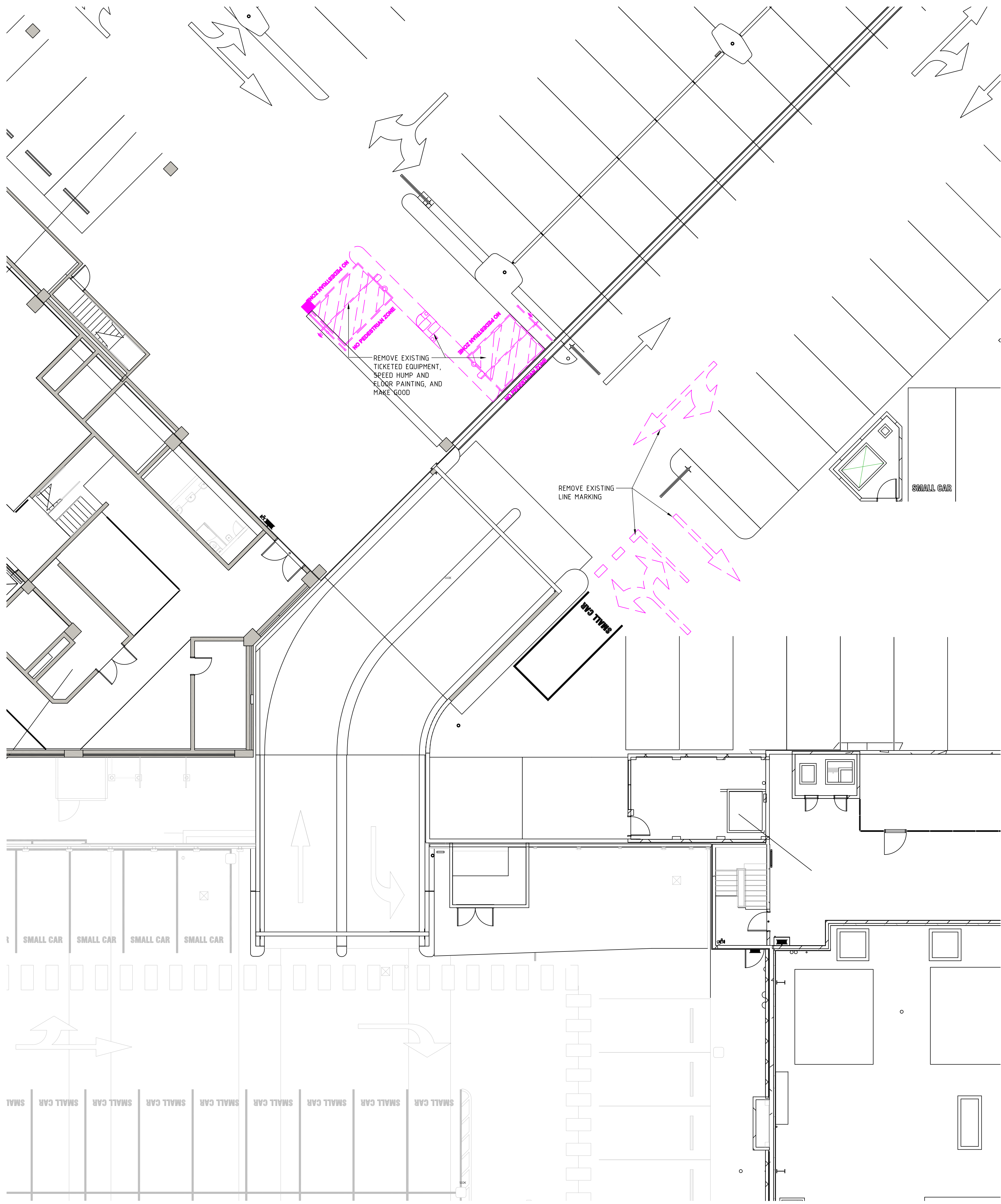
Drawing Scale 1:100 @ A0	Scale Bar 1:1 @ A0 	
Drawn By	CAD Filename 17.1101.DWG	Plot Date #####

Project No.	Drawing No.	Revision
-------------	-------------	----------

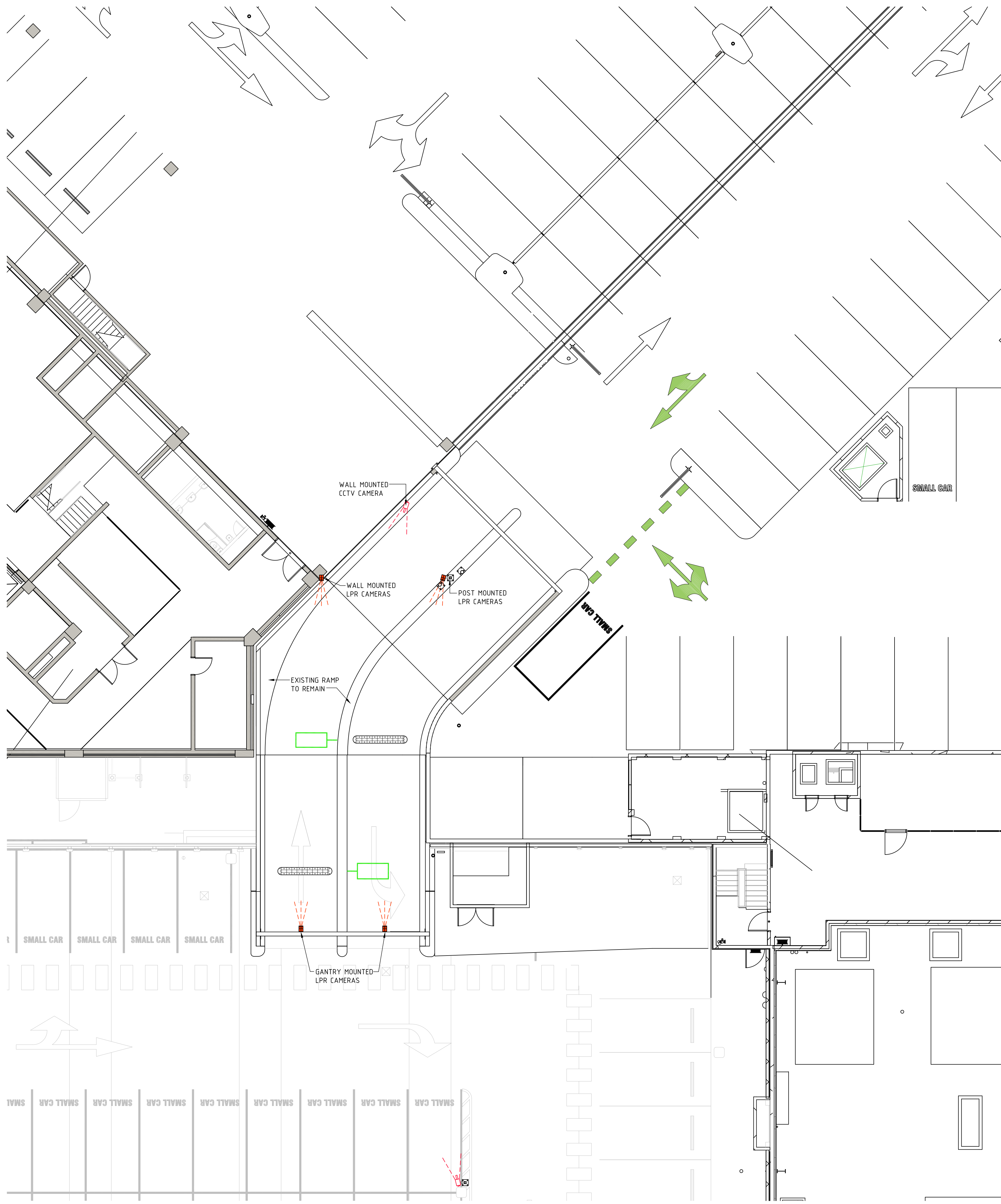
45404

D11764	17.1101	A
--------	---------	---

DEVELOPMENT APPLICATION



1 STAFF PARKING 'B' - DEMO
EXISTING RAMP TO REMAIN 1:100
CAD REF.:



2 STAFF PARKING 'B' - PROPOSED
EXISTING RAMP TO REMAIN 1:100
CAD REF.:

TICKETLESS PARKING LEGEND

NEW VARIABLE RATES BOARD (VRB). PROVIDE POWER & DATA CONDUITS. REFER TO 991720(A) & MANUFACTURER SPECIFICATIONS FOR DETAILS.

NEW CAMERA IN WATERPROOF PROTECTION STEEL ENCLOSURE TOWER
NEW CAMERA IN CEILING MOUNTED ENCLOSURE
NEW CCTV CAMERA

NEW BARRIER LOOP REFER TO 991720(A) FOR DETAILS. MAXIMUM 20MM SAWCUT TOP BY CONTRACTORS ON SITE.

NEW SPEED HUMP
REFER DRW NO 991720(A) FOR DETAILS

EXISTING ARROW

EXISTING ARROW TO BE REMOVED

NEW ARROW

NEW BOOM GATE & BOLLARD TO NEW POSITION

NEW COLUMN GATE

NEW TRUCK INTERCOM

NEW LITE GATE

EXISTING LINE MARKING TO BE REMOVED

EXISTING LINE MARKING

NEW LINE MARKING

ALL BOLLARDS TO BE GALVANIZED TYPE 'A' BOLLARDS REFER TO DRW 991701 FOR DETAILS AND 991701(A) FOR TYPICAL SETOUT DIMENSIONS.

A: NEW FULL HEIGHT STEEL BOLLARD (1200MM)
A1: NEW 800MM HIGH OFFSET BOLLARD;
A2: NEW 1000MM HIGH OFFSET BOLLARD;
A3: NEW 450MM HIGH OFFSET BOLLARD
P1: NEW 450MM HIGH KNOCK DOWN BOLLARD;
P2: NEW 800MM HIGH KNOCK DOWN BOLLARD;
P3: NEW 1000MM HIGH KNOCK DOWN BOLLARD
T: PROPOSED 150X150 TREATED PINE POSTS @1500 CTS MAX. HEIGHT 1200MM

DASHED LINE INDICATES NEW REFLECTIVE YELLOW PAINT TO CONCRETE KERBS EDGE.

***ALL NEW CONCRETE ISLANDS AT TICKETLESS ACCESS POINTS TO BE FULLY PAINTED IN YELLOW.**

IMPORTANT NOTE:

- FOR IMPACT BOLLARDS BOLTED DIRECTLY TO THE EXISTING CONCRETE SLAB AND CUTTING WORK FOR INSTALLATION OF NEW CAMERA/GATE LOOP/TRIGGER THE CONTRACTOR TO ALLOW TO SCAN SLAB TO CONFIRM LOCATIONS AND DEPTH OF EXISTING PT CABLES/REINFORCEMENT.
- SCENTRE GROUP TO ALLOW FOR STRUCTURAL ENGINEERS CHECK SLAB REINFORCEMENT FOR EACH LOCATION.
- ALL EXISTING FLOOR SURFACE TO BE REPAIRED AND MAKE GOOD AFTER DEMOLISHED JOB FOR NEW DRIVEWAY AND PARKING BAYS.
- ALL EQUIPMENT TYPICAL SETOUT DIMENSIONS TO BE READ IN CONJUNCTION WITH DWG. 991720 FINAL SETOUT DETAILS BY TICKETLESS CONSTRUCTOR

Rev	Date	By	CHK	Description
A	20/12/2024	JAS	EJC	ISSUE FOR CA

Key Plan

General Note
ALL DIMENSIONS TO BE CHECKED ON SITE. ANY DISCREPANCY ONLY TO BE USED REFER TO ALL SETOUT DIMENSIONS. ANY DISCREPANCY TO BE CHECKED ON SITE. ANY DISCREPANCY TO BE CHECKED ON SITE. ANY DISCREPANCY TO BE CHECKED ON SITE.

SCENTRE GROUP
Owner and Operator of **Westfield** in Australia and New Zealand

WARRINGAH

Scentre Design and Construction Pty Limited
85 Castlereagh Street, Sydney NSW 2000
Phone (02) 9558 7865 Fax (02) 9558 8500
GPO Box 4004 Sydney NSW 2001
ACN 090 287 265

Title

**STAFF PARKING
ACCESS NO. B
LEVEL 2**

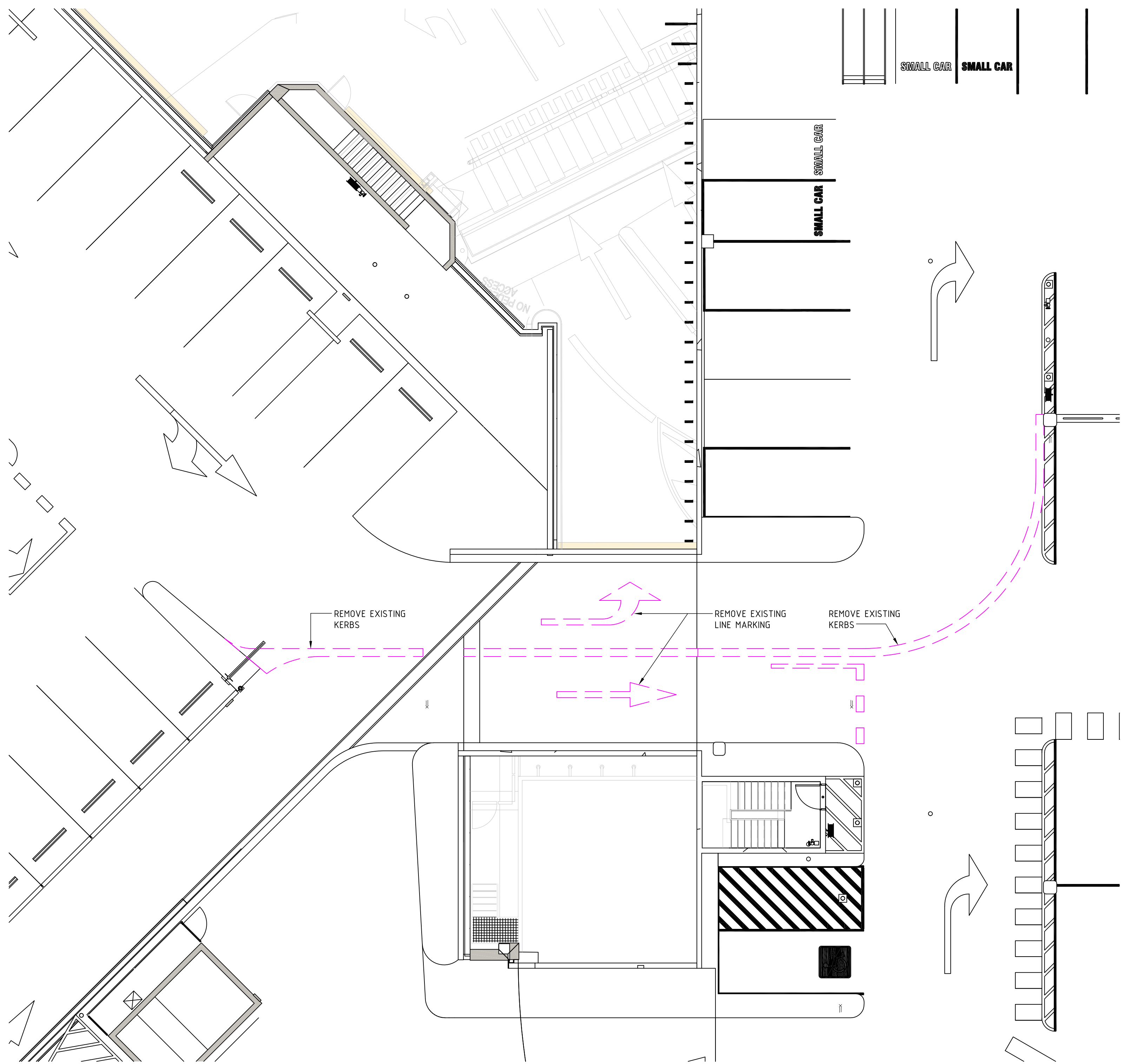
Drawing Scale 1:100
Scale Bar 1:1 @ A0
0 10 20 30 40 50

Drawn By CAD Filename 17.1102.DWG Plot Date ###

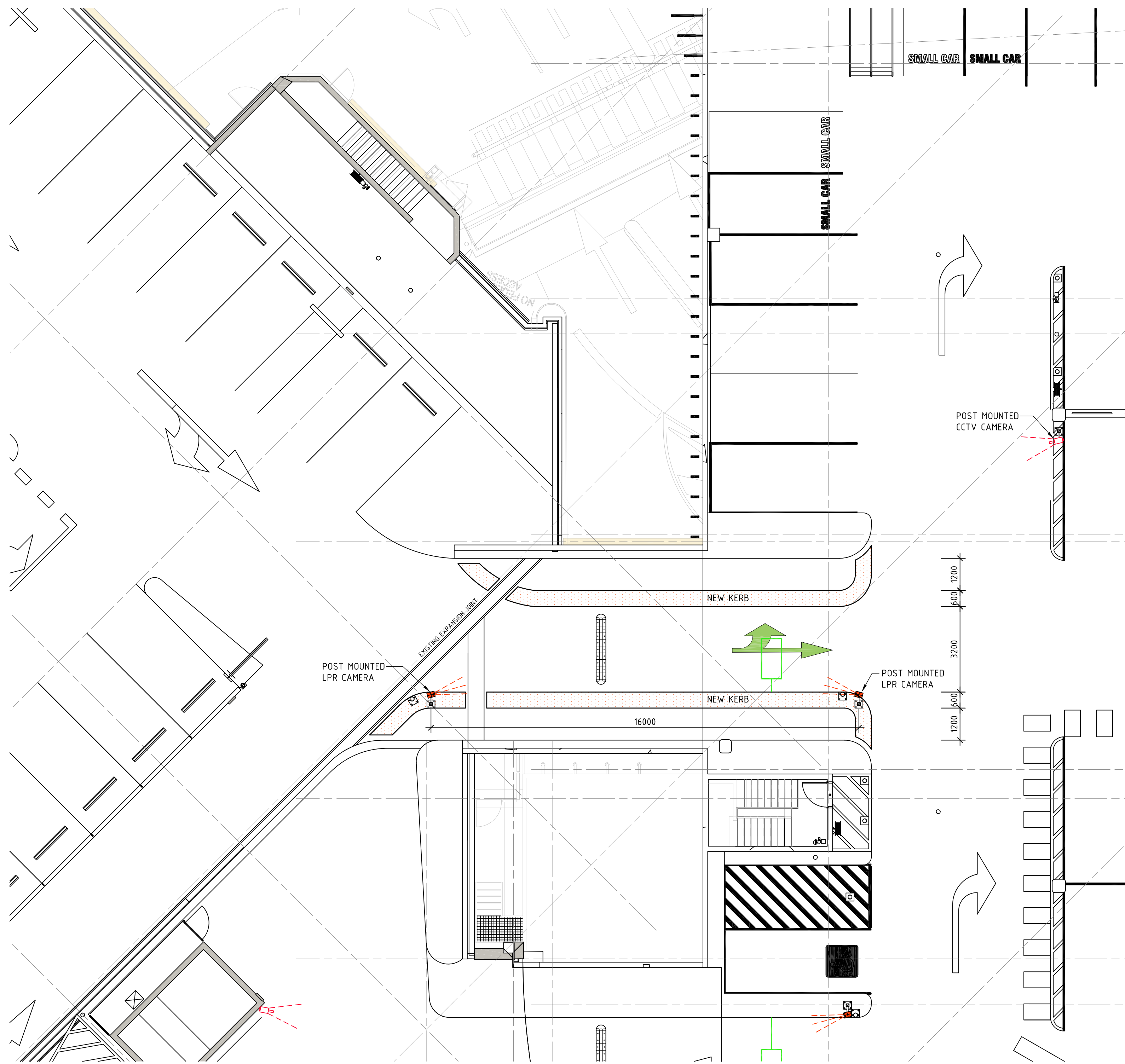
Project No. Drawing No. Revision

D11764 **17.1102** A

T:\WARRINGAH\DRW\ WARRINGAH TICKETLESS PARKING\01 ARCHITECTURE\0102 B\01MODELS\LEAD FILE\171102.DWG



1 STAFF PARKING 'D' - DEMO
1:100
CAD REF:



2 STAFF PARKING 'D' - PROPOSED
1:100
CAD REF:

TICKETLESS PARKING LEGEND	
	NEW VARIABLE RATES BOARD (VRB). PROVIDE POWER & DATA CONDUITS. REFER TO 991720(A) & MANUFACTURER SPECIFICATIONS FOR DETAILS.
	NEW CAMERA IN WATERPROOF PROTECTION STEEL ENCLOSURE TOWER NEW CAMERA IN CEILING MOUNTED ENCLOSURE NEW CCTV CAMERA
	NEW BARRIER LOOP REFER TO 991720(A) FOR DETAILS. MAXIMUM 20MM SAWCUT TOE BY CONTRACTORS ON SITE.
	NEW SPEED HUMP REFER DRW NO 991720(A) FOR DETAILS
	EXISTING ARROW
	EXISTING ARROW TO BE REMOVED
	NEW ARROW
	NEW BOOM GATE & BOLLARD TO NEW POSITION.
	NEW COLUMN GATE
	NEW TRUCK INTERCOM
	NEW LITE GATE
	EXISTING LINE MARKING TO BE REMOVED
	NEW LINE MARKING

ALL BOLLARDS TO BE GALVANIZED TYPE 'A' BOLLARDS REFER TO DRW 991701 FOR DETAILS AND 991701A FOR TYPICAL SETOUT DIMENSIONS.

- A: NEW FULL HEIGHT STEEL BOLLARD (1200MM)
- A1: NEW 800MM HIGH OFFSET BOLLARD;
- A2: NEW 1200MM HIGH OFFSET BOLLARD;
- A3: NEW 450MM HIGH OFFSET BOLLARD
- P1: NEW 450MM HIGH KNOCK DOWN BOLLARD;
- P2: NEW 800MM HIGH KNOCK DOWN BOLLARD;
- P3: NEW 1000MM HIGH KNOCK DOWN BOLLARD;
- T: PROPOSED 150X150 TREATED PINE POSTS @1500 CTS MAX. HEIGHT 1200MM.

DASHED LINE INDICATES NEW REFLECTIVE YELLOW PAINT TO CONCRETE KERBS EDGE.

• ALL NEW CONCRETE ISLANDS AT TICKETLESS ACCESS POINTS TO BE FULLY PAINTED IN YELLOW.

IMPORTANT NOTE:

- FOR IMPACT BOLLARDS BOLTED DIRECTLY TO THE EXISTING CONCRETE SLAB AND CUTTING WORK FOR INSTALLATION OF NEW CAMERA/GATE LOOP/TRIGGER THE CONTRACTOR TO ALLOW TO SCAN SLAB TO CONFIRM LOCATIONS AND DEPTH OF EXISTING PT CABLES/REINFORCEMENT.
- SCENTRE GROUP TO ALLOW FOR STRUCTURAL ENGINEERS CHECK SLAB REINFORCEMENT FOR EACH LOCATION.
- ALL EXISTING FLOOR SURFACE TO BE REPAIRED AND MAKE GOOD AFTER DEMOLISHED JOB FOR NEW DRIVEWAY AND PARKING BAYS.
- ALL EQUIPMENT TYPICAL SETOUT DIMENSIONS TO BE READ IN CONJUNCTION WITH DWG. 991720 FINAL SETOUT DETAILS BY TICKETLESS CONSTRUCTOR

A	20/12/2024	JAS	LC	ISSUE FOR DA
Rev	Date	By	CHK	Description

Key Plan

General Note
All drawings to be checked on site. Written dimensions only to be used. Refer to all detail drawings for typical dimensions. All dimensions shown before construction. Prior any comparison of the design shown herein is retained by the design and construction. Written dimensions to be used for any construction.

SCENTRE GROUP
Owner and Operator of Westfield in Australia and New Zealand

WARRINGAH

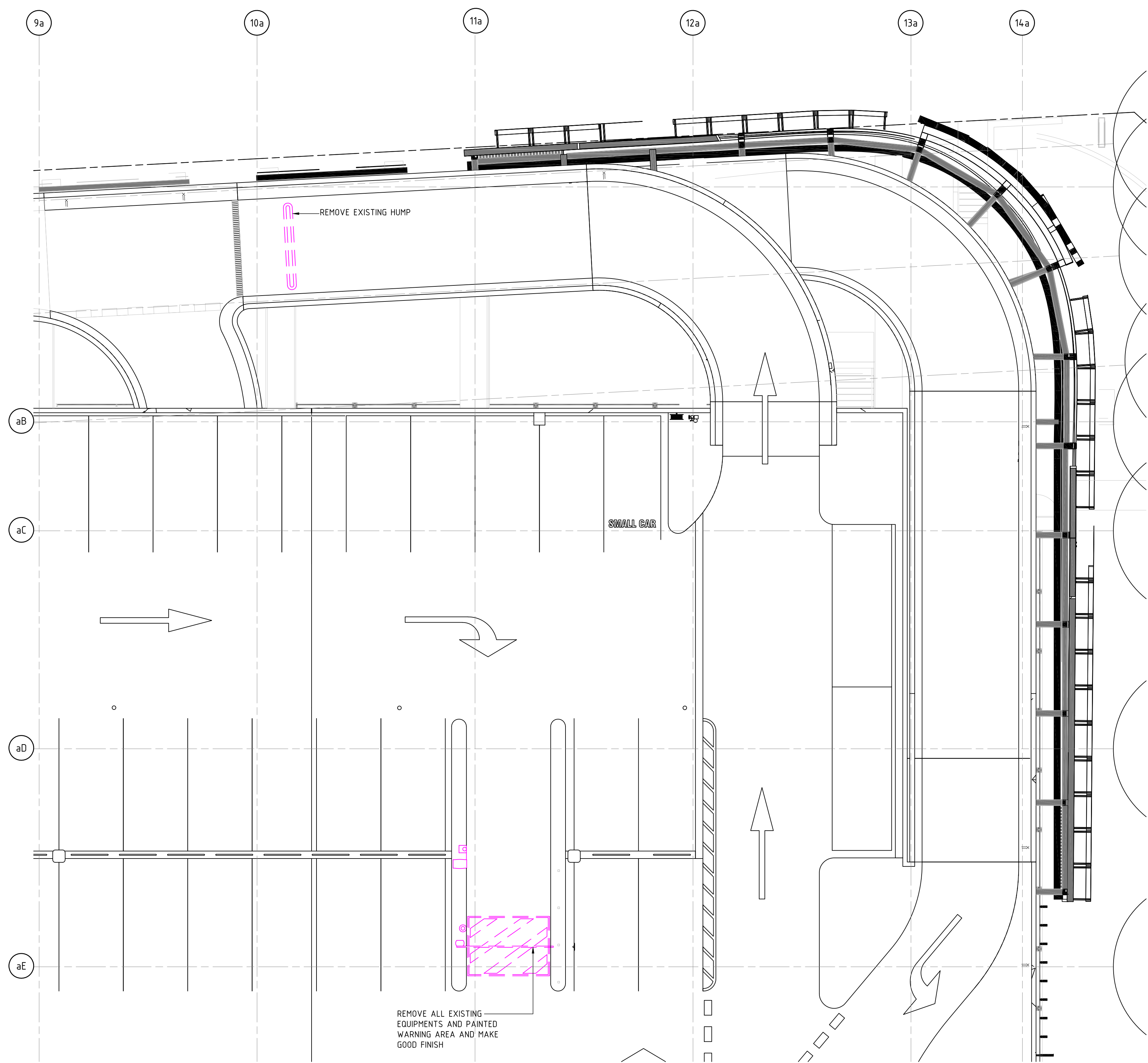
Scentre Design and Construction Pty Limited
85 Castlereagh Street, Sydney NSW 2000
Phone (02) 9558 7865 Fax (02) 9558 8500
GPO Box 4004 Sydney NSW 2001
ACN 090 287 265

Title

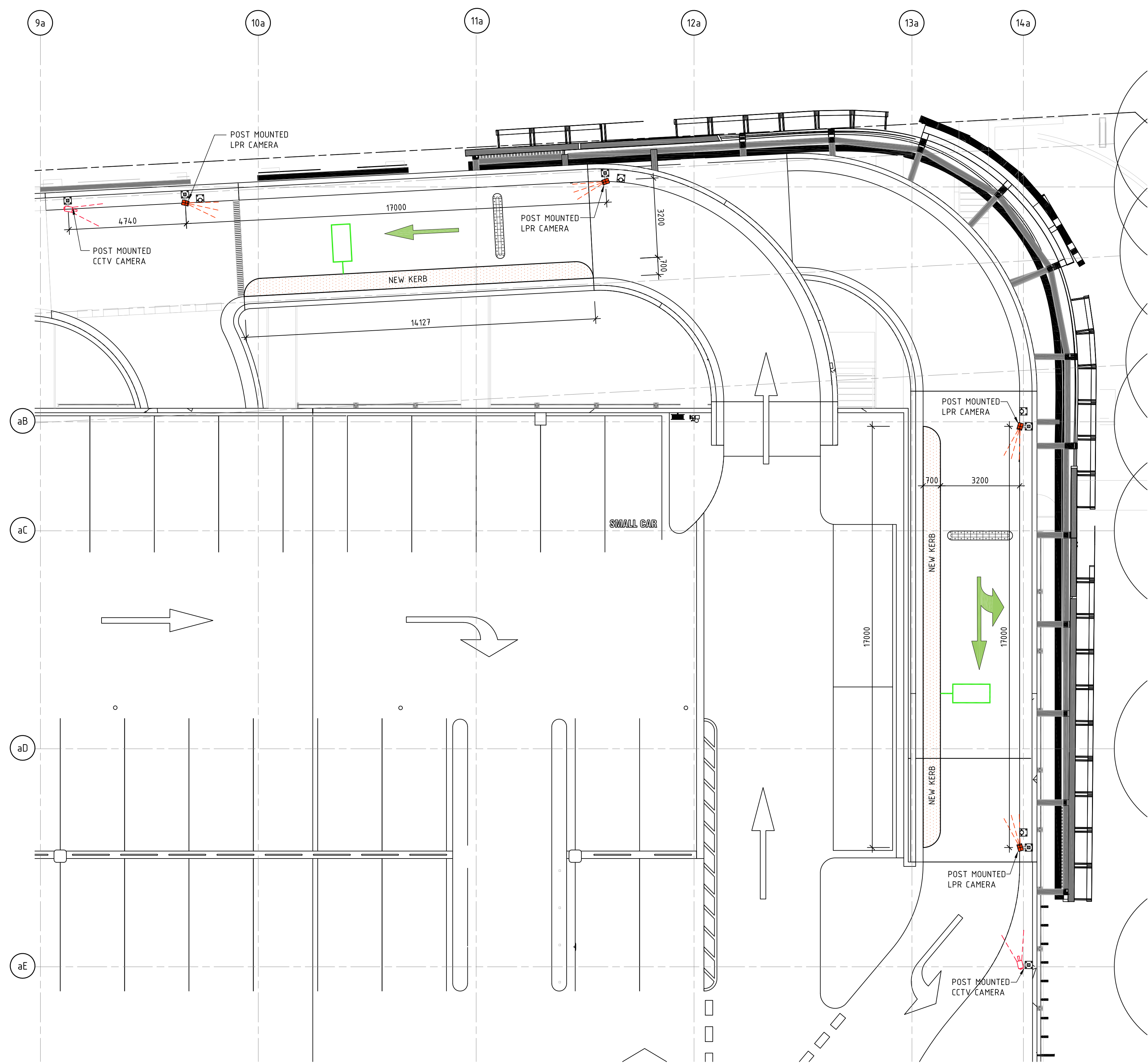
STAFF PARKING
ACCESS NO. D
LEVEL 2

Drawing Scale 1:100 @ A0	Scale Bar 1:1 @ A0 0 20 40 60	Plot Date ###
Drawn By CAD File Name 17.1104.DWG	Project No. D11764	Revision A

DEVELOPMENT APPLICATION



1 STAFF PARKING 'E' - DEMO
EXISTING VEHICLE RAMP 1:100
CAD REF:



2 STAFF PARKING 'E' - PROPOSED
EXISTING VEHICLE RAMP 1:100
CAD REF:

TICKETLESS PARKING LEGEND

NEW VARIABLE RATES BOARD (VRB). PROVIDE POWER & DATA CONDUITS. REFER TO 99120(A) & MANUFACTURER SPECIFICATIONS FOR DETAILS.

NEW CAMERA IN WATERPROOF PROTECTION STEEL ENCLOSURE TOWER
NEW CAMERA IN CEILING MOUNTED ENCLOSURE
NEW CCTV CAMERA

NEW BARRIER LOOP REFER TO 99120(A) FOR DETAILS. MAXIMUM 20MM SAWCUT TOE BY CONTRACTORS ON SITE.

NEW SPEED HUMP
REFER DRW NO 99120(A) FOR DETAILS

EXISTING ARROW
EXISTING ARROW TO BE REMOVED
NEW ARROW

NEW BOOM GATE & BOLLARD TO NEW POSITION.
NEW COLUMN GATE
NEW TRUCK INTERCOM
NEW LITE GATE

EXISTING LINE MARKING TO BE REMOVED
EXISTING LINE MARKING
NEW LINE MARKING

ALL BOLLARDS TO BE GALVANIZED TYPE 'A' BOLLARDS REFER TO DRW 99120(A) FOR DETAILS AND 99120(B) FOR TYPICAL SETOUT DIMENSIONS.

A: NEW FULL HEIGHT STEEL BOLLARD (1200MM)
A1: NEW 800MM HIGH OFFSET BOLLARD;
A2: NEW 1200MM HIGH OFFSET BOLLARD;
A3: NEW 450MM HIGH OFFSET BOLLARD
P1: NEW 450MM HIGH KNOCK DOWN BOLLARD;
P2: NEW 800MM HIGH KNOCK DOWN BOLLARD;
P3: NEW 1000MM HIGH KNOCK DOWN BOLLARD
T: PROPOSED 150X150 TREATED PINE POSTS @1500 CTS MAX. HEIGHT 1200MM

DASHED LINE INDICATES NEW REFLECTIVE YELLOW PAINT TO CONCRETE KERBS EDGE.

ALL NEW CONCRETE ISLANDS AT TICKETLESS ACCESS POINTS TO BE FULLY PAINTED IN YELLOW.

IMPORTANT NOTE:

- FOR IMPACT BOLLARDS BOLTED DIRECTLY TO THE EXISTING CONCRETE SLAB AND CUTTING WORK FOR INSTALLATION OF NEW CAMERA/GATE LOOP/TRIGGER THE CONTRACTOR TO ALLOW TO SCAN SLAB TO CONFIRM LOCATIONS AND DEPTH OF EXISTING PT CABLES/REINFORCEMENT.
- SCENTRE GROUP TO ALLOW FOR STRUCTURAL ENGINEERS CHECK SLAB REINFORCEMENT FOR EACH LOCATION.
- ALL EXISTING FLOOR SURFACE TO BE REPAIRED AND MAKE GOOD AFTER DEMOLISHED JOB FOR NEW DRIVEWAY AND PARKING BAYS.
- ALL EQUIPMENT TYPICAL SETOUT DIMENSIONS TO BE READ IN CONJUNCTION WITH DWG. 99120 FINAL SETOUT DETAILS BY TICKETLESS CONSTRUCTOR

Rev	Issue	By	On	Description
A	20/12/2024	JAS	LC	ISSUE FOR DA

Key Plan

General Note
ALL DIMENSIONS TO BE CHECKED ON SITE. ANY DISCREPANCIES ONLY TO BE CROSSED REFER TO ALL SETOUT DIMENSIONS. ANY DISCREPANCIES TO BE CROSSED REFER TO ALL SETOUT DIMENSIONS. ANY DISCREPANCIES TO BE CROSSED REFER TO ALL SETOUT DIMENSIONS. ANY DISCREPANCIES TO BE CROSSED REFER TO ALL SETOUT DIMENSIONS.

SCENTRE GROUP
Owner and Operator of **Westfield** in Australia and New Zealand

WARRINGAH

Scentre Design and Construction Pty Limited
85 Castlereagh Street, Sydney NSW 2000
Phone (02) 9558 7865 Fax (02) 9558 8500
GPO Box 4004 Sydney NSW 2001
ACN 090 287 265

**STAFF PARKING
ACCESS NO. E
LEVEL 2**

Drawing Scale 1:100
Scale Bar 1:1 @ A0
Drawn By CAD Filename 17.1105.DWG
Project No. D11764
Drawing No. 17.1105
Revision A

DEVELOPMENT APPLICATION



IMPORTANT NOTE:

- * FOR IMPACT BOLLARDS BOLTED DIRECTLY TO THE EXISTING CONCRETE SLAB AND CUTTING WORK FOR INSTALLATION OF NEW CAMERA/GATE LOOP/TRIGGER THE CONTRACTOR TO ALLOW TO SCAN SLAB TO LOCATE REINFORCEMENT AND DEPTH OF EXISTING PT CABLES/REINFORCEMENT.
- * SCENTRE GROUND TO ALLOW FOR STRUCTURAL ENGINEERS CHECK SLAB REINFORCEMENT FOR EACH LOCATION.
- * ALL EXISTING FLOOR SURFACE TO BE REPAIRED AND BE IN GOOD ORDER FOR FINISHED JOB FOR NEW DRIVEWAY AND PARKING BAYS.
- * ALL EQUIPMENT TYPICAL SETOUT DIMENSIONS TO BE READ IN CONJUNCTION WITH DWG. 991720
- * FINAL SETOUT DETAILS BY TICKETLESS CONTRACTOR

Key Point

ALL DRUGS ARE TO BE CHECKED ON ONE WRITTEN DRUG ORDER ONLY TO BE USED HERE TO ALL SETS. (PHARMACY, PHYSICIAN, NURSING, SPECIALTY DRUGS) WITHIN COMMERCIAL AREA. AFTER ANY DISCREPANCY IN THE INJECTION, DO NOT CALL FOR DRUGS. CONTACT THE DRUGS DIVISION FOR ANY DISCREPANCY IN THE DRUGS. DRUGS ARE CONSIDERED AUTHENTICATED BY THE DRUGS DIVISION FOR ANY DISCREPANCY.


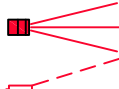










General Note

ALL DRUGS ARE TO BE CHECKED ON ONE WRITTEN DRUG ORDER ONLY TO BE USED HERE TO ALL SETS. (PHARMACY, PHYSICIAN, NURSING, SPECIALTY DRUGS) WITHIN COMMERCIAL AREA. AFTER ANY DISCREPANCY IN THE INJECTION, DO NOT CALL FOR DRUGS. CONTACT THE DRUGS DIVISION FOR ANY DISCREPANCY IN THE DRUGS. DRUGS ARE CONSIDERED AUTHENTICATED BY THE DRUGS DIVISION FOR ANY DISCREPANCY.




Scentre Design and Construction Pty Limited
85 Castlereagh Street, Sydney NSW 2000
Phone (02) 9358 7865 Fax (02) 9028 8500
GPO Box 4004 Sydney NSW 2001
ACN 005 267 255

Project No.	Drawing No.	Revision
D111764	17-1106	A



TICKETLESS PARKING LEGEND	
	NEW VARIABLE RATES BOARD (VRBI). PROVIDE POWER & DATA CABLES. REFER TO 991720(A) & MANUFACTURER SPECIFICATIONS FOR DETAILS.
	NEW CAMERA IN WATERPROOF PROTECTION STEEL ENCLOSURE TOWER NEW CAMERA IN CEILING MOUNTED ENCLOSURE NEW CCTV CAMERA
	NEW BARRIER LOOP REFER TO 991720(A) FOR DETAILS. MAXIMUM 20MM SAWCUT TBC BY CONTRACTORS ON SITE.
	NEW SPEED HUMP REFER DWD NO 991720(A) FOR DETAILS
	EXISTING ARROW
	EXISTING ARROW TO BE REMOVED
	NEW ARROW
	NEW BOOM GATE & BOLLARD TO NEW POSITION
	NEW COLUMN GATE
	NEW TRUCK INTERCOM NEW LIFE GATE
	EXISTING LINE MARKING TO BE REMOVED
	EXISTING LINE MARKING
	NEW LINE MARKING

ALL BOLLARDS TO BE GALVANIZED TYPE 'A' BOLLARDS REFER TO DRW 991709[F] FOR DETAILS AND 991720[A] FOR TYPICAL SETOUT DIMENSIONS.

-  A: NEW FULL HEIGHT STEEL BOLLARD (1200MM)
- A1: NEW 800MM HIGH OFFSET BOLLARD;
A2: NEW 1200MM HIGH OFFSET BOLLARD;
A3: NEW 450MM HIGH OFFSET BOLLARD
-  P1: NEW 450MM HIGH KNOCK DOWN BOLLARD;
P2: NEW 800MM HIGH KNOCK DOWN BOLLARD;
P3: NEW 1000MM HIGH KNOCK DOWN BOLLARD
-  T: PROPOSED 150X150 TREATED PINE POSTS
@1500 CTS MAX, HEIGHT 1200MM.

DASHED LINE INDICATES NEW REFLECTIVE
YELLOW PAINT TO CONCRETE KERBS EDGE.

*ALL NEW CONCRETE ISLANDS AT TICKETLESS ACCESS POINTS TO BE FULLY PAINTED IN YELLOW

IMPORTANT NOTE:

- * FOR IMPACT BOLLARDS BOLTED DIRECTLY TO THE EXISTING CONCRETE SLAB AND CUTTING WORK FOR INSTALLATION OF NEW CAMERA/GATE LOOP/TRIGGER THE CONTRACTOR TO ALLOW TO SCAN SLAB TO CONFIRM LOCATIONS AND DEPTH OF EXISTING PT CABLES/REINFORCEMENT.
 - * Scentre Group to allow for structural engineers check slab reinforcement for each location.
 - * All existing floor surface to be repaired and make good after demolished jobs for new driveway and parking bays.
 - * All equipment typic setout dimensions to be read in conjunction with DWG. 991720
- FINAL SETOUT DETAILS BY: TICKET155.CONTRACTOR

[illegible]

A	20/12/2024	JG	LC	ISSUE FOR DA
Row	Date	By	Chk	Description

Key Plan

ALL DIMENSIONS TO BE CHECKED ON SITE. WRITTEN DIMENSIONS ONLY TO BE USED. REFER TO ALL DETAIL DRAWINGS, STRUCTURAL, MECHANICAL & SERVICES DRAWINGS BEFORE COMMENCING WORK. REFER ANY DISCREPANCIES TO THE ARCHITECT. DO NOT SCALE FROM DRAWINGS.
COPYRIGHT OF THE DESIGN SHOWN HEREIN IS RETAINED BY SCENTRY DESIGN AND CONSTRUCTION.
WRITTEN AUTHORITY IS REQUIRED FOR ANY REPRODUCTION.

SCENTRE GROUP


Owner and Operator of **Westfield** in Australia and New Zealand

WARRINGAH

Scentre Design and Construction Pty Limited
85 Castlereagh Street, Sydney NSW 2000
Phone (02) 9358 7865 Fax (02) 9028 8500
GPO Box 4004 Sydney NSW 2001

STATE PARKING

STAFF PARKING
ACCESS NO. H
LEVEL 2

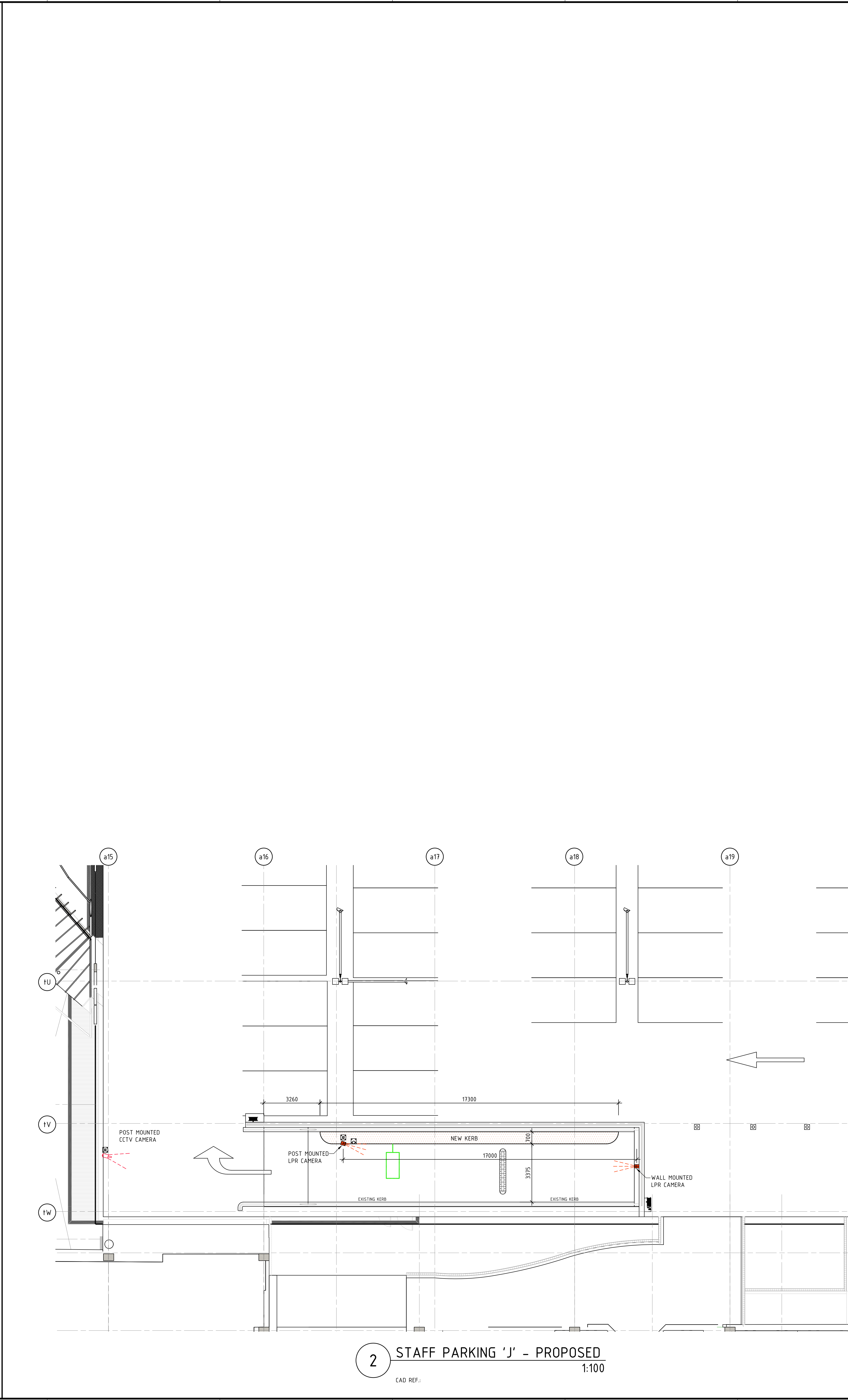
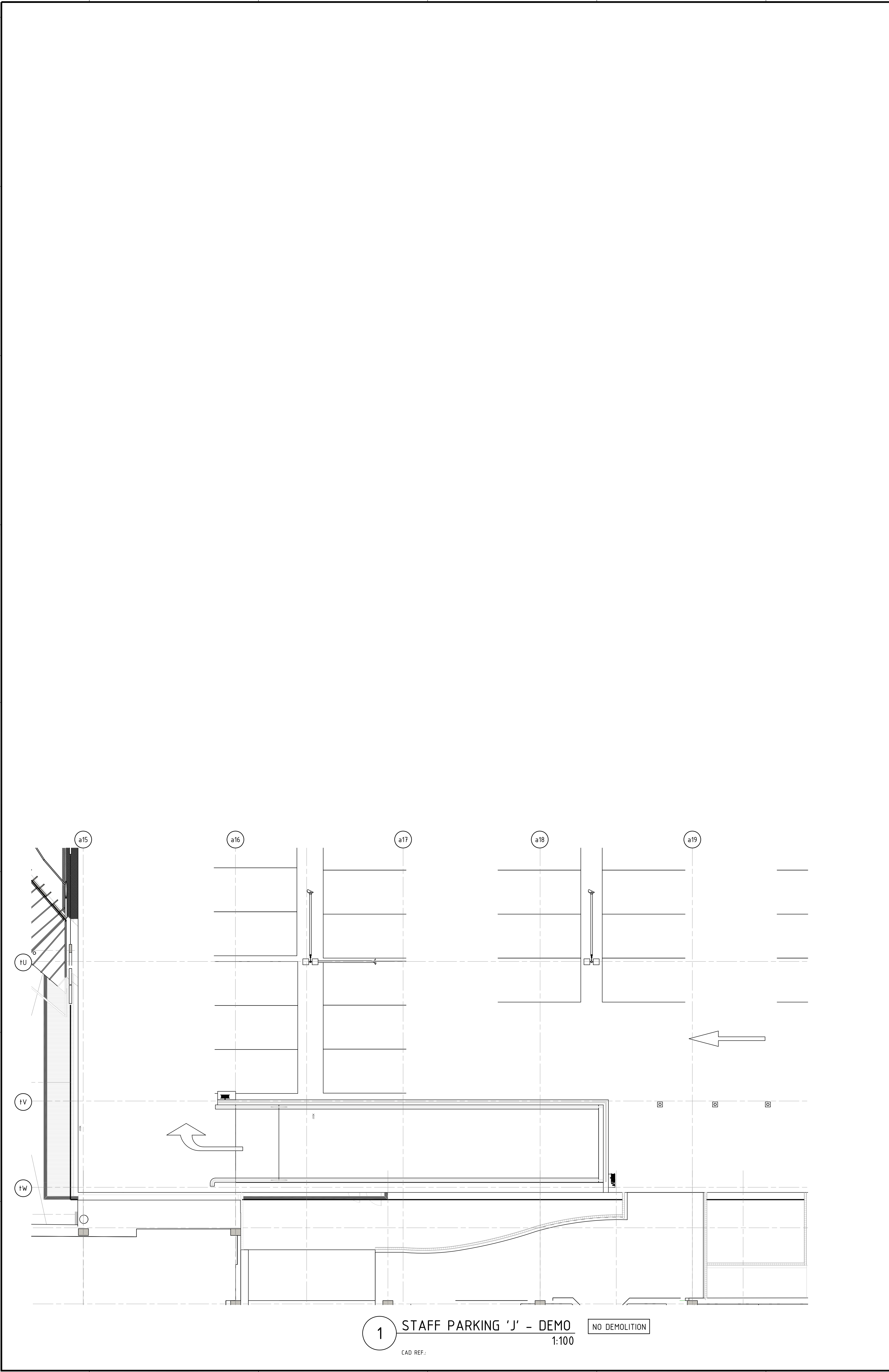
Drawing Scale 1:100 A0	Scale Bar 1:1 A0 
-------------------------------------	---

Drawn By	CAD Filename	Plot Date
	17.1107.DWG	####
Desig. No.	Drawn By	Plot Date

Project No.	Drawing No.	Revision
-------------	-------------	----------

D11764	17.1107	A
--------	----------------	---

DEVELOPMENT APPLICATION



TICKETLESS PARKING LEGEND

- NEW VARIABLE RATES BOARD (VRB). PROVIDE POWER & DATA CONDUITS. REFER TO 991720(A) & MANUFACTURER SPECIFICATIONS FOR DETAILS.
- NEW CAMERA IN WATERPROOF PROTECTION STEEL ENCLOSURE TOWER. NEW CAMERA IN CEILING MOUNTED ENCLOSURE. NEW CCTV CAMERA.
- NEW BARRIER LOOP REFER TO 991720(A) FOR DETAILS. MAXIMUM 20MM SAWCUT TOP BY CONTRACTORS ON SITE.
- NEW SPEED HUMP. REFER DRW NO 991720(A) FOR DETAILS.
- EXISTING ARROW. EXISTING ARROW TO BE REMOVED. NEW ARROW.
- NEW BOOM GATE & BOLLARD TO NEW POSITION. NEW COLUMN GATE. NEW TRUCK INTERCOM. NEW LITE GATE.
- EXISTING LINE MARKING TO BE REMOVED. EXISTING LINE MARKING. NEW LINE MARKING.

ALL BOLLARDS TO BE GALVANIZED TYPE 'A' BOLLARDS REFER TO DRW 991701 FOR DETAILS AND 991701(A) FOR TYPICAL SETOUT DIMENSIONS.

- A: NEW FULL HEIGHT STEEL BOLLARD (1200MM).
- A1: NEW 800MM HIGH OFFSET BOLLARD.
- A2: NEW 1200MM HIGH OFFSET BOLLARD.
- A3: NEW 450MM HIGH OFFSET BOLLARD.
- P1: NEW 450MM HIGH KNOCK DOWN BOLLARD.
- P2: NEW 800MM HIGH KNOCK DOWN BOLLARD.
- P3: NEW 1000MM HIGH KNOCK DOWN BOLLARD.
- T: PROPOSED 150X150 TREATED PINE POSTS @1500 CTS MAX. HEIGHT 1200MM.

DASHED LINE INDICATES NEW REFLECTIVE YELLOW PAINT TO CONCRETE KERBS EDGE.

***ALL NEW CONCRETE ISLANDS AT TICKETLESS ACCESS POINTS TO BE FULLY PAINTED IN YELLOW.**

IMPORTANT NOTE:

- FOR IMPACT BOLLARDS BOLTED DIRECTLY TO THE EXISTING CONCRETE SLAB AND CUTTING WORK FOR INSTALLATION OF NEW CAMERA/GATE LOOP/TRIGGER THE CONTRACTOR TO ALLOW TO SCAN SLAB TO CONFIRM LOCATIONS AND DEPTH OF EXISTING PT CABLES/REINFORCEMENT.
- SCENTRE GROUP TO ALLOW FOR STRUCTURAL ENGINEERS CHECK SLAB REINFORCEMENT FOR EACH LOCATION.
- ALL EXISTING FLOOR SURFACE TO BE REPAIRED AND MAKE GOOD AFTER DEMOLISHED JOB FOR NEW DRIVEWAY AND PARKING BAYS.
- ALL EQUIPMENT TYPICAL SETOUT DIMENSIONS TO BE READ IN CONJUNCTION WITH DWG. 991720. FINAL SETOUT DETAILS BY TICKETLESS CONSTRUCTOR.

Rev	By	Chk	Description
A	20/12/2024	JAS	LC ISSUE FOR DA

Key Plan

General Note

ALL DIMENSIONS TO BE CHECKED ON SITE. METRIC DIMENSIONS ONLY TO BE USED. REFER TO ALL SETOUT DIMENSIONS AND TYPICAL DIMENSIONS. ALL DIMENSIONS SHOWN BEFORE CONSTRUCTION. THE CONTRACTOR SHALL BE RESPONSIBLE FOR THE DIMENSIONS OF THE DETAILS, AND THE CONTRACTOR SHALL BE RESPONSIBLE FOR THE DIMENSIONS OF THE DETAILS, AND THE CONTRACTOR SHALL BE RESPONSIBLE FOR THE DIMENSIONS OF THE DETAILS.

SCENTRE GROUP

Owner and Operator of **Westfield** in Australia and New Zealand

WARRINGAH

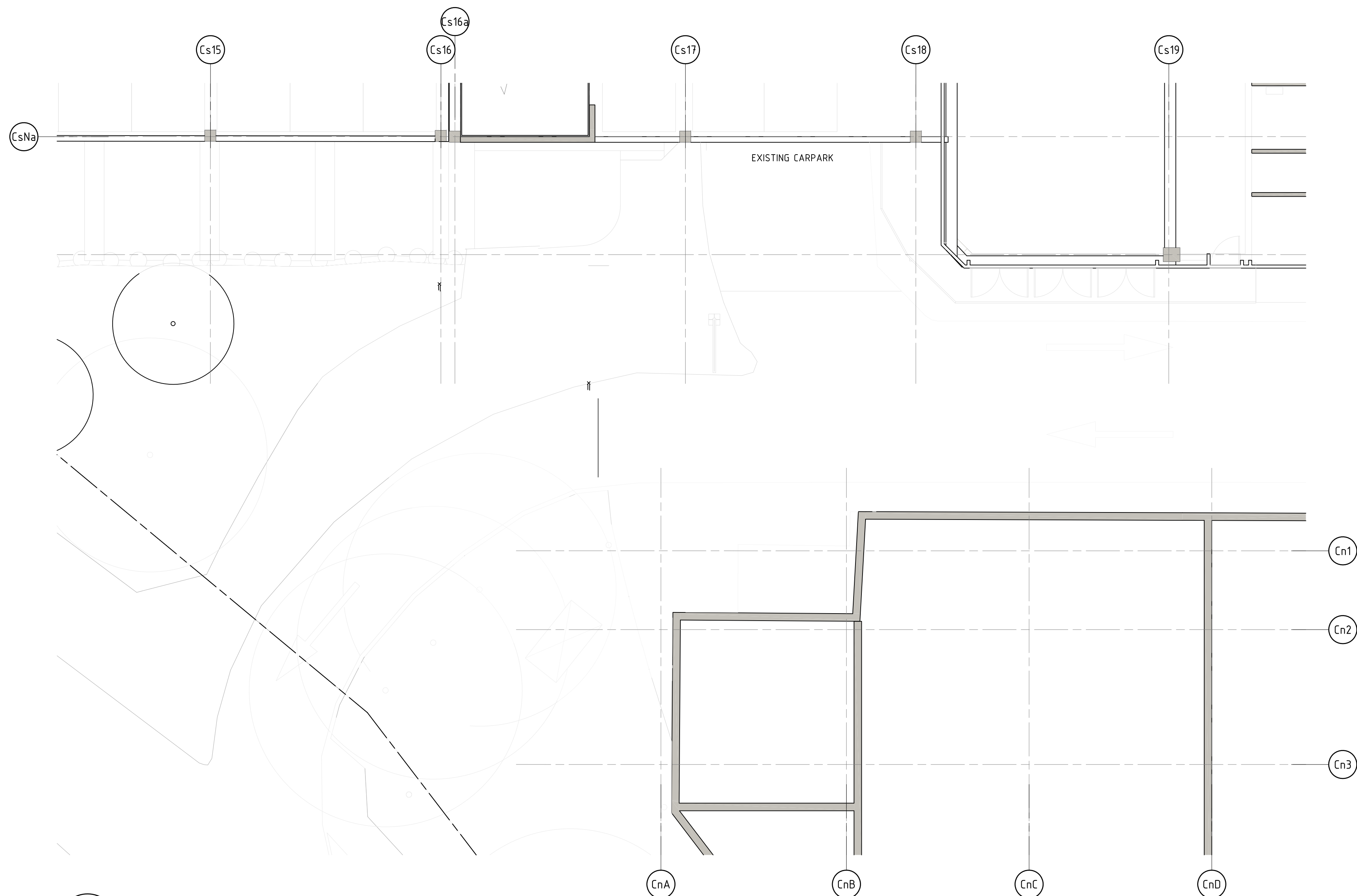
Scentre Design and Construction Pty Limited
85 Castlereagh Street, Sydney NSW 2000
Phone (02) 3558 7865 Fax (02) 9528 8500
GPO Box 4004 Sydney NSW 2001
ACN 090 287 265

STAFF PARKING ACCESS NO. J LEVEL 2

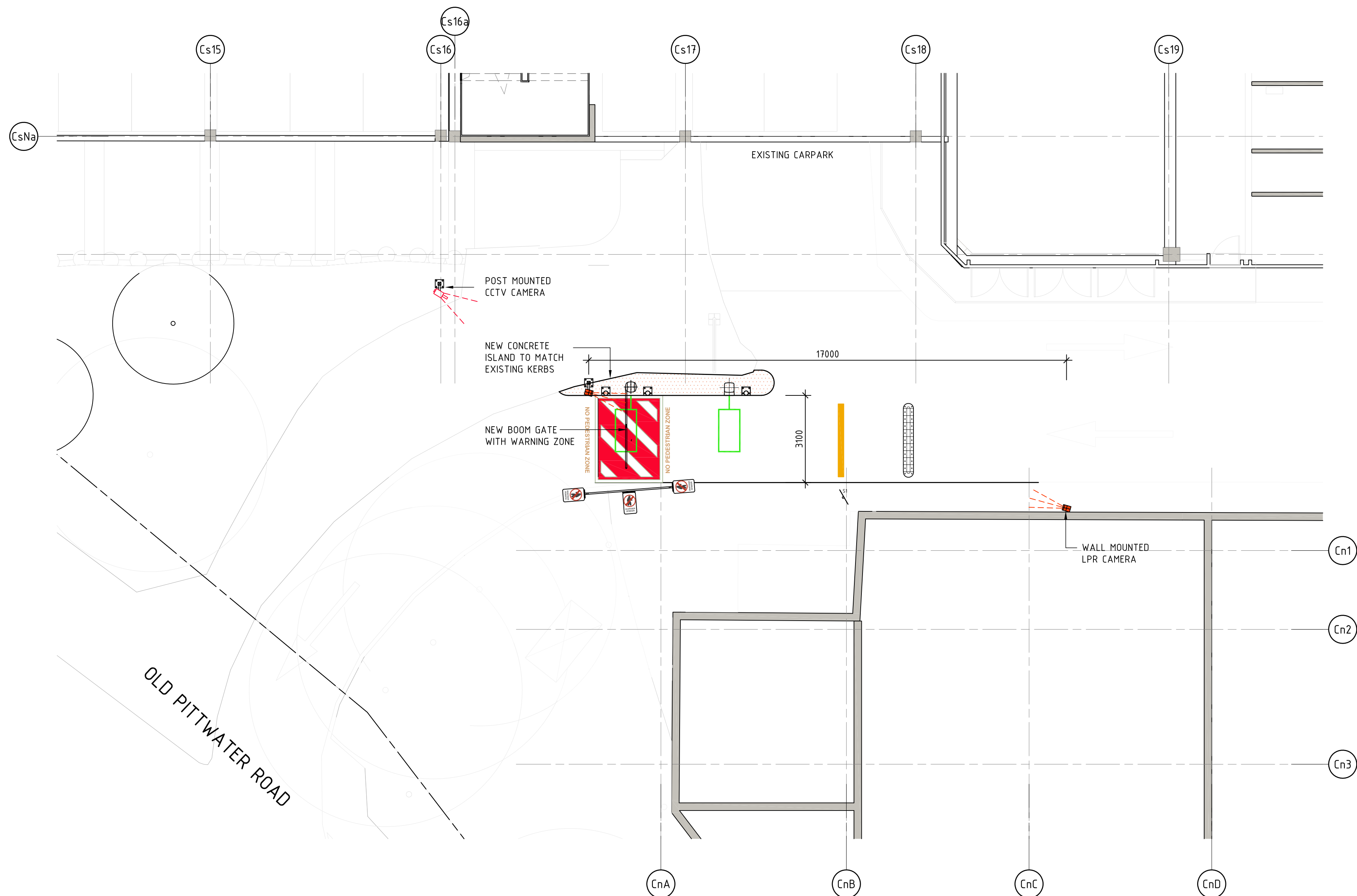
Drawing Scale: 1:100
Scale Bar 1:1 @ A0
CAD Filename: 17.1108.DWG
Project No.: D11764
Drawing No.: 17.1108
Revision: A

DEVELOPMENT APPLICATION

T:\WARRINGAH\DWG\WARRINGAH TICKETLESS PARKING\DWG\ARCHITECTURE\17.1108.DWG\MODELS\LEAD\CAD FILES\17.1108.DWG



1 ACCESS 13 - EXISTING
1:100
CAD REF.:



2 ACCESS 13 - PROPOSED
1:100
CAD REF.:

TICKETLESS PARKING LEGEND

- NEW VARIABLE RATES BOARD (VRB). PROVIDE POWER & DATA CONDUITS. REFER TO 991720(A) & MANUFACTURER SPECIFICATIONS FOR DETAILS.
- NEW CAMERA IN WATERPROOF PROTECTION STEEL ENCLOSURE TOWER. NEW CAMERA IN CEILING MOUNTED ENCLOSURE. NEW CCTV CAMERA.
- NEW BARRIER LOOP REFER TO 991720(A) FOR DETAILS. MAXIMUM 20MM SAWCUT TBC BY CONTRACTORS ON SITE.
- NEW SPEED HUMP. REFER DRW NO 991720(A) FOR DETAILS.
- EXISTING ARROW.
- EXISTING ARROW TO BE REMOVED.
- NEW ARROW.
- NEW BOOM GATE & BOLLARD TO NEW POSITION.
- NEW COLUMN GATE.
- NEW TRUCK INTERCOM.
- NEW LITE GATE.
- EXISTING LINE MARKING TO BE REMOVED.
- EXISTING LINE MARKING.
- NEW LINE MARKING.

- ALL BOLLARDS TO BE GALVANIZED TYPE 'A' BOLLARDS REFER TO DRW 991720(E) FOR DETAILS AND 991720(A) FOR TYPICAL SETOUT DIMENSIONS.
 - A: NEW FULL HEIGHT STEEL BOLLARD (1200MM).
 - A1: NEW 800MM HIGH OFFSET BOLLARD.
 - A2: NEW 1200MM HIGH OFFSET BOLLARD.
 - A3: NEW 450MM HIGH OFFSET BOLLARD.
 - P1: NEW 450MM HIGH KNOCK DOWN BOLLARD.
 - P2: NEW 800MM HIGH KNOCK DOWN BOLLARD.
 - P3: NEW 1000MM HIGH KNOCK DOWN BOLLARD.
 - T: PROPOSED 150X150 TREATED PINE POSTS @1500 CTS MAX. HEIGHT 1200MM.
 - DASHED LINE INDICATES NEW REFLECTIVE YELLOW PAINT TO CONCRETE KERBS EDGE.
 - ALL NEW CONCRETE ISLANDS AT TICKETLESS ACCESS POINTS TO BE FULLY PAINTED IN YELLOW.
- IMPORTANT NOTE:**
- FOR IMPACT BOLLARDS BOLTED DIRECTLY TO THE EXISTING CONCRETE SLAB AND CUTTING WORK FOR INSTALLATION OF NEW CAMERA/GATE LOOP/TRIGGER THE CONTRACTOR TO ALLOW TO SCAN SLAB TO CONFIRM LOCATIONS AND DEPTH OF EXISTING PT CABLES/REINFORCEMENT.
 - SCENTRE GROUP TO ALLOW FOR STRUCTURAL ENGINEERS CHECK SLAB REINFORCEMENT FOR EACH LOCATION.
 - ALL EXISTING FLOOR SURFACE TO BE REPAIRED AND MAKE GOOD AFTER DEMOLISHED JOB FOR NEW DRIVEWAY AND PARKING BAYS.
 - ALL EQUIPMENT TYPICAL SETOUT DIMENSIONS TO BE READ IN CONJUNCTION WITH DWG. 991720 FINAL SETOUT DETAILS BY TICKETLESS CONSTRUCTOR.

A 20/12/2024 JG LC ISSUE FOR DA

Rev Date By Cn Description

Key Plan

General Note:
ALL DIMENSIONS TO BE CHECKED ON SITE. WHERE DIMENSIONS ONLY TO BE USED, REFER TO ALL DETAILS.
ALL DIMENSIONS TO BE CHECKED ON SITE. WHERE DIMENSIONS ONLY TO BE USED, REFER TO ALL DETAILS.
CONTRACTOR TO BE RESPONSIBLE FOR OBTAINING ALL NECESSARY PERMITS AND APPROVALS PRIOR TO COMMENCEMENT OF WORK.
CONTRACTOR TO BE RESPONSIBLE FOR OBTAINING ALL NECESSARY PERMITS AND APPROVALS PRIOR TO COMMENCEMENT OF WORK.
CONTRACTOR TO BE RESPONSIBLE FOR OBTAINING ALL NECESSARY PERMITS AND APPROVALS PRIOR TO COMMENCEMENT OF WORK.

SCENTRE GROUP
Owner and Operator of Westfield in Australia and New Zealand

WARRINGAH

Scentre Design and Construction Pty Limited
85 Castlereagh Street, Sydney NSW 2000
Phone (02) 9358 7865 Fax (02) 9028 8500
GPO Box 4804 Sydney NSW 2001
ACN 600 267 265

Title

TICKETLESS ACCESS
NO. 13
LEVEL 1M

Drawing Scale: 1:100 @ A0
Scale Bar 1:1 @ A0
0 10 20 30 40 50
Drawn By CAD Filename 17.1013.DWG Plot Date ###

Project No. Drawing No. Revision

D11764 17.1013 A