

A

TREES

Individual trees located on plan.

A1
A2

COMMON NAME	SPECIES	HEIGHT
SPOTTED GUM	Eucalyptus maculata	45m max
COASTAL BANKSIA	Banksia integrifolia	25m max

B

GROVE SCREENING

A variety of species of plants to be selected from the list below, subject to nursery availability. Grove of trees forming feature screening areas.

COMMON NAME	SPECIES	HEIGHT
COASTAL BANKSIA	Banksia integrifolia	25m max
HICKORY WATTLE	Acacia implexa	15m max
MYRTLE WATTLE	Acacia myrtifolia	6m max
FOREST SHE-OAK	Allocasuarina torulosa	15m max
MAGENTA LILLY PILLI	Syzygium paniculatum	15m max

C

HEDGE SCREENING

A variety of up to 3 species of plants to be selected from the list below, subject to nursery availability. Boundary hedging trimmed to approx 3-4m in height

COMMON NAME	SPECIES	HEIGHT
ROUGH FRUIT PITTOSPORUM	Pittosporum revolutum	10m max
SMALL-LEAF LILLY PILLY	Syzygium smithii "Hedgemaster"	10m max
HEDGING LILLY PILLY	Syzygium australe	10m max
COASTAL WATTLE	Acacia longifolia	

D

LOW BORDER

A variety of plants to be selected from the list below, subject to nursery availability. Edging to front boundary and pathways

COMMON NAME	SPECIES
BLUE FLAX LILLY	Dianella caerulea
MATRUSH	Lomandra longifolia
NATIVE JASMINE	Pandorea pandorana
NATIVE POA GRASS	Poa affinis
NATIVE MINT BUSH	Prostanthera denticulata
NATIVE VERONICA	Veronica plebaeia
GRASS TREE	Xanthorrhoea arborea

H

GROUND SURFACES


L
ES
PATH
KW
RP

LAWN	Nara Zoysia (Native turf)
LAWN EDGING	Galvanised steel edge strip
NATIVE MULCH PATHWAY	Informal pathway of native mulch and stepping stones
KIDNEY WEED	Dichondra repens with stepping stones
RIVER PEBBLES	Washed river pebbles

TREES



COASTAL BANKSIA
Banksia Integrifolia



SMALL-LEAF
LILLY PILLY
Acmena Smithii



COASTAL WATTLE
Acacia Longifolia



SPOTTED GUM
Corymbia maculata

HEDGES



MAGENTA LILLY PILLY
Syzygium Paniculatum



ROUGH-LEAF
PITTOSPORUM
Pittosporum Revolutum



HEDGING LILLY PILLY
Syzygium Australe 'Bush
Christmas'

SHRUBS




SPINY MAT RUSH
Lomandra Longifolia



NATIVE JASMINE
Pandorea Pandorana


LOW PLANTING/GROUND COVER



NARA NATIVE TURF
Nara Zoysia




STEEL GARDEN EDGE
STRIP



WASHED RIVER
PEBBLES



KIDNEY WEED
Dichondra Repens



NATIVE MINT BUSH
Prostanthera Denticulata



GRASS TREE
Xanthorrhoea Arborea



POA GRASS
Poa Affinis



PAROO LILY
Dianella Caerulea



NATIVE VERONICA
Veronica Plebaeia

ISSUED FOR S4.55 APPLICATION

ISSUED FOR S4.55 APPLICATION
AMENDMENT
LEVEL 2 / 271 ALFRED STREET NORTH
NORTH SYDNEY NSW 2060
EMAIL: architects@mhdpc.com.au
TELEPHONE (02) 9955 5608
NSW NOMINATED ARCHITECT
MARK HURCUM - Reg. No. 5605
© Mark Hurcum Design Practice Pty Limited
ON TITLE BLOCK 2022-A

17/8/23
DATE
C
REVISION
This drawing is the copyright of Mark
Hurcum Design Practice Pty Limited and
may not be altered, reproduced or
transmitted in any form or by any means
in part or in whole without the written
permission of Mark Hurcum Design
Practice Pty Limited.

ALTERATIONS AND ADDITIONS
5 SURFVIEW ROAD MONA VALE

LANDSCAPE CONCEPT PLAN

2222

1:200 @ A3

A002 C

OCTOBER 2022

MHDP
ARCHITECTS

