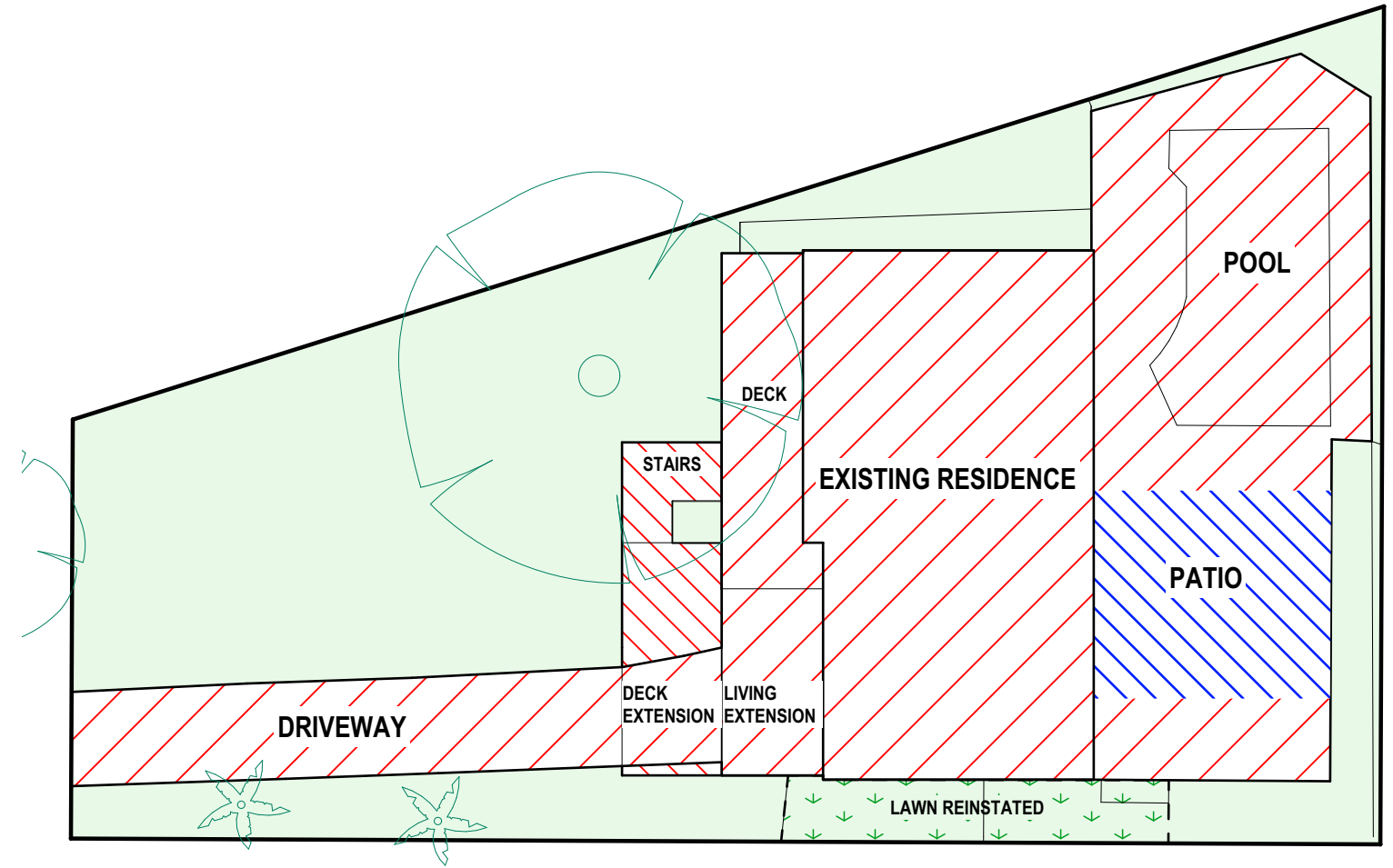








EXISTING LANDSCAPED AREA CALCULATIONS

1:200

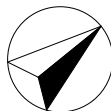


PROPOSED LANDSCAPED AREA CALCULATIONS

1:200

CALCULATIONS			
SITE AREA			696.7m ²
LANDSCAPE CONTROL		60%	418.02m ²
OUTDOOR RECREATIONAL AREA		6%	41.8m ²
EXISTING LANDSCAPED AREA		49.48%	344.73m ²
TOTAL PROPOSED LANDSCAPED AREA		50.07%	348.83m ²
EXISTING HARD SURFACE AREA			393.75m ²
NEW HARD SURFACE AREA			16.47m ²
LAWN REINSTATED			20.51m ²

TRUE NORTH:



NOTES (E & OE)

- All structures including stormwater & drainage to engineer's details.
- Do not obtain dimensions by scaling drawings.
- All dimensions are to be checked on site prior to starting work.
- These drawings are to be read in conjunction with all other consultant's drawings and specifications.
- All workmanship & materials shall be in accordance with the requirements of current editions including amendments of the National Construction Code, relevant Australian Standards & local council requirements.
- New materials are to be used throughout unless otherwise noted.
- Concrete footings, slab, structural beams or any other structural members are to be designed by a practicing engineer.

JJ Drafting

174 Garden St, North Narrabeen, NSW, 2101
PO Box 687, Dee Why, NSW, 2099
Mob. 0414 717 541
Email. jjdraft@tpg.com.au
www.jjdrafting.com.au

REV:	DATE:	DESCRIPTION:
A	12/02/2021	AMENDMENTS AND NOTATION
B	06/04/2021	WINDOW POSITION CHANGED

PROJECT DETAILS:
PROPOSED ALTERATIONS AND ADDITIONS
10 BERTANA CRESCENT WARRIEWOOD

DRAWING TITLE:
LANDSCAPED AREA CALCULATION PLAN

DATE:
DEC/20

JOB No:
860/20

DRAWN BY:
HF

CHECKED BY:
JJ

SCALE:
1:200 @ A3

DRAWING No:
DA.10