

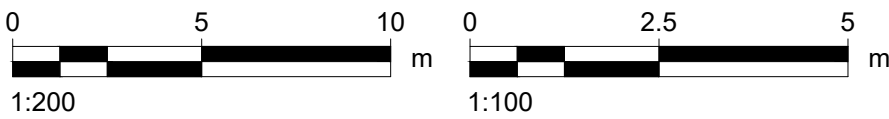
DEVELOPMENT PROPOSAL

ADDRESS: 171D BARRENJOEY RD, NEWPORT, NSW 2106.
WORK: ADDITIONS & ALTERNATIONS TO EXISTING DWELLING.
A.A: PROPOSED WORKS: NEW STUDIO OVER GARAGE.
D.P:28984 LOT: D.



NOTE: IMAGES ARE FOR VISUALISATION PURPOSES ONLY. REFER TO DRAWINGS FOR ACTUAL DETAILS.

GENERAL NOTES	
•BUILDER TO CONFIRM ALL LEVELS AND DIMENSIONS ON SITE BEFORE WORK BEGINS	
•ALL WORK TO BE IN ACCORDANCE WITH LOCAL AUTHORITIES REQUIREMENTS AND B.C.A. REQUIREMENTS.	
•CONNECT DPs TO EXISTING STORMWATER SYSTEM. ALL STRUCTURAL DETAILS TO ENGINEERS SPECIFICATIONS	



NOTE:
THIS DRAWING IS PROVIDED FOR INFORMATIONAL PURPOSES ONLY. IF USED FOR CONSTRUCTION, THE CONTRACTOR ASSUMES ALL RESPONSIBILITY FOR LOCAL CODE COMPLIANCE. ALL DRAWINGS, PLANS, SKETCHES ETC. ARE PROVIDED TO OUR CLIENTS BASED UPON INFORMATION PROVIDED BY THE CLIENT AND DRAWN IN ACCORDANCE WITH COMMON BUILDING PRACTICES AND LOCAL CODES. NONE OF THE EMPLOYEES OF DRAFTING HELP ARE REGISTERED ARCHITECTS, ENGINEERS OR LAND SURVEYORS. ALL DIMENSIONS AND SPECIFICATIONS SHOULD BE VERIFIED BY CLIENT AND/OR CONTRACTOR BEFORE ACTUAL CONSTRUCTION BEGINS. IF DIMENSIONS AND SPECIFICATIONS ARE NOT VERIFIED BY CLIENT AND/OR CONTRACTOR BEFORE ACTUAL CONSTRUCTION BEGINS DRAFTING HELP WILL BE HELD HARMLESS. DRAFTINGHELP ASSUMES NO LIABILITY FOR CHANGES AND/OR REVISIONS MADE TO PLANS BY CLIENT AND/OR CONTRACTOR.

BASIX®Certificate

Building Sustainability Index www.basix.nsw.gov.au

Alterations and Additions

Certificate number: A416681

This certificate confirms that the proposed development will meet the NSW government's requirements for sustainability, if it is built in accordance with the commitments set out below. Terms used in this certificate, or in the commitments, have the meaning given by the document entitled "BASIX Alterations and Additions Definitions" dated 06/10/2017 published by the Department. This document is available at www.basix.nsw.gov.au

Secretary
Date of issue: Thursday, 13, May 2021
To be valid, this certificate must be lodged within 3 months of the date of issue.



Description of project

Project address	
Project name	171D Barrenjoey Road Newport 2106
Street address	171D Barrenjoey Road Newport 2106
Local Government Area	Northern Beaches Council
Plan type and number	Deposited Plan 28984
Lot number	D
Section number	
Project type	
Dwelling type	Separate dwelling house
Type of alteration and addition	My renovation work is valued at \$50,000 or more, and does not include a pool (and/or spa).

Certificate Prepared by (please complete before submitting to Council or PCA)	
Name / Company Name:	LivSmart Solutions
ABN (if applicable):	40297950907

LOCATION

171D BARRENJOEY RD,
NEWPORT, NSW 2106.



ARCHITECTURAL DRAFTING
3D VISUALISATION
DEVELOPMENT APPLICATION
ASSISTANCE
COUNCIL COMPLIANT PLANS

LEGEND:

EXISTING BUILDING OUTLINE

PROPOSED WORK

General Notes

proudly supporting

bearcottage

THESE DRAWINGS ARE SUBJECT TO COPYRIGHT AND MAY NOT BE COPIED, USED OR REPRODUCED IN ANY WAY WITHOUT THE EXPRESS PERMISSION OF (DRAFTING HELP). ALL DIMENSIONS AND AREAS INDICATED ON DRAWINGS ARE APPROXIMATE ONLY AND ARE SUBJECT TO SURVEY CONFIRMATION. THE DESIGN IS SUBJECT TO SURVEY CONFIRMATION AND IS NOT INTENDED TO BE USED FOR CONSTRUCTION PURPOSES.

Project
ADDITIONS AND
ALTERATIONS

Date
12/05/2021

Scale
NTS

Sheet
CV

DP No.
28984

LOT No.
D

A

ISSUED FOR DA

XXXX

No.

Revision/Issue

Date

dhDRAFTING HELP

ARCHITECTURAL DRAFTING & DESIGN SERVICES

5/470 Sydney Rd
Balgowlah 2093 NSW
www.draftinghelp.com.au
02 87763474

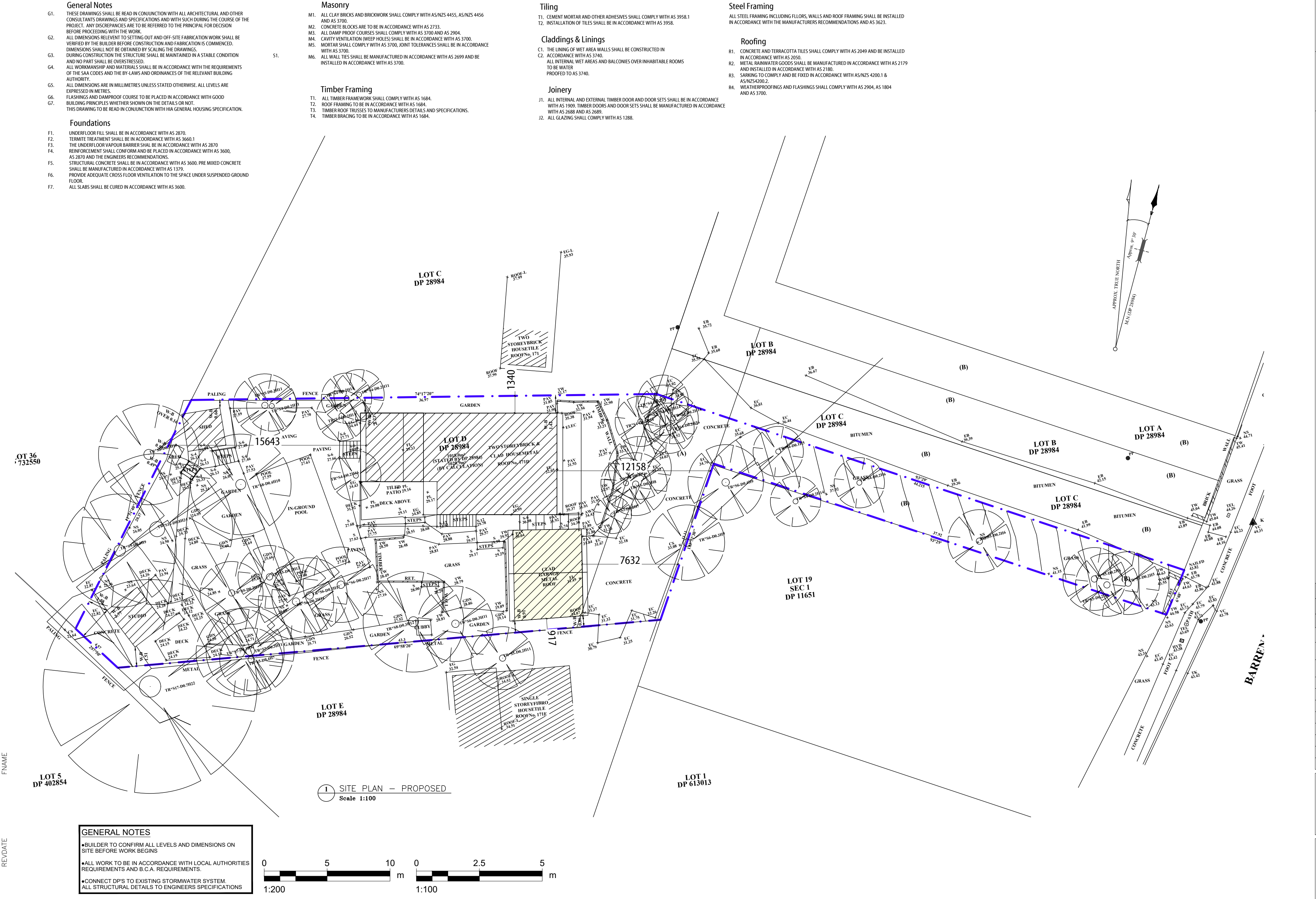
Project Name and Address

MICHAEL CLIFTON
171D BARRENJOEY RD
NEWPORT
NSW 2106

FINAME

REVDATE

USER



General Notes

- G1. THESE DRAWINGS SHALL BE READ IN CONJUNCTION WITH ALL ARCHITECTURAL AND OTHER CONSULTANTS DRAWINGS AND SPECIFICATIONS AND WITH SUCH DURING THE COURSE OF THE PROJECT. ANY DISCREPANCIES ARE TO BE REFERRED TO THE PRINCIPAL FOR DECISION BEFORE PROCEEDING WITH THE WORK.
- G2. ALL DIMENSIONS RELEVANT TO SETTING OUT AND OFF-SITE FABRICATION WORK SHALL BE VERIFIED BY THE BUILDER BEFORE CONSTRUCTION AND FABRICATION IS COMMENCED. DIMENSIONS SHALL NOT BE OBTAINED BY SCALING THE DRAWINGS.
- G3. DURING CONSTRUCTION THE STRUCTURE SHALL BE MAINTAINED IN A STABLE CONDITION AND NO PART SHALL BE OVERSTRESSED.
- G4. ALL WORKMANSHIP AND MATERIALS SHALL BE IN ACCORDANCE WITH THE REQUIREMENTS OF THE SAA CODES AND THE BY-LAWS AND ORDINANCES OF THE RELEVANT BUILDING AUTHORITY.
- G5. ALL DIMENSIONS ARE IN MILLIMETRES UNLESS STATED OTHERWISE. ALL LEVELS ARE EXPRESSED IN METRES.
- G6. FLASHINGS AND DAMPROOF COURSE TO BE PLACED IN ACCORDANCE WITH GOOD BUILDING PRINCIPLES WHETHER SHOWN ON THE DETAILS OR NOT.
- G7. THIS DRAWING TO BE READ IN CONJUNCTION WITH HIA GENERAL HOUSING SPECIFICATION.

Foundations

- F1. UNDERFLOOR FILL SHALL BE IN ACCORDANCE WITH AS 2870.
- F2. TERMITE TREATMENT SHALL BE IN ACCORDANCE WITH AS 3660.1
- F3. THE UNDERFLOOR VAPOUR BARRIER SHALL BE IN ACCORDANCE WITH AS 2870
- F4. REINFORCEMENT SHALL CONFORM AND BE PLACED IN ACCORDANCE WITH AS 3600, AS 2870 AND THE ENGINEERS RECOMMENDATIONS.
- F5. STRUCTURAL CONCRETE SHALL BE IN ACCORDANCE WITH AS 3600. PRE MIXED CONCRETE SHALL BE MANUFACTURED IN ACCORDANCE WITH AS 1379.
- F6. PROVIDE ADEQUATE CROSS FLOOR VENTILATION TO THE SPACE UNDER SUSPENDED GROUND FLOOR.
- F7. ALL SLABS SHALL BE CURED IN ACCORDANCE WITH AS 3600.

Masonry

- M1. ALL CLAY BRICKS AND BRICKWORK SHALL COMPLY WITH AS/NZS 4455, AS/NZS 4456 AND AS 3700.
- M2. CONCRETE BLOCKS ARE TO BE IN ACCORDANCE WITH AS 2733.
- M3. ALL DAMP PROOF COURSES SHALL COMPLY WITH AS 3700 AND AS 2904.
- M4. CAVITY VENTILATION WEEP HOLES SHALL BE IN ACCORDANCE WITH AS 3700.
- M5. MORTAR SHALL COMPLY WITH AS 3700, JOINT TOLERANCES SHALL BE IN ACCORDANCE WITH AS 3700.
- M6. ALL WALL TIES SHALL BE MANUFACTURED IN ACCORDANCE WITH AS 2699 AND BE INSTALLED IN ACCORDANCE WITH AS 3700.

Timber Framing

- T1. ALL TIMBER FRAMEWORK SHALL COMPLY WITH AS 1684.
- T2. ROOF FRAMING TO BE IN ACCORDANCE WITH AS 1684.
- T3. TIMBER ROOF TRUSSES TO MANUFACTURERS DETAILS AND SPECIFICATIONS.
- T4. TIMBER BRACING TO BE IN ACCORDANCE WITH AS 1684.

Tiling

- T1. CEMENT MORTAR AND OTHER ADHESIVES SHALL COMPLY WITH AS 3958.1
- T2. INSTALLATION OF TILES SHALL BE IN ACCORDANCE WITH AS 3958.

Claddings & Linings

- C1. THE LINING OF WET AREA WALLS SHALL BE CONSTRUCTED IN
- C2. ACCORDANCE WITH AS 3740.
- ALL INTERNAL WET AREAS AND BALCONIES OVER INHABITABLE ROOMS TO BE WATER PROOFED TO AS 3740.

Joinery

- J1. ALL INTERNAL AND EXTERNAL TIMBER DOOR AND DOOR SETS SHALL BE IN ACCORDANCE WITH AS 1909. TIMBER DOORS AND DOOR SETS SHALL BE MANUFACTURED IN ACCORDANCE WITH AS 2688 AND AS 2689.
- J2. ALL GLAZING SHALL COMPLY WITH AS 1288.

Steel Framing

ALL STEEL FRAMING INCLUDING FLOORS, WALLS AND ROOF FRAMING SHALL BE INSTALLED IN ACCORDANCE WITH THE MANUFACTURERS RECOMMENDATIONS AND AS 3623.

Roofing

- R1. CONCRETE AND TERRACOTTA TILES SHALL COMPLY WITH AS 2049 AND BE INSTALLED IN ACCORDANCE WITH AS 2050.
- R2. METAL RAINWATER GOODS SHALL BE MANUFACTURED IN ACCORDANCE WITH AS 2179 AND INSTALLED IN ACCORDANCE WITH AS 2180.
- R3. SARKING TO COMPLY AND BE FIXED IN ACCORDANCE WITH AS/NZS 4200.1 & AS/NZS 4200.2.
- R4. WEATHERPROOFINGS AND FLASHINGS SHALL COMPLY WITH AS 2904, AS 1804 AND AS 3700.

GENERAL NOTES

- BUILDER TO CONFIRM ALL LEVELS AND DIMENSIONS ON SITE BEFORE WORK BEGINS
- ALL WORK TO BE IN ACCORDANCE WITH LOCAL AUTHORITIES REQUIREMENTS AND B.C.A. REQUIREMENTS.
- CONNECT DP'S TO EXISTING STORMWATER SYSTEM. ALL STRUCTURAL DETAILS TO ENGINEERS SPECIFICATIONS

NOTE: THIS DRAWING IS PROVIDED FOR INFORMATIONAL PURPOSES ONLY. IF USED FOR CONSTRUCTION, THE CONTRACTOR ASSUMES ALL RESPONSIBILITY FOR LOCAL CODE COMPLIANCE. ALL DRAWINGS, PLANS, SKETCHES ETC. ARE PROVIDED TO OUR CLIENTS BASED UPON INFORMATION PROVIDED BY THE CLIENT AND DRAWN IN ACCORDANCE WITH COMMON BUILDING PRACTICES AND LOCAL CODES. NONE OF THE EMPLOYEES OF DRAFTING HELP ARE REGISTERED ARCHITECTS, ENGINEERS OR LAND SURVEYORS. ALL DIMENSIONS AND SPECIFICATIONS SHOULD BE VERIFIED BY CLIENT AND/OR CONTRACTOR BEFORE ACTUAL CONSTRUCTION BEGINS. IF DIMENSIONS AND SPECIFICATIONS ARE NOT VERIFIED BY CLIENT AND/OR CONTRACTOR BEFORE ACTUAL CONSTRUCTION BEGINS DRAFTING HELP WILL BE HELD HARMLESS. DRAFTINGHELP ASSUMES NO LIABILITY FOR CHANGES AND/OR REVISIONS MADE TO PLANS BY CLIENT AND/OR CONTRACTOR.

ARCHITECTURAL DRAFTING
3D VISUALISATION
DEVELOPMENT APPLICATION
ASSISTANCE
COUNCIL COMPLIANT PLANS

LEGEND:

EXISTING BUILDING OUTLINE

PROPOSED WORK

General Notes

proudly supporting bear cottage the children's hospital & women

THESE DRAWINGS ARE SUBJECT TO COPYRIGHT AND MAY NOT BE COPIED, USED OR REPRODUCED IN ANY WAY WITHOUT THE EXPRESS PERMISSION OF (DRAFTING HELP). ALL DIMENSIONS AND AREAS INDICATED ON DRAWINGS ARE APPROXIMATE ONLY AND ARE SUBJECT TO SURVEY CONFIRMATION. THE DESIGN IS SUBJECT AUTHORITY APPROVALS AND IS NOT INTENDED TO BE USED FOR CONSTRUCTION PURPOSES.

Project ADDITIONS AND ALTERATIONS	Sheet
Date 12/05/2021	SP
Scale 1:200	

DP No.	28984	
LOT No.	D	
A	ISSUED FOR DA	XXXX
No.	Revision/Issue	Date

dh DRAFTING HELP ARCHITECTURAL DRAFTING & DESIGN SERVICES 5/470 Sydney Rd Balgowlah, 2083 NSW www.draftinghelp.com.au 02 87763474

Project Name and Address
MICHAEL CLIFTON
171D BARRENJOEY RD
NEWPORT
NSW 2106

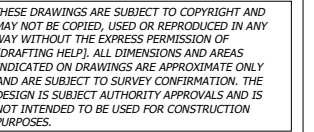


NOTE: THIS DRAWING IS PROVIDED FOR INFORMATIONAL PURPOSES ONLY. IF USED FOR CONSTRUCTION, THE CONTRACTOR ASSUMES ALL RESPONSIBILITY FOR LOCAL CODE COMPLIANCE. ALL DRAWINGS, PLANS, SKETCHES ETC. ARE PROVIDED TO OUR CLIENTS BASED UPON INFORMATION PROVIDED BY THE CLIENT AND DRAWN IN ACCORDANCE WITH COMMON BUILDING PRACTICES AND LOCAL CODES. NONE OF THE EMPLOYEES OF DRAFTING HELP ARE REGISTERED ARCHITECTS, ENGINEERS OR LAND SURVEYORS. ALL DIMENSIONS AND SPECIFICATIONS SHOULD BE VERIFIED BY CLIENT AND/OR CONTRACTOR BEFORE ACTUAL CONSTRUCTION BEGINS. IF DIMENSIONS AND SPECIFICATIONS ARE NOT VERIFIED BY CLIENT AND/OR CONTRACTOR BEFORE ACTUAL CONSTRUCTION BEGINS DRAFTING HELP WILL BE HELD HARMLESS. DRAFTINGHELP ASSUMES NO LIABILITY FOR CHANGES AND/OR REVISIONS MADE TO PLANS BY CLIENT AND/OR CONTRACTOR.

THESE DRAWINGS ARE SUBJECT TO COPYRIGHT AND MAY NOT BE COPIED, USED OR REPRODUCED IN ANY WAY WITHOUT THE EXPRESS PERMISSION OF (DRAFTING HELP). ALL DIMENSIONS AND AREAS INDICATED ON DRAWINGS ARE APPROXIMATE ONLY AND ARE SUBJECT TO SURVEY CONFIRMATION. THE DESIGN IS SUBJECT AUTHORITY APPROVALS AND IS NOT INTENDED TO BE USED FOR CONSTRUCTION PURPOSES.

A	ISSUED FOR DA	XX
No.	Revision/Issue	Da

Project Name and Address
MICHAEL CLIFTON
171D BARRENJOEY RD
NEWPORT
NSW 2106

LOT No. **D**

A	ISSUED FOR DA	XXXX
no.	Revision/Issue	Date

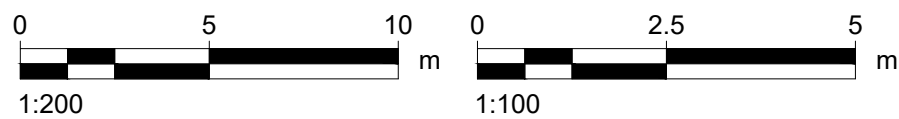
Project Name and Address

MICHAEL CLIFTON
171D BARRENJOEY RD
NEWPORT
NSW 2106

- BUILDER TO CONFIRM ALL LEVELS AND DIMENSIONS ON SITE BEFORE WORK BEGINS
- ALL WORK TO BE IN ACCORDANCE WITH LOCAL AUTHORITIES REQUIREMENTS AND B.C.A. REQUIREMENTS.
- CONNECT DP'S TO EXISTING STORMWATER SYSTEM. ALL STRUCTURAL DETAILS TO ENGINEERS SPECIFICATIONS

NOTE:
THIS DRAWING IS PROVIDED FOR INFORMATIONAL PURPOSES ONLY. IF USED FOR CONSTRUCTION, THE CONTRACTOR ASSUMES ALL RESPONSIBILITY FOR LOCAL CODE COMPLIANCE. ALL DRAWINGS, PLANS, SKETCHES ETC. ARE PROVIDED TO OUR CLIENTS BASED UPON INFORMATION PROVIDED BY THE CLIENT AND DRAWN IN ACCORDANCE WITH COMMON BUILDING PRACTICES AND LOCAL CODES. NONE OF THE EMPLOYEES OF DRAFTING HELP ARE REGISTERED ARCHITECTS, ENGINEERS OR LAND SURVEYORS. ALL DIMENSIONS AND SPECIFICATIONS SHOULD BE VERIFIED BY CLIENT AND/OR CONTRACTOR BEFORE ACTUAL CONSTRUCTION BEGINS. IF DIMENSIONS AND SPECIFICATIONS ARE NOT VERIFIED BY CLIENT AND/OR CONTRACTOR BEFORE ACTUAL CONSTRUCTION BEGINS DRAFTING HELP WILL BE HELD HARMLESS. DRAFTINGHELP ASSUMES NO LIABILITY FOR CHANGES AND/OR REVISIONS MADE TO PLANS BY CLIENT AND/OR CONTRACTOR.

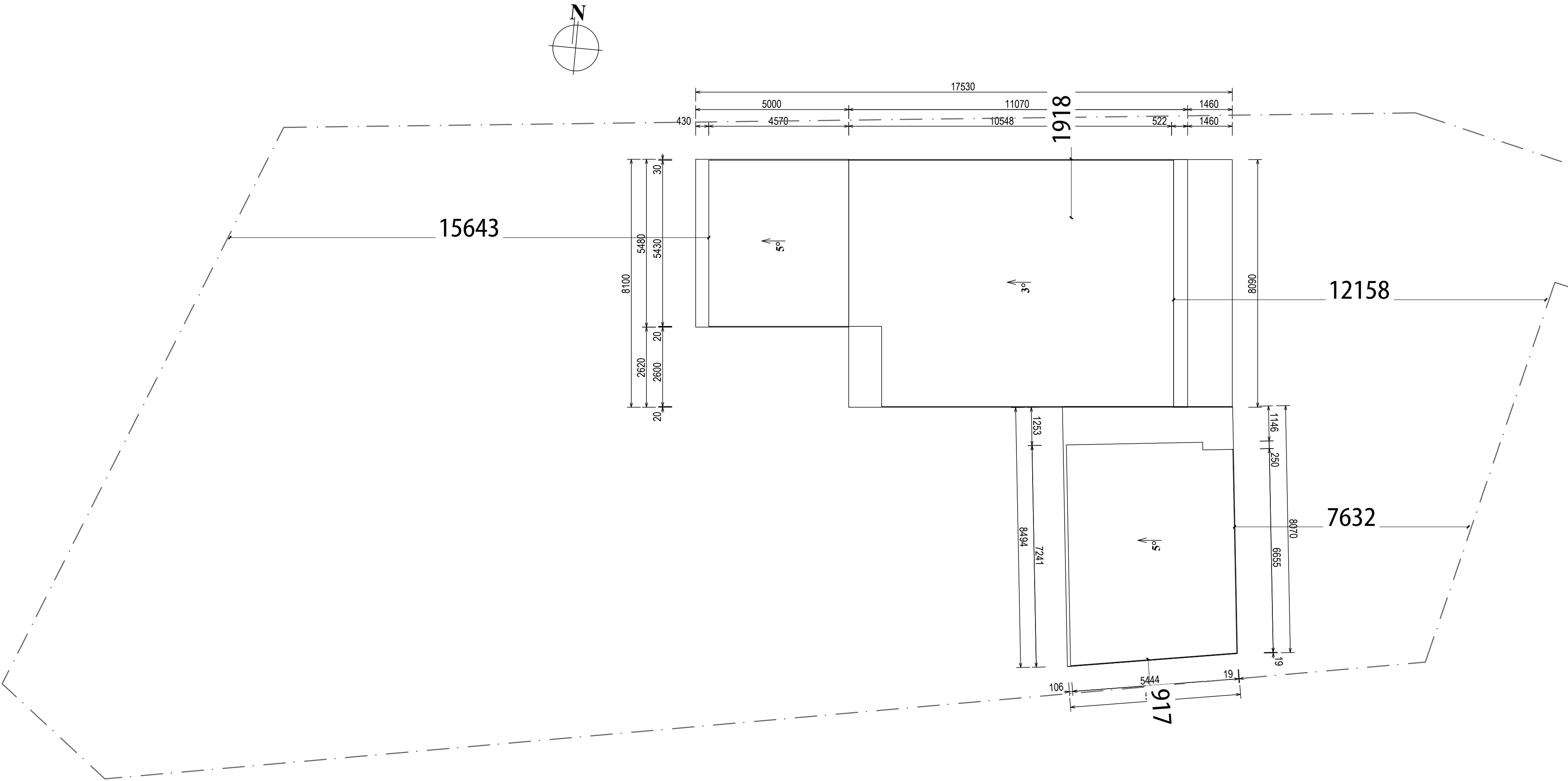
1 GROUND FLOORPLAN – EXISTING
Scale 1:100



FNAME

REVDATE

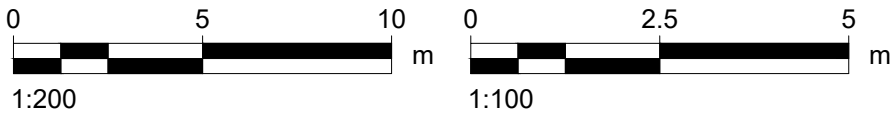
USER



1 ROOF PLAN – EXISTING
Scale 1:100

GENERAL NOTES

- BUILDER TO CONFIRM ALL LEVELS AND DIMENSIONS ON SITE BEFORE WORK BEGINS
- ALL WORK TO BE IN ACCORDANCE WITH LOCAL AUTHORITIES REQUIREMENTS AND S.C.A. REQUIREMENTS.
- CONNECT DP'S TO EXISTING STORMWATER SYSTEM. ALL STRUCTURAL DETAILS TO ENGINEERS SPECIFICATIONS



NOTE:
THIS DRAWING IS PROVIDED FOR INFORMATIONAL PURPOSES ONLY. IF USED FOR CONSTRUCTION, THE CONTRACTOR ASSUMES ALL RESPONSIBILITY FOR LOCAL CODE COMPLIANCE. ALL DRAWINGS, PLANS, SKETCHES ETC. ARE PROVIDED TO OUR CLIENTS BASED UPON INFORMATION PROVIDED BY THE CLIENT AND DRAWN IN ACCORDANCE WITH COMMON BUILDING PRACTICES AND LOCAL CODES. NONE OF THE EMPLOYEES OF DRAFTING HELP ARE REGISTERED ARCHITECTS, ENGINEERS OR LAND SURVEYORS. ALL DIMENSIONS AND SPECIFICATIONS SHOULD BE VERIFIED BY CLIENT AND/OR CONTRACTOR BEFORE ACTUAL CONSTRUCTION BEGINS. IF DIMENSIONS AND SPECIFICATIONS ARE NOT VERIFIED BY CLIENT AND/OR CONTRACTOR BEFORE ACTUAL CONSTRUCTION BEGINS DRAFTING HELP WILL BE HELD HARMLESS. DRAFTINGHELP ASSUMES NO LIABILITY FOR CHANGES AND/OR REVISIONS MADE TO PLANS BY CLIENT AND/OR CONTRACTOR.

ARCHITECTURAL DRAFTING
3D VISUALISATION
DEVELOPMENT APPLICATION
ASSISTANCE
COUNCIL COMPLIANT PLANS

LEGEND:
 EXISTING BUILDING OUTLINE
 PROPOSED WORK

General Notes

proudly supporting
bear cottage
in support of the children's hospital & research

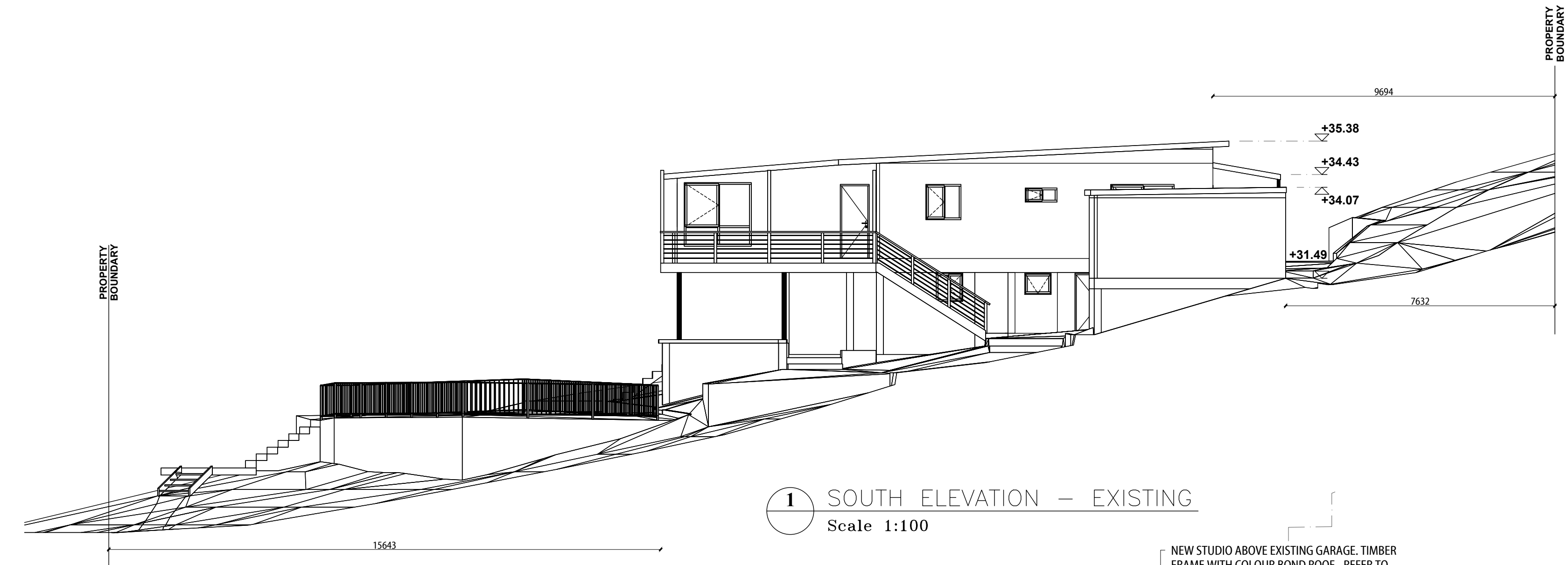
THESE DRAWINGS ARE SUBJECT TO COPYRIGHT AND MAY NOT BE COPIED, USED OR REPRODUCED IN ANY WAY WITHOUT THE EXPRESS PERMISSION OF DRAFTING HELP. ALL DIMENSIONS AND AREAS INDICATED ON DRAWINGS ARE APPROXIMATE ONLY AND ARE SUBJECT TO SURVEY CONFIRMATION. THE DESIGN IS SUBJECT AUTHORITY APPROVALS AND IS NOT INTENDED TO BE USED FOR CONSTRUCTION PURPOSES.

Project ADDITIONS AND ALTERATIONS	Sheet 3
Date 12/05/2021	
Scale 1:100	

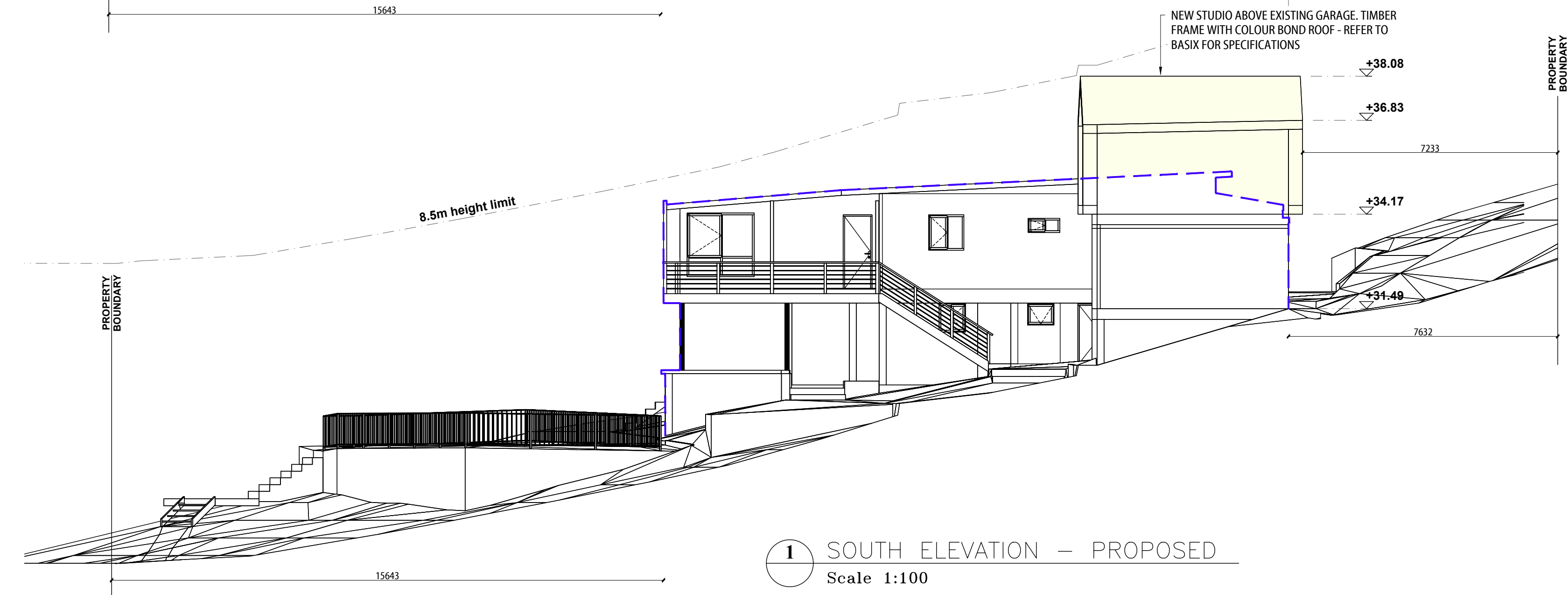
DP No.	28984	
LOT No.	D	
A	ISSUED FOR DA	XXXX
No.	Revision/Issue	Date

dh DRAFTING HELP
ARCHITECTURAL DRAFTING & DESIGN SERVICES
5/470 Sydney Rd
Balgownie NSW 2093
www.draftinghelp.com.au
02 87763474

Project Name and Address
**MICHAEL CLIFTON
171D BARRENJOEY RD
NEWPORT
NSW 2106**



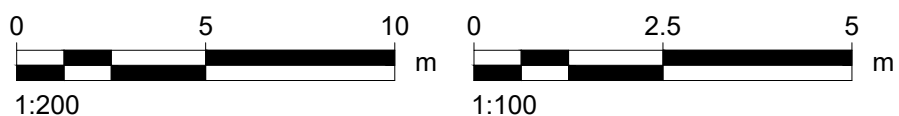
1 SOUTH ELEVATION — EXISTING
Scale 1:100



1 SOUTH ELEVATION — PROPOSED
Scale 1:100

GENERAL NOTES

- BUILDER TO CONFIRM ALL LEVELS AND DIMENSIONS ON SITE BEFORE WORK BEGINS
- ALL WORK TO BE IN ACCORDANCE WITH LOCAL AUTHORITIES REQUIREMENTS AND B.C.A. REQUIREMENTS.
- CONNECT DP'S TO EXISTING STORMWATER SYSTEM. ALL STRUCTURAL DETAILS TO ENGINEERS SPECIFICATIONS



LEGEND:

EXISTING BUILDING OUTLINE - - - - -

NOTE:
THIS DRAWING IS PROVIDED FOR INFORMATIONAL PURPOSES ONLY. IF USED FOR CONSTRUCTION, THE CONTRACTOR ASSUMES ALL RESPONSIBILITY FOR LOCAL CODE COMPLIANCE. ALL DRAWINGS, PLANS, SKETCHES ETC. ARE PROVIDED TO OUR CLIENTS BASED UPON INFORMATION PROVIDED BY THE CLIENT AND DRAWN IN ACCORDANCE WITH COMMON BUILDING PRACTICES AND LOCAL CODES. NONE OF THE EMPLOYEES OF DRAFTING HELP ARE REGISTERED ARCHITECTS, ENGINEERS OR LAND SURVEYORS. ALL DIMENSIONS AND SPECIFICATIONS SHOULD BE VERIFIED BY CLIENT AND/OR CONTRACTOR BEFORE ACTUAL CONSTRUCTION BEGINS. IF DIMENSIONS AND SPECIFICATIONS ARE NOT VERIFIED BY CLIENT AND/OR CONTRACTOR BEFORE ACTUAL CONSTRUCTION BEGINS DRAFTING HELP WILL BE HELD HARMLESS. DRAFTINGHELP ASSUMES NO LIABILITY FOR CHANGES AND/OR REVISIONS MADE TO PLANS BY CLIENT AND/OR CONTRACTOR.

ARCHITECTURAL DRAFTING
3D VISUALISATION
DEVELOPMENT APPLICATION
ASSISTANCE
COUNCIL COMPLIANT PLANS

LEGEND:
EXISTING BUILDING OUTLINE
PROPOSED WORK

General Notes



THESE DRAWINGS ARE SUBJECT TO COPYRIGHT AND MAY NOT BE COPIED, USED OR REPRODUCED IN ANY WAY WITHOUT THE EXPRESS PERMISSION OF DRAFTING HELP. ALL DIMENSIONS AND AREAS INDICATED ON DRAWINGS ARE APPROXIMATE ONLY AND ARE SUBJECT TO SURVEY CONFIRMATION. THE DESIGN IS SUBJECT AUTHORITY APPROVALS AND IS NOT INTENDED TO BE USED FOR CONSTRUCTION PURPOSES.

Project ADDITIONS AND ALTERATIONS	Sheet
Date 12/09/2021	4
Scale 1:100	

DP No. 28984

LOT No. D

A	ISSUED FOR DA	XXXX
No.	Revision/Issue	Date

dh DRAFTING HELP
ARCHITECTURAL DRAFTING & DESIGN SERVICES
51470 Sydney Rd
Balgowlah 2093 NSW
www.draftinghelp.com.au
02 87763474

Project Name and Address
MICHAEL CLIFTON
171D BARRENJOEY RD
NEWPORT
NSW 2106

ARCHITECTURAL DRAFTING
3D VISUALISATION
DEVELOPMENT APPLICATION
ASSISTANCE
COUNCIL COMPLIANT PLANS

LEGEND:

EXISTING BUILDING OUTLINE

PROPOSED WORK

General Notes

proudly supporting

bear cottage

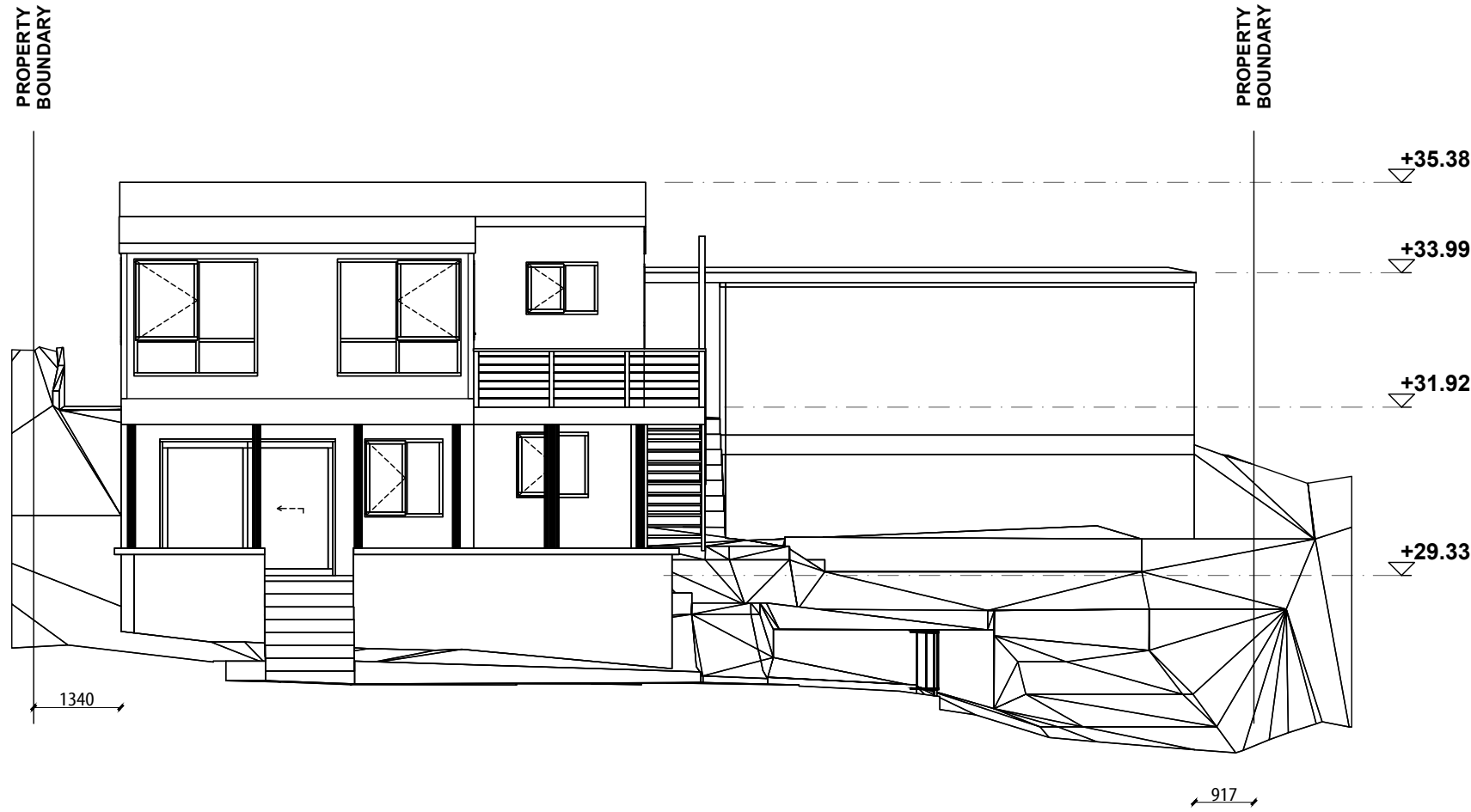
THESE DRAWINGS ARE SUBJECT TO COPYRIGHT AND MAY NOT BE COPIED, USED OR REPRODUCED IN ANY WAY WITHOUT THE EXPRESS PERMISSION OF (DRAFTING HELP). ALL DIMENSIONS AND AREAS INDICATED ON DRAWINGS ARE APPROXIMATE ONLY AND ARE SUBJECT TO SURVEY CONFIRMATION. THE DESIGN IS SUBJECT AUTHORITY APPROVALS AND IS NOT INTENDED TO BE USED FOR CONSTRUCTION PURPOSES.

Project ALTERATIONS, ADDITIONS AND DATE 12/05/2021 Scale 1:100	Sheet 5	
DP No. 28984		
LOT No. D		
A	ISSUED FOR DA	XXXX
No.	Revision/Issue	Date

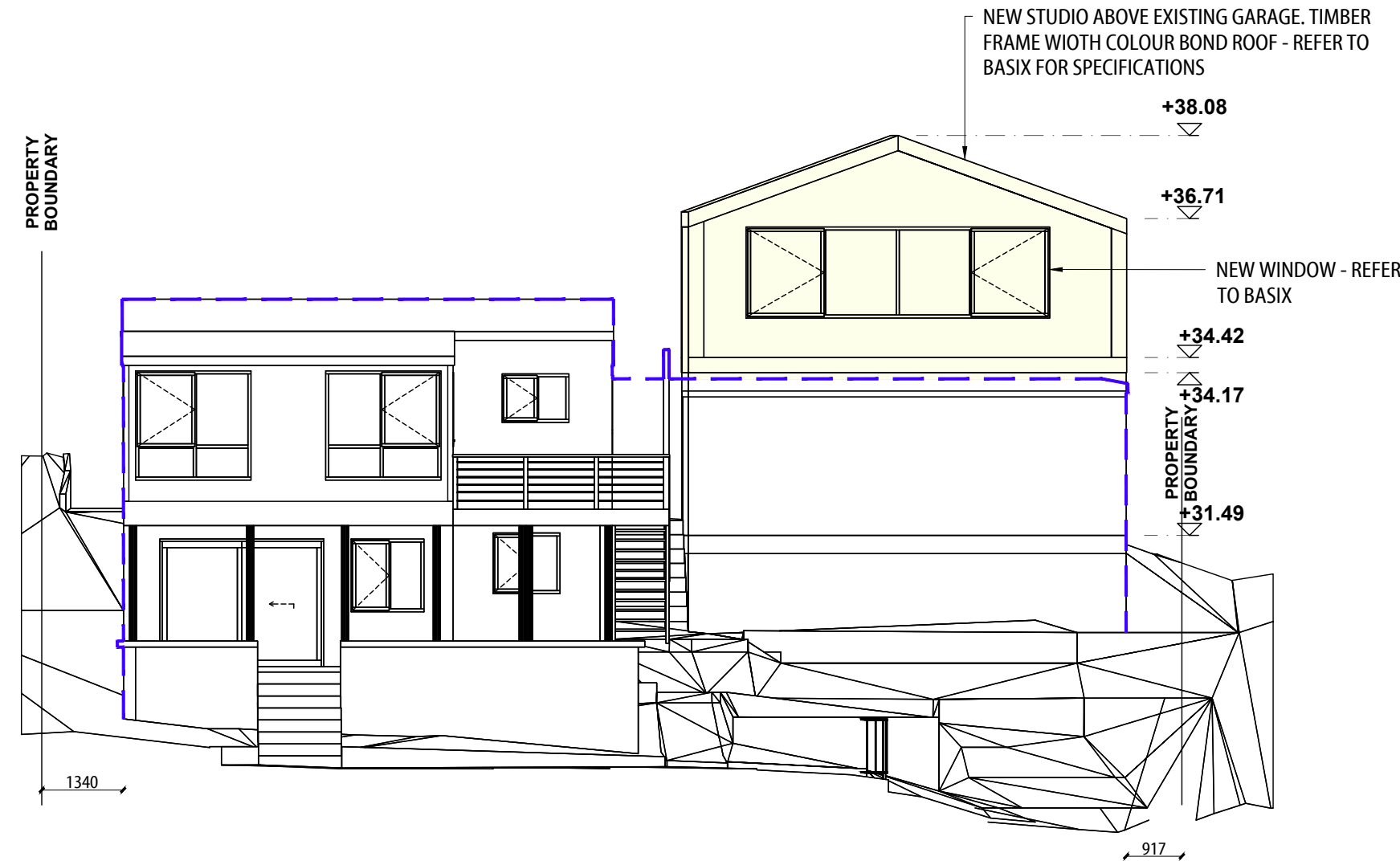
dh DRAFTING HELP

ARCHITECTURAL DRAFTING & DESIGN SERVICES
5/470 Sydney Rd
Balgowlah 2083 NSW
www.draftinghelp.com.au
02 87763474

Project Name and Address
MICHAEL CLIFTON
171D BARRENJOEY RD
NEWPORT
NSW 2106

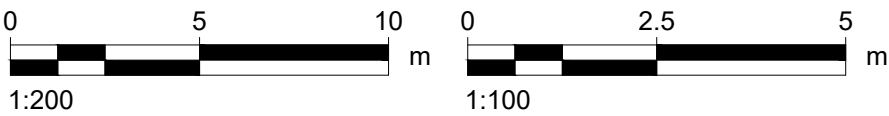


1 WEST ELEVATION – EXISTING
Scale 1:100



1 WEST ELEVATION – PROPOSED
Scale 1:100

- GENERAL NOTES
- BUILDER TO CONFIRM ALL LEVELS AND DIMENSIONS ON SITE BEFORE WORK BEGINS
 - ALL WORK TO BE IN ACCORDANCE WITH LOCAL AUTHORITIES REQUIREMENTS AND B.C.A. REQUIREMENTS.
 - CONNECT DP'S TO EXISTING STORMWATER SYSTEM. ALL STRUCTURAL DETAILS TO ENGINEERS SPECIFICATIONS



NOTE:
THIS DRAWING IS PROVIDED FOR INFORMATIONAL PURPOSES ONLY. IF USED FOR CONSTRUCTION, THE CONTRACTOR ASSUMES ALL RESPONSIBILITY FOR LOCAL CODE COMPLIANCE. ALL DRAWINGS, PLANS, SKETCHES ETC. ARE PROVIDED TO OUR CLIENTS BASED UPON INFORMATION PROVIDED BY THE CLIENT AND DRAWN IN ACCORDANCE WITH COMMON BUILDING PRACTICES AND LOCAL CODES. NONE OF THE EMPLOYEES OF DRAFTING HELP ARE REGISTERED ARCHITECTS, ENGINEERS OR LAND SURVEYORS. ALL DIMENSIONS AND SPECIFICATIONS SHOULD BE VERIFIED BY CLIENT AND/OR CONTRACTOR BEFORE ACTUAL CONSTRUCTION BEGINS. IF DIMENSIONS AND SPECIFICATIONS ARE NOT VERIFIED BY CLIENT AND/OR CONTRACTOR BEFORE ACTUAL CONSTRUCTION BEGINS DRAFTING HELP WILL BE HELD HARMLESS. DRAFTINGHELP ASSUMES NO LIABILITY FOR CHANGES AND/OR REVISIONS MADE TO PLANS BY CLIENT AND/OR CONTRACTOR.

LEGEND:

EXISTING BUILDING OUTLINE - - - -

FN/NAME

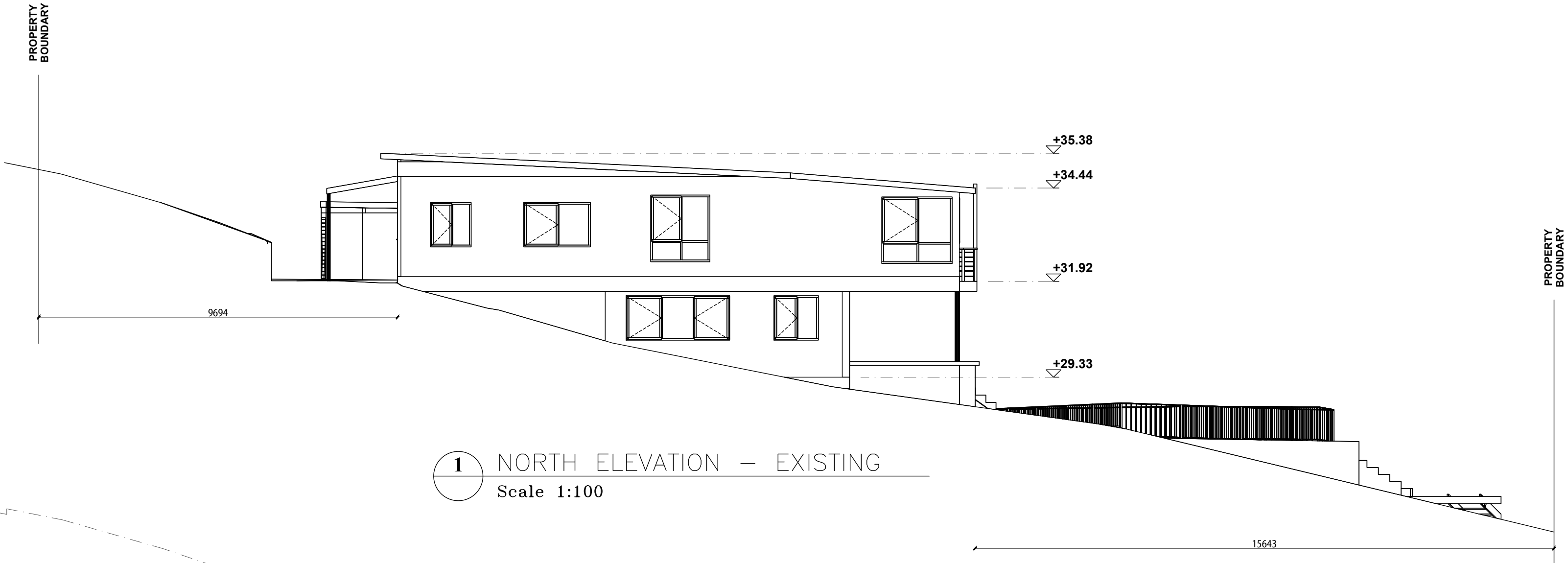
REV/DATE

USER

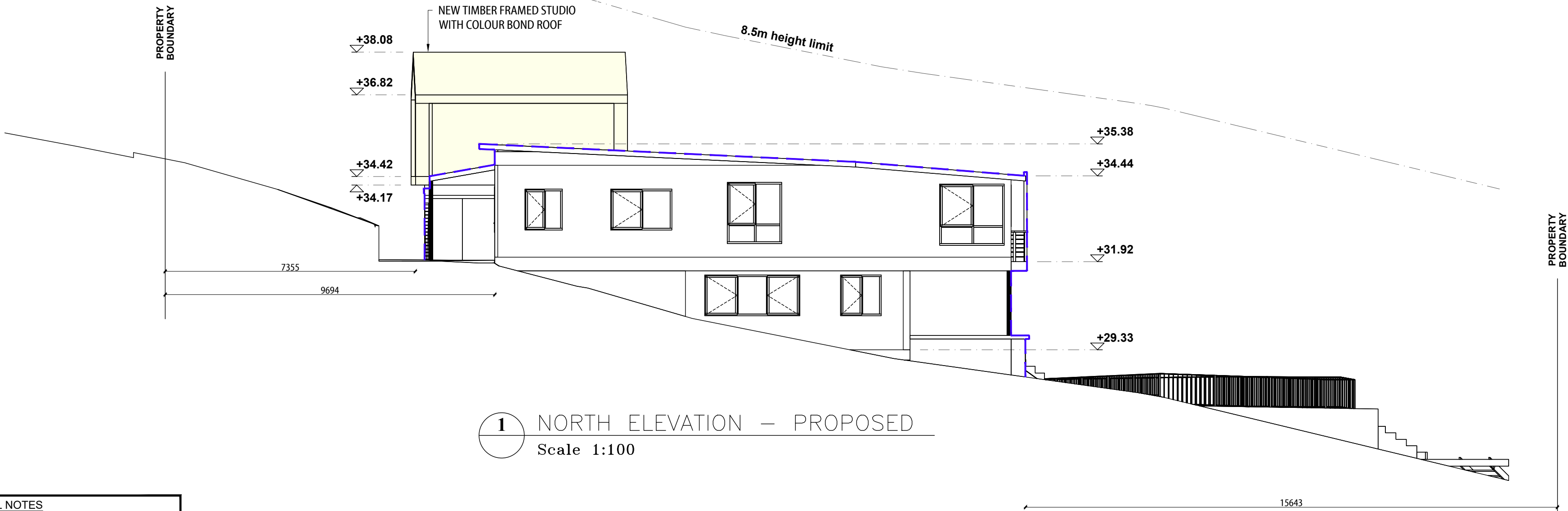
FNAME

REVDATE

USER



1 NORTH ELEVATION – EXISTING
Scale 1:100

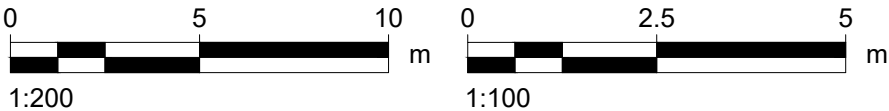


1 NORTH ELEVATION – PROPOSED
Scale 1:100

GENERAL NOTES

- BUILDER TO CONFIRM ALL LEVELS AND DIMENSIONS ON SITE BEFORE WORK BEGINS
- ALL WORK TO BE IN ACCORDANCE WITH LOCAL AUTHORITIES REQUIREMENTS AND B.C.A. REQUIREMENTS.
- CONNECT DPS TO EXISTING STORMWATER SYSTEM. ALL STRUCTURAL DETAILS TO ENGINEERS SPECIFICATIONS

NOTE:
THIS DRAWING IS PROVIDED FOR INFORMATIONAL PURPOSES ONLY. IF USED FOR CONSTRUCTION, THE CONTRACTOR ASSUMES ALL RESPONSIBILITY FOR LOCAL CODE COMPLIANCE. ALL DRAWINGS, PLANS, SKETCHES ETC. ARE PROVIDED TO OUR CLIENTS BASED UPON INFORMATION PROVIDED BY THE CLIENT AND DRAWN IN ACCORDANCE WITH COMMON BUILDING PRACTICES AND LOCAL CODES. NONE OF THE EMPLOYEES OF DRAFTING HELP ARE REGISTERED ARCHITECTS, ENGINEERS OR LAND SURVEYORS. ALL DIMENSIONS AND SPECIFICATIONS SHOULD BE VERIFIED BY CLIENT AND/OR CONTRACTOR BEFORE ACTUAL CONSTRUCTION BEGINS. IF DIMENSIONS AND SPECIFICATIONS ARE NOT VERIFIED BY CLIENT AND/OR CONTRACTOR BEFORE ACTUAL CONSTRUCTION BEGINS DRAFTING HELP WILL BE HELD HARMLESS. DRAFTINGHELP ASSUMES NO LIABILITY FOR CHANGES AND/OR REVISIONS MADE TO PLANS BY CLIENT AND/OR CONTRACTOR.



LEGEND:

EXISTING BUILDING OUTLINE

PROPOSED WORK

ARCHITECTURAL DRAFTING
3D VISUALISATION
DEVELOPMENT APPLICATION
ASSISTANCE
COUNCIL COMPLIANT PLANS

LEGEND:

EXISTING BUILDING OUTLINE

PROPOSED WORK

General Notes

proudly supporting bear cottage

THESE DRAWINGS ARE SUBJECT TO COPYRIGHT AND MAY NOT BE COPIED, USED OR REPRODUCED IN ANY WAY WITHOUT THE EXPRESS PERMISSION OF DRAFTING HELP. ALL DIMENSIONS AND AREAS INDICATED ON DRAWINGS ARE APPROXIMATE ONLY AND ARE SUBJECT TO SURVEY CONFIRMATION. THE DESIGN IS SUBJECT TO SURVEY CONFIRMATION AND IS NOT INTENDED TO BE USED FOR CONSTRUCTION PURPOSES.

Project ADDITIONS AND ALTERATIONS	Date	12/06/2021	Scale	1:100
DP No.	28984			
LOT No.	D			
A	ISSUED FOR DA	XXXX	No.	Revision/Issue
Date				

dh DRAFTING HELP

ARCHITECTURAL DRAFTING & DESIGN SERVICES

5/470 Sydney Rd
Balgowlah 2093 NSW
www.draftinghelp.com.au
02 97763474

Project Name and Address

MICHAEL CLIFTON
171D BARRENJOEY RD
NEWPORT
NSW 2106

NOTES:

PRELIMINARIES

All work to comply with the Building Code of Australia, current editions of the relevant Australian Standards, and industry codes of practice.

Select, store, handle and install proprietry products or systems in accordance with the published recommendations of the manufacturer or supplier.

Dimensions and Setout

Do not scale from drawings. Take figured dimensions in preference to scale. Verify all dimensions on site before commencing work. The site foreman shall be responsible for verifying all dimensions and levels prior to the commencement of the Works. In the event of discrepancies in the setout of the Works, the builder should refer to the Project Designer for clarification before proceeding.

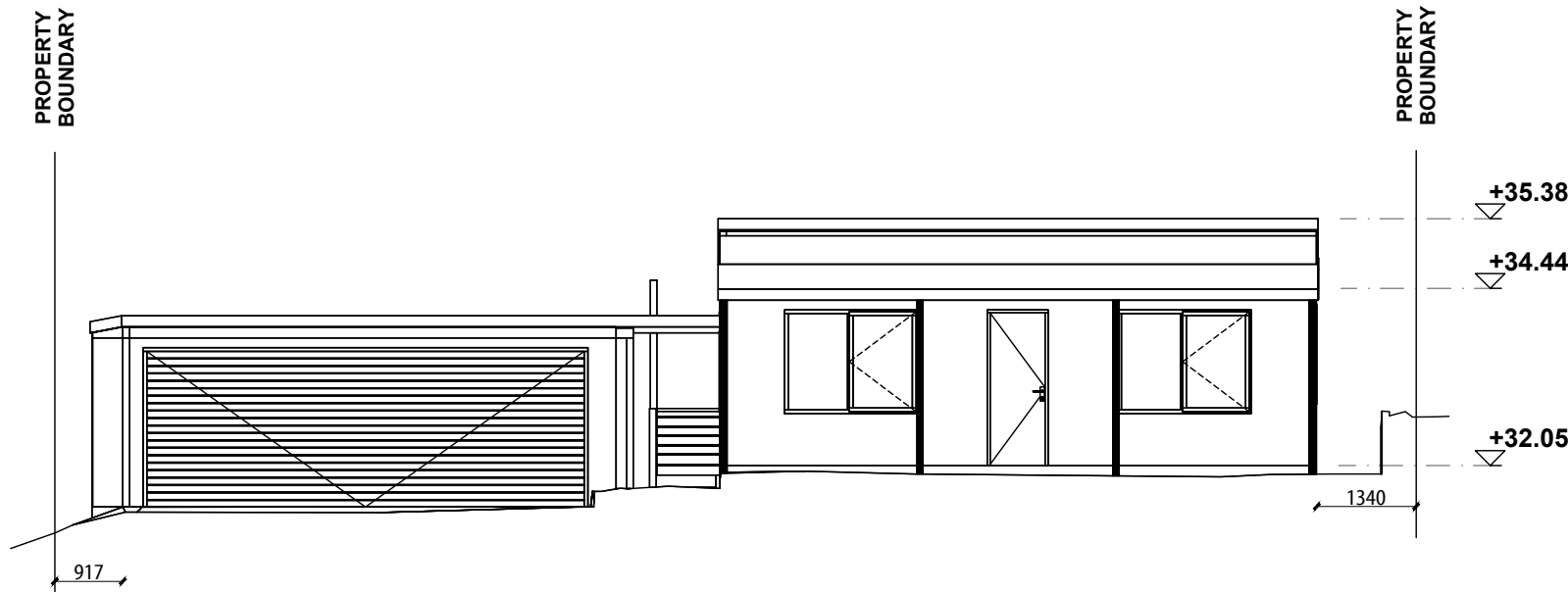
CONCRETE CONSTRUCTION

Concrete structures generally to AS3600.

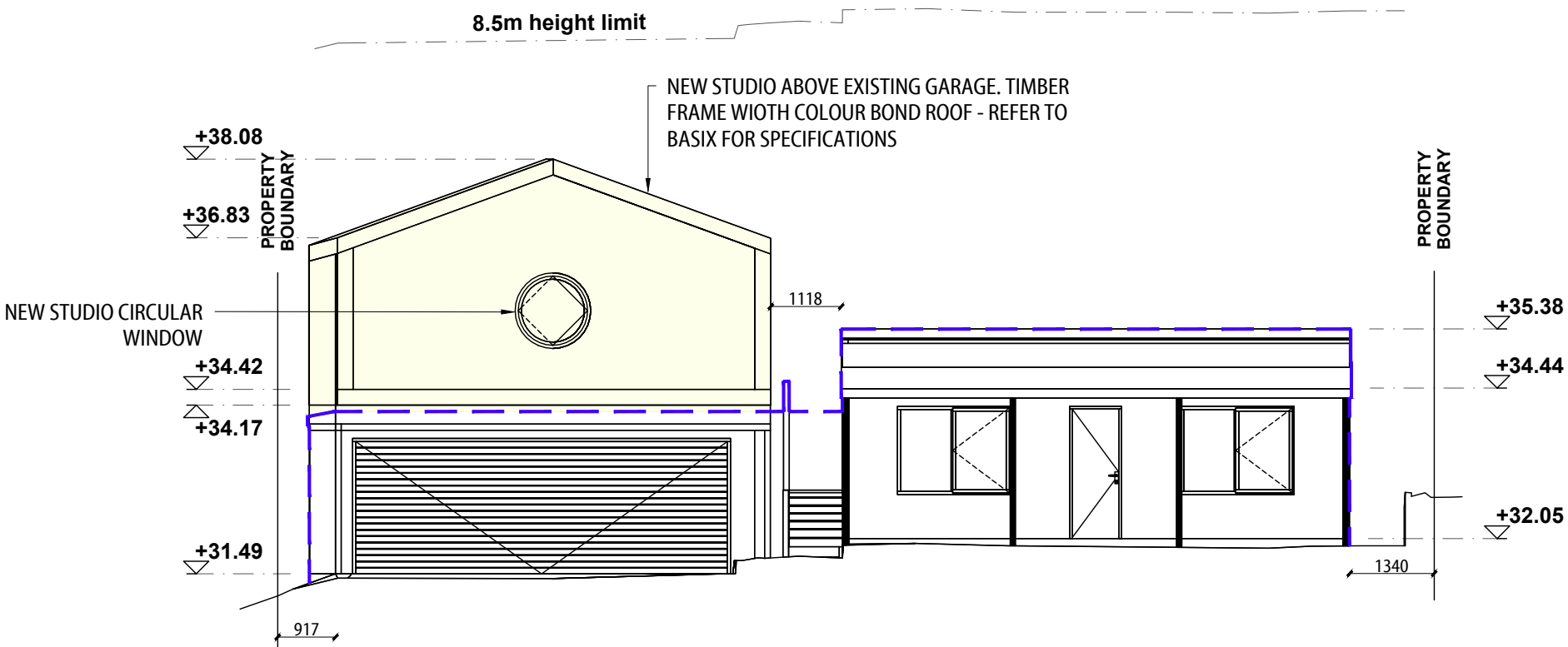
Ground slabs and footings to AS2870.

Ready-mixed concrete to AS1379.

All reinforcement to be in accordance with Engineer's drawings and specification. Place all concrete uniformly over the width of the slab to achieve a level face. Provide construction joints as required. Compaction, curing and formwork stripping to comply with Aust. Stds and codes of practice.



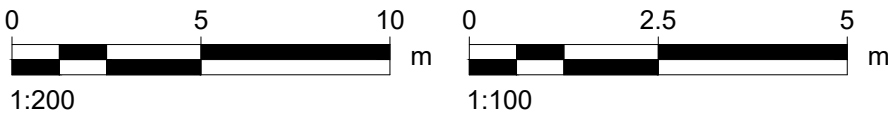
1 EAST ELEVATION – EXISTING
Scale 1:100



1 EAST ELEVATION – PROPOSED
Scale 1:100

GENERAL NOTES

- BUILDER TO CONFIRM ALL LEVELS AND DIMENSIONS ON SITE BEFORE WORK BEGINS
- ALL WORK TO BE IN ACCORDANCE WITH LOCAL AUTHORITIES REQUIREMENTS AND B.C.A. REQUIREMENTS.
- CONNECT D.P'S TO EXISTING STORMWATER SYSTEM. ALL STRUCTURAL DETAILS TO ENGINEERS SPECIFICATIONS



LEGEND:

EXISTING BUILDING OUTLINE

ARCHITECTURAL DRAFTING
3D VISUALISATION
DEVELOPMENT APPLICATION
ASSISTANCE
COUNCIL COMPLIANT PLANS

LEGEND:
EXISTING BUILDING OUTLINE
PROPOSED WORK

General Notes



THESE DRAWINGS ARE SUBJECT TO COPYRIGHT AND MAY NOT BE COPIED, USED OR REPRODUCED IN ANY WAY WITHOUT THE EXPRESS PERMISSION OF DRAFTING HELP. ALL DIMENSIONS AND AREAS INDICATED ON DRAWINGS ARE APPROXIMATE ONLY AND ARE SUBJECT TO SURVEY CONFIRMATION. THE DESIGN IS SUBJECT AUTHORITY APPROVALS AND IS NOT INTENDED TO BE USED FOR CONSTRUCTION PURPOSES.

Project ADDITIONS AND ALTERATIONS	Sheet
Date 12/05/2021	7
Scale 1:100	

DP No. 28984

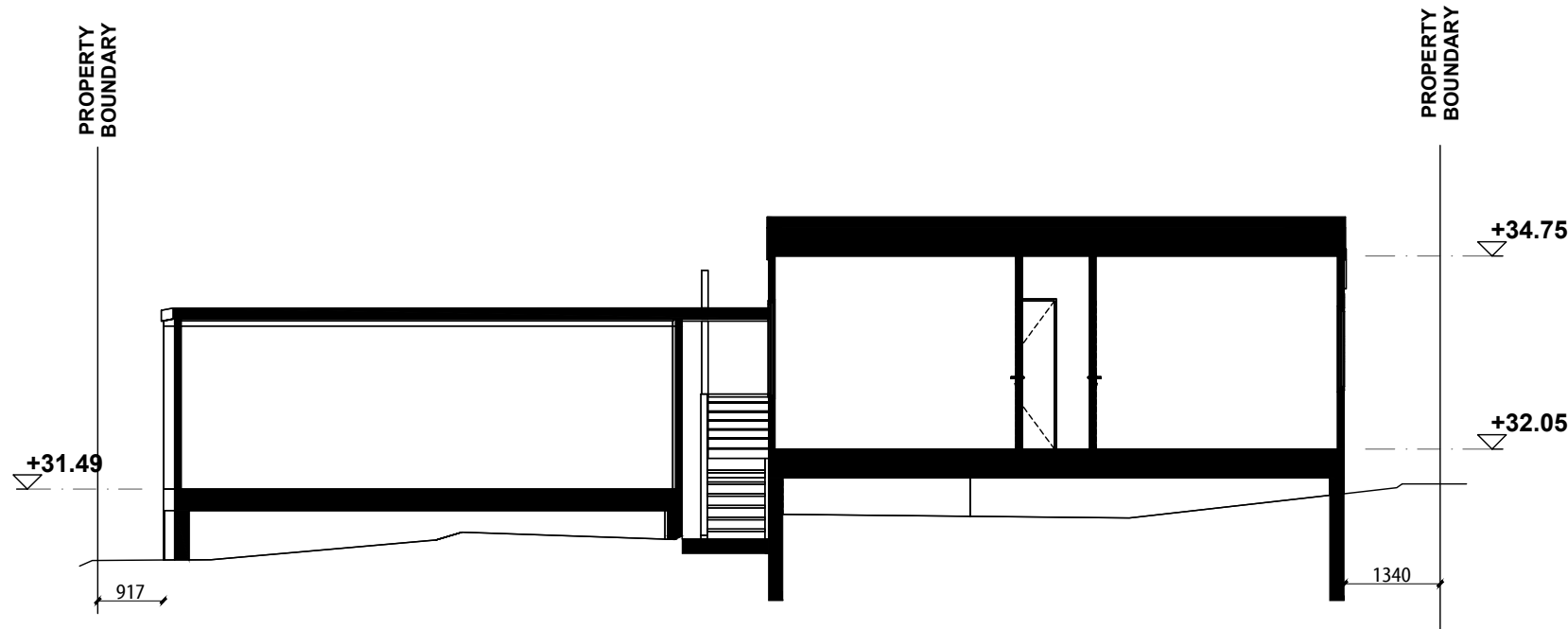
LOT No. D

A	ISSUED FOR DA	XXXX
No.	Revision/Issue	Date

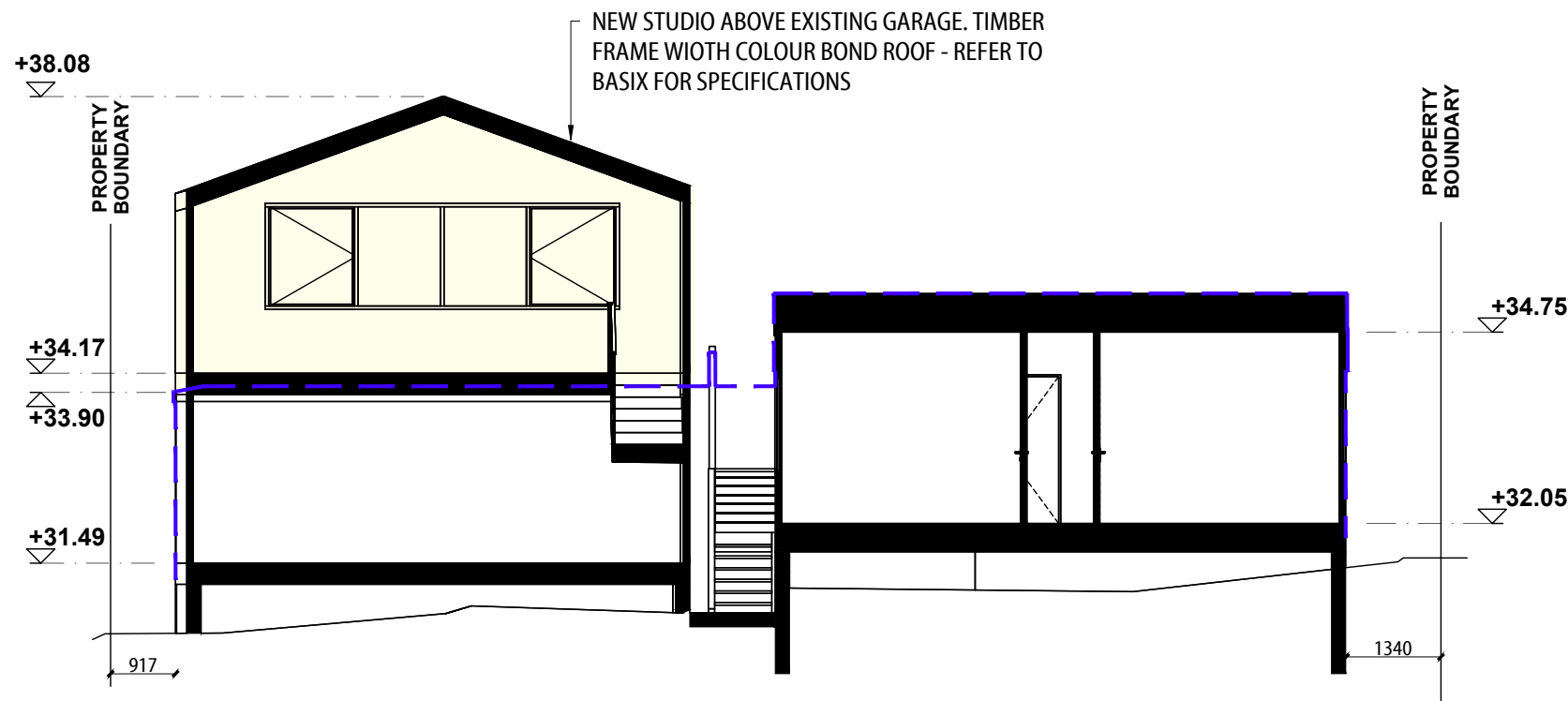
dh DRAFTING HELP
ARCHITECTURAL DRAFTING & DESIGN SERVICES
5/470 Sydney Rd
Balgowlah 2093 NSW
www.draftinghelp.com.au
02 87763474

Project Name and Address
**MICHAEL CLIFTON
171D BARRENJOEY RD
NEWPORT
NSW 2106**

NOTE:
THIS DRAWING IS PROVIDED FOR INFORMATIONAL PURPOSES ONLY. IF USED FOR CONSTRUCTION, THE CONTRACTOR ASSUMES ALL RESPONSIBILITY FOR LOCAL CODE COMPLIANCE. ALL DRAWINGS, PLANS, SKETCHES ETC. ARE PROVIDED TO OUR CLIENTS BASED UPON INFORMATION PROVIDED BY THE CLIENT AND DRAWN IN ACCORDANCE WITH COMMON BUILDING PRACTICES AND LOCAL CODES. NONE OF THE EMPLOYEES OF DRAFTING HELP ARE REGISTERED ARCHITECTS, ENGINEERS OR LAND SURVEYORS. ALL DIMENSIONS AND SPECIFICATIONS SHOULD BE VERIFIED BY CLIENT AND/OR CONTRACTOR BEFORE ACTUAL CONSTRUCTION BEGINS. IF DIMENSIONS AND SPECIFICATIONS ARE NOT VERIFIED BY CLIENT AND/OR CONTRACTOR BEFORE ACTUAL CONSTRUCTION BEGINS DRAFTING HELP WILL BE HELD HARMLESS. DRAFTINGHELP ASSUMES NO LIABILITY FOR CHANGES AND/OR REVISIONS MADE TO PLANS BY CLIENT AND/OR CONTRACTOR.



1 SECTION – EXISTING
Scale 1:100

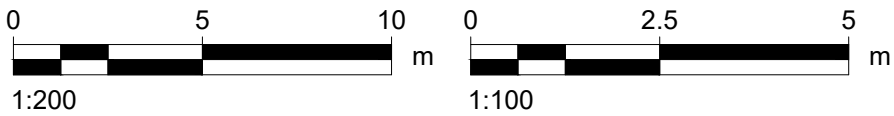


1 SECTION – PROPOSED
Scale 1:100

LEGEND:
EXISTING BUILDING OUTLINE - - - -

GENERAL NOTES

- BUILDER TO CONFIRM ALL LEVELS AND DIMENSIONS ON SITE BEFORE WORK BEGINS
- ALL WORK TO BE IN ACCORDANCE WITH LOCAL AUTHORITIES REQUIREMENTS AND B.C.A. REQUIREMENTS.
- CONNECT DP'S TO EXISTING STORMWATER SYSTEM. ALL STRUCTURAL DETAILS TO ENGINEERS SPECIFICATIONS



NOTE:
THIS DRAWING IS PROVIDED FOR INFORMATIONAL PURPOSES ONLY. IF USED FOR CONSTRUCTION, THE CONTRACTOR ASSUMES ALL RESPONSIBILITY FOR LOCAL CODE COMPLIANCE. ALL DRAWINGS, PLANS, SKETCHES ETC. ARE PROVIDED TO OUR CLIENTS BASED UPON INFORMATION PROVIDED BY THE CLIENT AND DRAWN IN ACCORDANCE WITH COMMON BUILDING PRACTICES AND LOCAL CODES. NONE OF THE EMPLOYEES OF DRAFTING HELP ARE REGISTERED ARCHITECTS, ENGINEERS OR LAND SURVEYORS. ALL DIMENSIONS AND SPECIFICATIONS SHOULD BE VERIFIED BY CLIENT AND/OR CONTRACTOR BEFORE ACTUAL CONSTRUCTION BEGINS. IF DIMENSIONS AND SPECIFICATIONS ARE NOT VERIFIED BY CLIENT AND/OR CONTRACTOR BEFORE ACTUAL CONSTRUCTION BEGINS DRAFTING HELP WILL BE HELD HARMLESS. DRAFTINGHELP ASSUMES NO LIABILITY FOR CHANGES AND/OR REVISIONS MADE TO PLANS BY CLIENT AND/OR CONTRACTOR.

ARCHITECTURAL DRAFTING
3D VISUALISATION
DEVELOPMENT APPLICATION
ASSISTANCE
COUNCIL COMPLIANT PLANS

LEGEND:
EXISTING BUILDING OUTLINE
PROPOSED WORK

General Notes



THESE DRAWINGS ARE SUBJECT TO COPYRIGHT AND MAY NOT BE COPIED, USED OR REPRODUCED IN ANY WAY WITHOUT THE EXPRESS PERMISSION OF [DRAFTING HELP]. ALL DIMENSIONS AND AREAS INDICATED ON DRAWINGS ARE APPROXIMATE ONLY AND ARE SUBJECT TO SURVEY CONFIRMATION. THE DESIGN IS SUBJECT AUTHORITY APPROVALS AND IS NOT INTENDED TO BE USED FOR CONSTRUCTION PURPOSES.

Project ADDITIONS AND ALTERATIONS		Sheet
Date 12/05/2021		8
Scale 1:100		
DP No. 28984		
LOT No. D		
A	ISSUED FOR DA	XXXX
No.	Revision/Issue	Date

dh DRAFTING HELP
ARCHITECTURAL DRAFTING & DESIGN SERVICES
5/470 Sydney Rd
Balgowlah 2093 NSW
www.draftinghelp.com.au
02 87763474

Project Name and Address
MICHAEL CLIFTON
171D BARRENJOEY RD
NEWPORT
NSW 2106

NOTES:
TIMBER AND STEEL CONSTRUCTION
All timber framing and flooring to AS1684, AS1720.1 where relevant.
Structural steelwork to AS4100.
Preparation of metal surfaces to AS1627.
Flashing and damp-proof courses to AS2904.

TERMITE PROTECTION
Termite protection to AS3660.1.
Use a physical barrier system installed by licensed installers to manufacturer's specification.
Obtain all relevant certification from licensed installers to the effect that these works have been executed in accordance with the BCA, Aust. Stds and relevant codes of practice.

Decking
Timber deck in accordance with AS1684. Allow to fix select grade hardwood decking as supplied by Proprietor. All handling, storage, installation and finishing as recommended by the manufacturer. Allow for sufficient acclimatization prior to installation.
New timber decking to AS2796.

GUTTERS AND DOWNPIPES TO TO COMPLY WITH PART 3.5.2 OF THE BCA.
GUTTERS AND DOWNPIPES SHALL BE DESIGNED AND INSTALLED IN ACCORDANCE WITH PART 3.5 BCA AND AS 3500.

SMOKE ALARM SHALL BE INSTALLED IN ACCORDANCE WITH PART 3.7.2 BCA AND COMPLY WITH AS 3786.

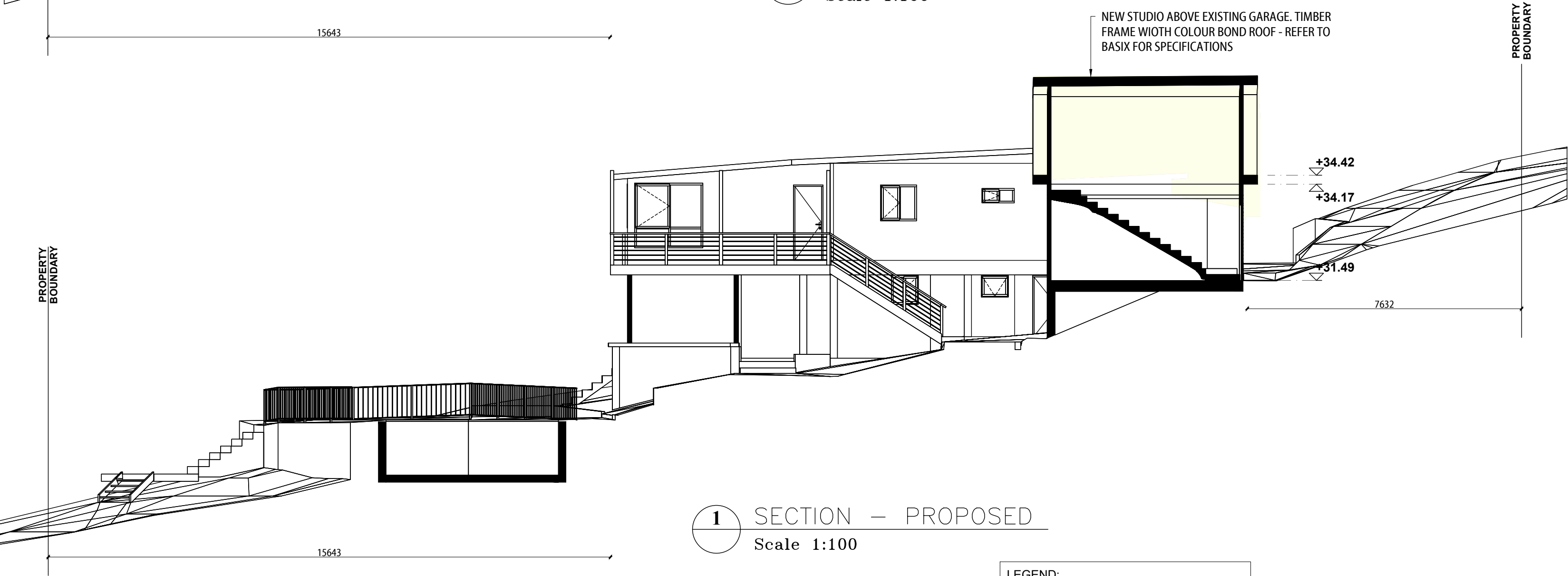
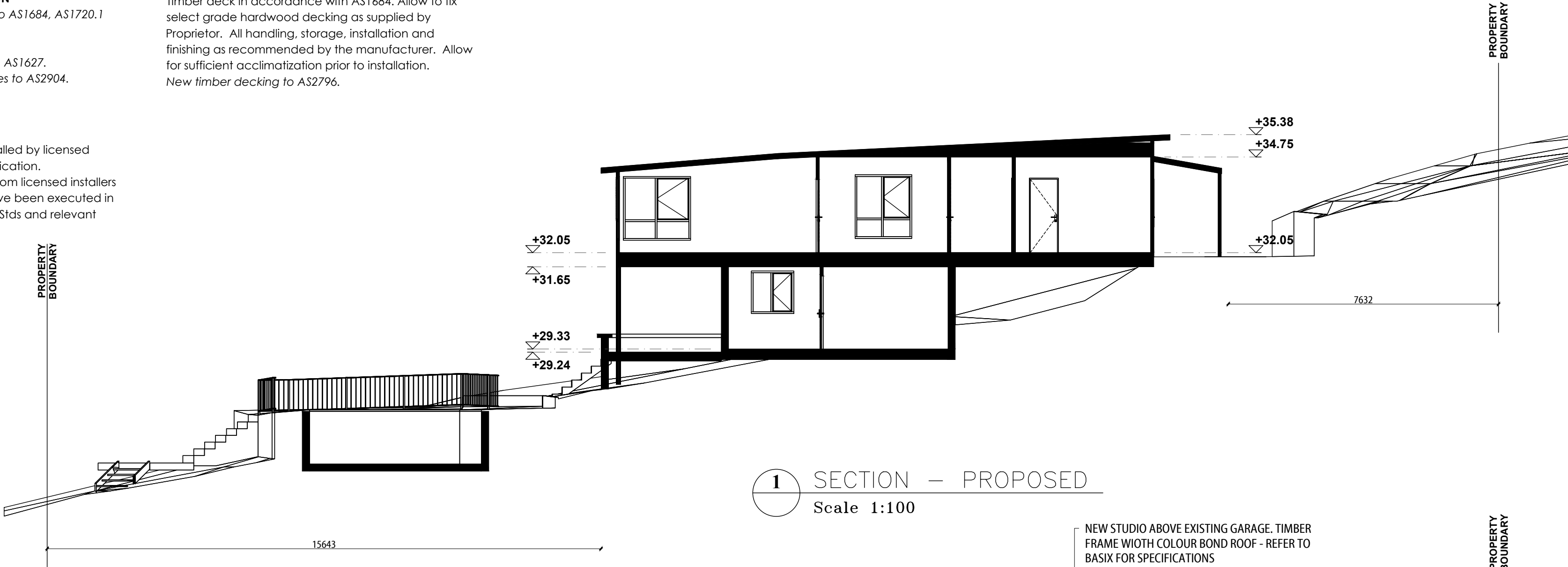
ALL ELECTRICAL WORK SHALL BE COMPLY WITH AS/NZS5033 AND AS3000.

FALLS IN WET AREAS: FLOOR TILES TO BE GRADED TO WASTE AREAS AND WHERE REQUIRED. RECOMMENDED RATIO OF FALL WITHIN THE SHOWER TO BE BETWEEN 1:60 & 1:100.

SANITARY PLUMBING AND DRAINAGE: SHALL BE UNDERTAKEN IN ACCORDANCE WITH LOCAL PCA AND REQUIREMENTS OF REGULATORY AUTHORITY. TO BE CARRIED OUT BY APPROPRIATELY QUALIFIED PERSON.

GENERAL NOTES
•BUILDER TO CONFIRM ALL LEVELS AND DIMENSIONS ON SITE BEFORE WORK BEGINS
•ALL WORK TO BE IN ACCORDANCE WITH LOCAL AUTHORITIES REQUIREMENTS AND B.C.A. REQUIREMENTS.
•CONNECT DP'S TO EXISTING STORMWATER SYSTEM. ALL STRUCTURAL DETAILS TO ENGINEERS SPECIFICATIONS

NOTE:
THIS DRAWING IS PROVIDED FOR INFORMATIONAL PURPOSES ONLY. IF USED FOR CONSTRUCTION, THE CONTRACTOR ASSUMES ALL RESPONSIBILITY FOR LOCAL CODE COMPLIANCE. ALL DRAWINGS, PLANS, SKETCHES ETC. ARE PROVIDED TO OUR CLIENTS BASED UPON INFORMATION PROVIDED BY THE CLIENT AND DRAWN IN ACCORDANCE WITH COMMON BUILDING PRACTICES AND LOCAL CODES. NONE OF THE EMPLOYEES OF DRAFTING HELP ARE REGISTERED ARCHITECTS, ENGINEERS OR LAND SURVEYORS. ALL DIMENSIONS AND SPECIFICATIONS SHOULD BE VERIFIED BY CLIENT AND/OR CONTRACTOR BEFORE ACTUAL CONSTRUCTION BEGINS. IF DIMENSIONS AND SPECIFICATIONS ARE NOT VERIFIED BY CLIENT AND/OR CONTRACTOR BEFORE ACTUAL CONSTRUCTION BEGINS DRAFTING HELP WILL BE HELD HARMLESS. DRAFTINGHELP ASSUMES NO LIABILITY FOR CHANGES AND/OR REVISIONS MADE TO PLANS BY CLIENT AND/OR CONTRACTOR.



LEGEND:
EXISTING BUILDING OUTLINE - - - -

ARCHITECTURAL DRAFTING
3D VISUALISATION
DEVELOPMENT APPLICATION
ASSISTANCE
COUNCIL COMPLIANT PLANS

LEGEND:
EXISTING BUILDING OUTLINE
PROPOSED WORK

General Notes

THESE DRAWINGS ARE SUBJECT TO COPYRIGHT AND MAY NOT BE COPIED, USED OR REPRODUCED IN ANY WAY WITHOUT THE EXPRESS PERMISSION OF DRAFTING HELP. ALL DIMENSIONS AND AREAS INDICATED ON DRAWINGS ARE APPROXIMATE ONLY AND ARE SUBJECT TO SURVEY CONFIRMATION. THE DESIGN IS SUBJECT TO SURVEY CONFIRMATION AND IS NOT INTENDED TO BE USED FOR CONSTRUCTION PURPOSES.

Project ADDITIONS AND ALTERATIONS	Sheet
Date	9
12/06/2021	
Scale	
1:100	

DP No.	28984	
LOT No.	D	
A	ISSUED FOR DA	XXXX
No.	Revision/Issue	Date

dh DRAFTING HELP
ARCHITECTURAL DRAFTING & VISUAL SERVICES

5/470 Sydney Rd
Balgowlah 2093 NSW
www.draftinghelp.com.au
02 87763474

Project Name and Address

MICHAEL CLIFTON
171D BARRENJOEY RD
NEWPORT
NSW 2106

FNAME

REVDATE

USER

Flashing and damp-proof courses to AS2904.

New timber decking to AS2796.

Obtain all relevant certification from licensed installers to the effect that these works have been executed in accordance with the BCA, Aust. Stds and relevant codes of practice.

Scale 1:100

- BUILDER TO CONFIRM ALL LEVELS AND DIMENSIONS ON SITE BEFORE WORK BEGINS
- ALL WORK TO BE IN ACCORDANCE WITH LOCAL AUTHORITIES REQUIREMENTS AND B.C.A. REQUIREMENTS.
- CONNECT DP'S TO EXISTING STORMWATER SYSTEM. ALL STRUCTURAL DETAILS TO ENGINEERS SPECIFICATIONS

NOTE:
THIS DRAWING IS PROVIDED FOR INFORMATIONAL PURPOSES ONLY. IF USED FOR CONSTRUCTION, THE CONTRACTOR ASSUMES ALL RESPONSIBILITY FOR LOCAL CODE COMPLIANCE. ALL DRAWINGS, PLANS, SKETCHES ETC. ARE PROVIDED TO OUR CLIENTS BASED UPON INFORMATION PROVIDED BY THE CLIENT AND DRAWN IN ACCORDANCE WITH COMMON BUILDING PRACTICES AND LOCAL CODES. NONE OF THE EMPLOYEES OF DRAFTING HELP ARE REGISTERED ARCHITECTS, ENGINEERS OR LAND SURVEYORS. ALL DIMENSIONS AND SPECIFICATIONS SHOULD BE VERIFIED BY CLIENT AND/OR CONTRACTOR BEFORE ACTUAL CONSTRUCTION BEGINS. IF DIMENSIONS AND SPECIFICATIONS ARE NOT VERIFIED BY CLIENT AND/OR CONTRACTOR BEFORE ACTUAL CONSTRUCTION BEGINS DRAFTING HELP WILL BE HELD HARMLESS. DRAFTINGHELP ASSUMES NO LIABILITY FOR CHANGES AND/OR REVISIONS MADE TO PLANS BY CLIENT AND/OR CONTRACTOR.

EXISTING BUILDING OUTLINE — — — —

SANITARY PLUMBING AND DRAINAGE: SHALL BE UNDERTAKEN IN ACCORDANCE WITH LOCAL PCA AND REQUIREMENTS OF REGULATORY AUTHORITY. TO BE CARRIED OUT BY APPROPRIATELY QUALIFIED PERSON.

General Notes

THESE DRAWINGS ARE SUBJECT TO COPYRIGHT AND MAY NOT BE COPIED, USED OR REPRODUCED IN ANY WAY WITHOUT THE EXPRESS PERMISSION OF [DRAFTING HELP]. ALL DIMENSIONS AND AREAS INDICATED ON DRAWINGS ARE APPROXIMATE ONLY AND ARE SUBJECT TO SURVEY CONFIRMATION. THE DESIGN IS SUBJECT AUTHORITY APPROVALS AND IS NOT INTENDED TO BE USED FOR CONSTRUCTION PURPOSES.

Project ADDITONS AND ALTERATIONS	Sheet
Date 2/05/2021	10
Scale 1:100	

DP No. 28984

LOT No. **D**

A	ISSUED FOR DA	XXXX
No.	Revision/Issue	Date

dh DRAFTING HELP
ARCHITECTURAL DRAFTING & DESIGN SERVICES
5/470 Sydney Rd
Balgowlah 2093 NSW
www.draftinghelp.com.au
02 87763474

Project Name and Address

**MICHAEL CLIFTON
171D BARRENJOEY RD
NEWPORT
NSW 2106**

NOTES:
TIMBER AND STEEL CONSTRUCTION

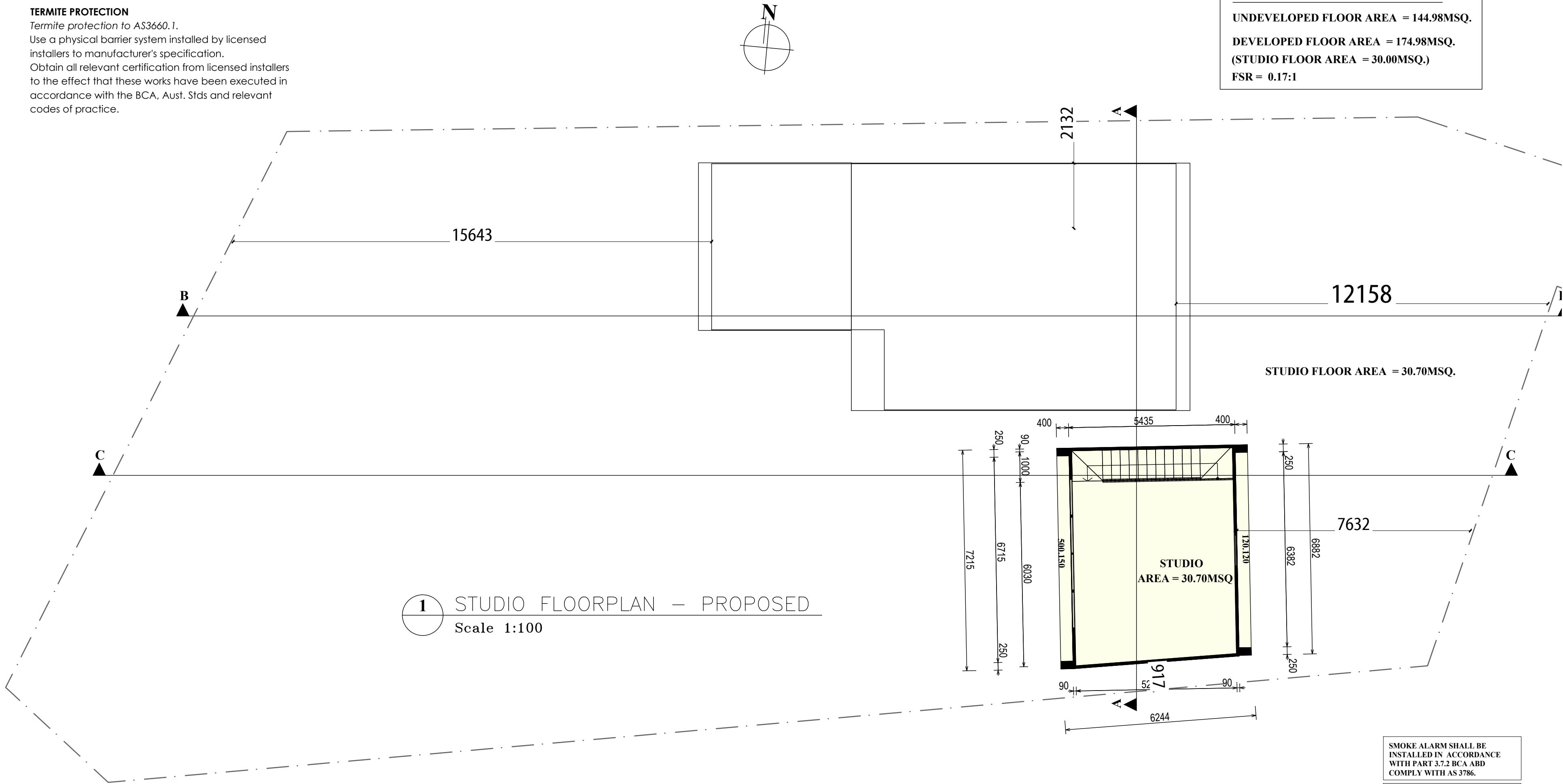
All timber framing and flooring to AS1684, AS1720.1 where relevant.
Structural steelwork to AS4100.
Preparation of metal surfaces to AS1627.
Flashing and damp-proof courses to AS2904.

Decking

Timber deck in accordance with AS1684. Allow to fix select grade hardwood decking as supplied by Proprietor. All handling, storage, installation and finishing as recommended by the manufacturer. Allow for sufficient acclimatization prior to installation.
New timber decking to AS2796.

TERMITE PROTECTION

Termite protection to AS3660.1.
Use a physical barrier system installed by licensed installers to manufacturer's specification.
Obtain all relevant certification from licensed installers to the effect that these works have been executed in accordance with the BCA, Aust. Stds and relevant codes of practice.



1 STUDIO FLOORPLAN – PROPOSED
Scale 1:100

SITE AREA = 1018.00MSQ.
LOWER FLOOR AREA = 41.98MSQ.
GROUND FLOOR AREA = 103.00MSQ.

UNDEVELOPED FLOOR AREA = 144.98MSQ.

DEVELOPED FLOOR AREA = 174.98MSQ.
(STUDIO FLOOR AREA = 30.00MSQ.)
FSR = 0.17:1

STUDIO FLOOR AREA = 30.70MSQ.

STUDIO
AREA = 30.70MSQ

SMOKE ALARM SHALL BE
INSTALLED IN ACCORDANCE
WITH PART 3.7.2 BCA ABD
COMPLY WITH AS 3786.

ALL ELECTRICAL WORK SHALL
BE COMPLY WITH
AS/NZS5033 AND AS3000.

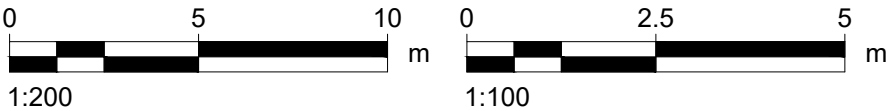
FALLS IN WET AREAS: FLOOR
TILES TO BE GRADED TO
WASTE AREAS AND WHERE
REQUIRED. RECOMMENDED
RATIO OF FALL WITHIN THE
SHOWER TO BE BETWEEN 1:60 &
1:100.

SANITARY PLUMBING AND
DRAINAGE: SHALL BE
UNDERTAKEN IN ACCORDANCE
WITH LOCAL PCA AND
REQUIREMENTS OF
REGULATORY AUTHORITY. TO
BE CARRIED OUT BY
APPROPRIATELY QUALIFIED
PERSON.

GUTTERS AND DOWNPIPES TO
TO COMPLY WITH PART 3.5.2 OF
THE BCA.
GUTTERS AND DOWNPIPES
SHALL BE DESIGNED AND
INSTALLED IN ACCORDANCE
WITH PART 3.5 BCA AND AS 3500.

LEGEND:
EXISTING BUILDING OUTLINE - - - -

GENERAL NOTES
•BUILDER TO CONFIRM ALL LEVELS AND DIMENSIONS ON SITE BEFORE WORK BEGINS
•ALL WORK TO BE IN ACCORDANCE WITH LOCAL AUTHORITIES REQUIREMENTS AND B.C.A. REQUIREMENTS.
•CONNECT DP'S TO EXISTING STORMWATER SYSTEM. ALL STRUCTURAL DETAILS TO ENGINEERS SPECIFICATIONS



NOTE:
THIS DRAWING IS PROVIDED FOR INFORMATIONAL PURPOSES ONLY. IF USED FOR CONSTRUCTION, THE CONTRACTOR ASSUMES ALL RESPONSIBILITY FOR LOCAL CODE COMPLIANCE. ALL DRAWINGS, PLANS, SKETCHES ETC. ARE PROVIDED TO OUR CLIENTS BASED UPON INFORMATION PROVIDED BY THE CLIENT AND DRAWN IN ACCORDANCE WITH COMMON BUILDING PRACTICES AND LOCAL CODES. NONE OF THE EMPLOYEES OF DRAFTING HELP ARE REGISTERED ARCHITECTS, ENGINEERS OR LAND SURVEYORS. ALL DIMENSIONS AND SPECIFICATIONS SHOULD BE VERIFIED BY CLIENT AND/OR CONTRACTOR BEFORE ACTUAL CONSTRUCTION BEGINS. IF DIMENSIONS AND SPECIFICATIONS ARE NOT VERIFIED BY CLIENT AND/OR CONTRACTOR BEFORE ACTUAL CONSTRUCTION BEGINS DRAFTING HELP WILL BE HELD HARMLESS. DRAFTINGHELP ASSUMES NO LIABILITY FOR CHANGES AND/OR REVISIONS MADE TO PLANS BY CLIENT AND/OR CONTRACTOR.

ARCHITECTURAL DRAFTING
3D VISUALISATION
DEVELOPMENT APPLICATION
ASSISTANCE
COUNCIL COMPLIANT PLANS

LEGEND:
EXISTING BUILDING OUTLINE
PROPOSED WORK

General Notes

Project
ADDITIONS AND
ALTERATIONS
Date
12/06/2021
Scale
1:100

Sheet
11

DP No.
28984

LOT No.
D

A	ISSUED FOR DA	XXXX
No.	Revision/Issue	Date

dh DRAFTING HELP
ARCHITECTURAL DRAFTING & DESIGN SERVICES
5/470 Sydney Rd
Balgowlah 2093 NSW
www.draftinghelp.com.au
02 87763474

Project Name and Address
MICHAEL CLIFTON
171D BARRENJOEY RD
NEWPORT
NSW 2106

NOTES:
TIMBER AND STEEL CONSTRUCTION
All timber framing and flooring to AS1684, AS1720.1 where relevant.
Structural steelwork to AS4100.
Preparation of metal surfaces to AS1627.
Flashing and damp-proof courses to AS2904.

TERMITE PROTECTION
Termite protection to AS3660.1.
Use a physical barrier system installed by licensed installers to manufacturer's specification.
Obtain all relevant certification from licensed installers to the effect that these works have been executed in accordance with the BCA, Aust. Stds and relevant codes of practice.

GUTTERS AND DOWNPIPES TO COMPLY WITH PART 3.5.2 OF THE BCA.
GUTTERS AND DOWNPIPES SHALL BE DESIGNED AND INSTALLED IN ACCORDANCE WITH PART 3.5 BCA AND AS 3500.

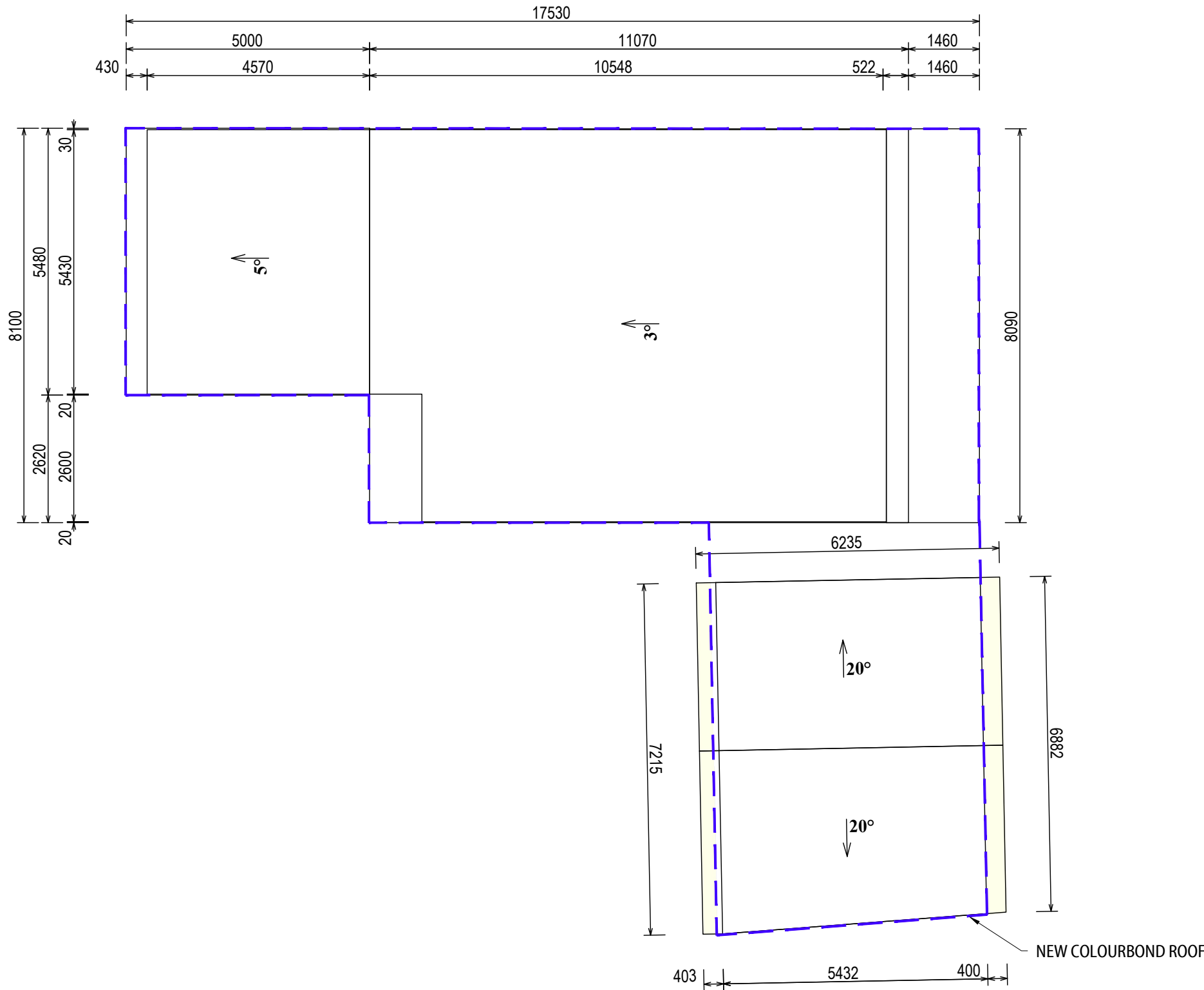
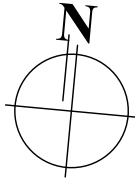
SMOKE ALARM SHALL BE INSTALLED IN ACCORDANCE WITH PART 3.7.2 BCA ABD COMPLY WITH AS 3786.

ALL ELECTRICAL WORK SHALL BE COMPLIANT WITH AS/NZS5033 AND AS3000.

FALLS IN WET AREAS: FLOOR TILES TO BE GRADED TO WASTE AREAS AND WHERE REQUIRED, RECOMMENDED RATIO OF FALL WITHIN THE SHOWER TO BE BETWEEN 1:60 & 1:100.

SANITARY PLUMBING AND DRAINAGE: SHALL BE UNDERTAKEN IN ACCORDANCE WITH LOCAL PCA AND REQUIREMENTS OF REGULATORY AUTHORITY. TO BE CARRIED OUT BY APPROPRIATLEY QUALIFIED PERSON.

Decking
Timber deck in accordance with AS1684. Allow to fix select grade hardwood decking as supplied by Proprietor. All handling, storage, installation and finishing as recommended by the manufacturer. Allow for sufficient acclimatization prior to installation.
New timber decking to AS2796.

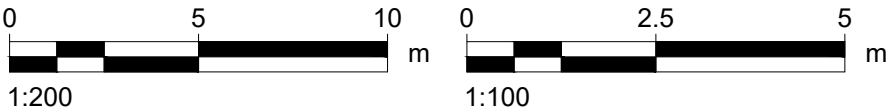


1 ROOF PLAN – PROPOSED
Scale 1:100

LEGEND:
EXISTING BUILDING OUTLINE - - - - -

GENERAL NOTES

- BUILDER TO CONFIRM ALL LEVELS AND DIMENSIONS ON SITE BEFORE WORK BEGINS
- ALL WORK TO BE IN ACCORDANCE WITH LOCAL AUTHORITIES REQUIREMENTS AND B.C.A. REQUIREMENTS.
- CONNECT DP'S TO EXISTING STORMWATER SYSTEM. ALL STRUCTURAL DETAILS TO ENGINEERS SPECIFICATIONS



NOTE:
THIS DRAWING IS PROVIDED FOR INFORMATIONAL PURPOSES ONLY. IF USED FOR CONSTRUCTION, THE CONTRACTOR ASSUMES ALL RESPONSIBILITY FOR LOCAL CODE COMPLIANCE. ALL DRAWINGS, PLANS, SKETCHES ETC. ARE PROVIDED TO OUR CLIENTS BASED UPON INFORMATION PROVIDED BY THE CLIENT AND DRAWN IN ACCORDANCE WITH COMMON BUILDING PRACTICES AND LOCAL CODES. NONE OF THE EMPLOYEES OF DRAFTING HELP ARE REGISTERED ARCHITECTS, ENGINEERS OR LAND SURVEYORS. ALL DIMENSIONS AND SPECIFICATIONS SHOULD BE VERIFIED BY CLIENT AND/OR CONTRACTOR BEFORE ACTUAL CONSTRUCTION BEGINS. IF DIMENSIONS AND SPECIFICATIONS ARE NOT VERIFIED BY CLIENT AND/OR CONTRACTOR BEFORE ACTUAL CONSTRUCTION BEGINS DRAFTING HELP WILL BE HELD HARMLESS. DRAFTINGHELP ASSUMES NO LIABILITY FOR CHANGES AND/OR REVISIONS MADE TO PLANS BY CLIENT AND/OR CONTRACTOR.

ARCHITECTURAL DRAFTING
3D VISUALISATION
DEVELOPMENT APPLICATION
ASSISTANCE
COUNCIL COMPLIANT PLANS

LEGEND:
EXISTING BUILDING OUTLINE
PROPOSED WORK

General Notes

proudly supporting
bear cottage
A COMMITTEE OF
The Children's Hospital at Westmead

THESE DRAWINGS ARE SUBJECT TO COPYRIGHT AND MAY NOT BE COPIED, USED OR REPRODUCED IN ANY WAY WITHOUT THE EXPRESS PERMISSION OF (DRAFTING HELP). ALL DIMENSIONS AND AREAS INDICATED ON DRAWINGS ARE APPROXIMATE ONLY AND ARE SUBJECT TO SURVEY CONFIRMATION. THE DESIGN IS SUBJECT AUTHORITY APPROVALS AND IS NOT INTENDED TO BE USED FOR CONSTRUCTION PURPOSES.

Project ADDITIONS AND ALTERATIONS	Sheet
Date 12/06/2021	12
Scale 1:100	

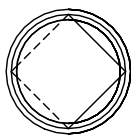
DP No.	28984	
LOT No.	D	
A	ISSUED FOR DA	XXXX
No.	Revision/Issue	Date

dh DRAFTING HELP
ARCHITECTURAL DRAFTING & DESIGN SERVICES
5/470 Sydney Rd
Balgowlah 2093 NSW
www.draftinghelp.com.au
02 87763474

Project Name and Address
**MICHAEL CLIFTON
171D BARRENJOEY RD
NEWPORT
NSW 2106**

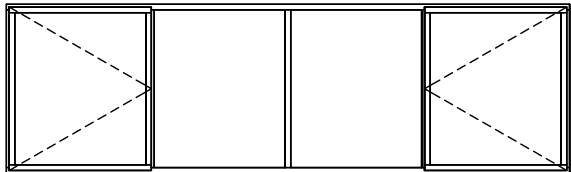
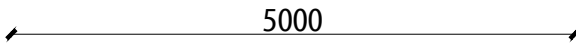
WINDOWS AND DOORS FOR BASIX

EAST ELEVATION



TYPE: FIXED PANEL GLASS
AREA : 1.2MSQ.

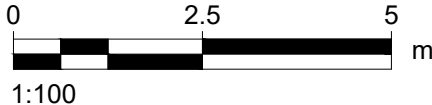
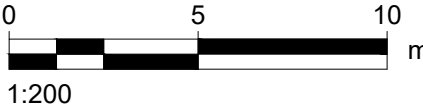
WEST ELEVATION



TYPE: FIXED AND OPENING PANEL GLASS
AREA : 1.2MSQ.

GENERAL NOTES

- BUILDER TO CONFIRM ALL LEVELS AND DIMENSIONS ON SITE BEFORE WORK BEGINS
- ALL WORK TO BE IN ACCORDANCE WITH LOCAL AUTHORITIES REQUIREMENTS AND B.C.A. REQUIREMENTS.
- CONNECT DP'S TO EXISTING STORMWATER SYSTEM. ALL STRUCTURAL DETAILS TO ENGINEERS SPECIFICATIONS



NOTE:
THIS DRAWING IS PROVIDED FOR INFORMATIONAL PURPOSES ONLY. IF USED FOR CONSTRUCTION, THE CONTRACTOR ASSUMES ALL RESPONSIBILITY FOR LOCAL CODE COMPLIANCE. ALL DRAWINGS, PLANS, SKETCHES ETC. ARE PROVIDED TO OUR CLIENTS BASED UPON INFORMATION PROVIDED BY THE CLIENT AND DRAWN IN ACCORDANCE WITH COMMON BUILDING PRACTICES AND LOCAL CODES. NONE OF THE EMPLOYEES OF DRAFTING HELP ARE REGISTERED ARCHITECTS, ENGINEERS OR LAND SURVEYORS. ALL DIMENSIONS AND SPECIFICATIONS SHOULD BE VERIFIED BY CLIENT AND/OR CONTRACTOR BEFORE ACTUAL CONSTRUCTION BEGINS. IF DIMENSIONS AND SPECIFICATIONS ARE NOT VERIFIED BY CLIENT AND/OR CONTRACTOR BEFORE ACTUAL CONSTRUCTION BEGINS DRAFTING HELP WILL BE HELD HARMLESS. DRAFTINGHELP ASSUMES NO LIABILITY FOR CHANGES AND/OR REVISIONS MADE TO PLANS BY CLIENT AND/OR CONTRACTOR.

ARCHITECTURAL DRAFTING
3D VISUALISATION
DEVELOPMENT APPLICATION
ASSISTANCE
COUNCIL COMPLIANT PLANS

LEGEND:

EXISTING BUILDING OUTLINE

PROPOSED WORK

General Notes



THESE DRAWINGS ARE SUBJECT TO COPYRIGHT AND MAY NOT BE COPIED, USED OR REPRODUCED IN ANY WAY WITHOUT THE EXPRESS PERMISSION OF (DRAFTING HELP). ALL DIMENSIONS AND AREAS INDICATED ON DRAWINGS ARE APPROXIMATE ONLY AND ARE SUBJECT TO SURVEY CONFIRMATION. THE DESIGN IS SUBJECT AUTHORITY APPROVALS AND IS NOT INTENDED TO BE USED FOR CONSTRUCTION PURPOSES.

Project ADDITIONS AND ALTERATIONS	Sheet 10
Date 12/09/2021	
Scale 1:100	

DP No. 28984

LOT No. D

A	ISSUED FOR DA	XXXX
No.	Revision/Issue	Date

dh DRAFTING HELP

ARCHITECTURAL DRAFTING & DESIGN SERVICES

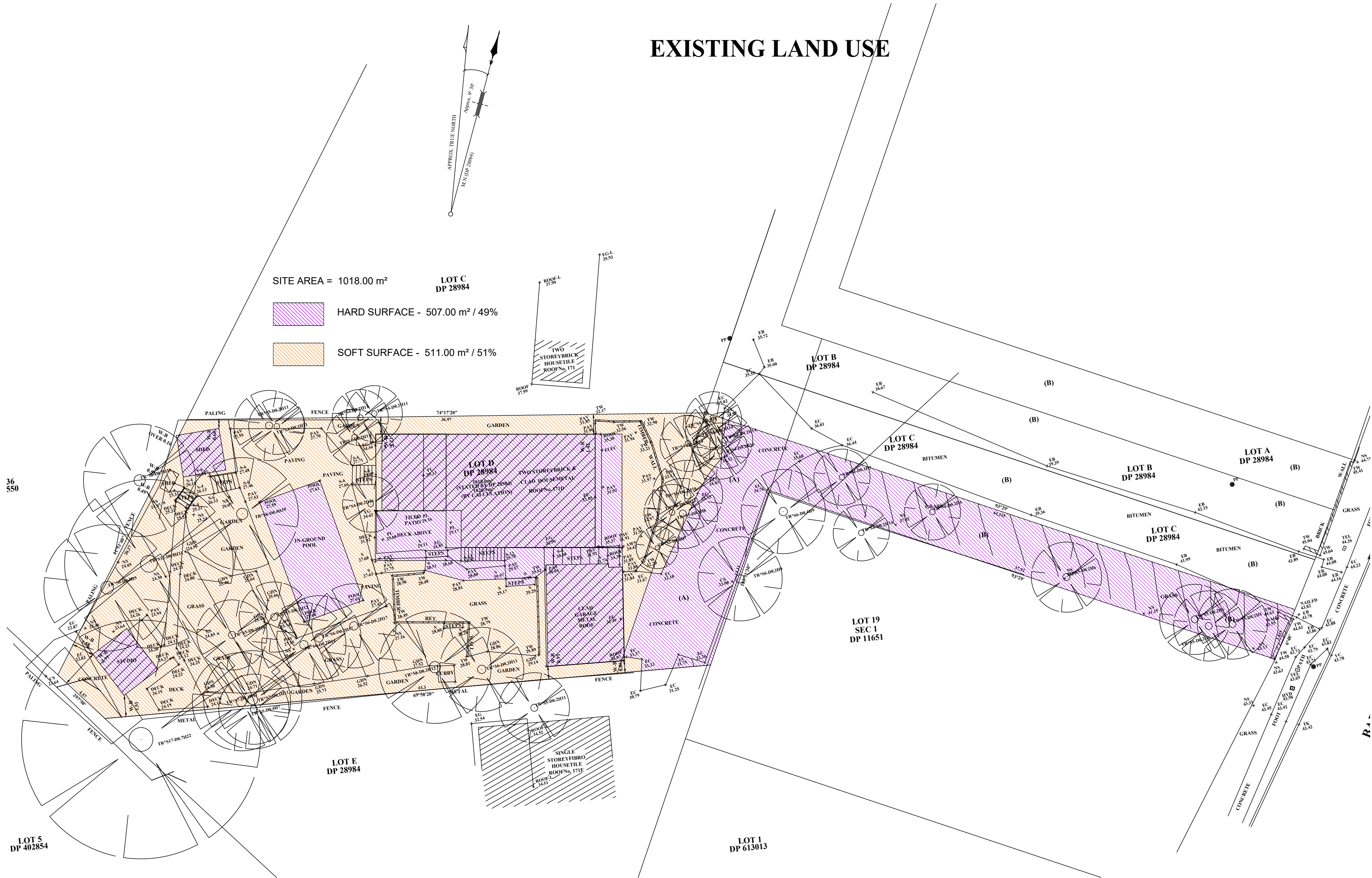
5/470 Sydney Rd
Balgowlah 2093 NSW
www.draftinghelp.com.au
02 81763474

Project Name and Address
MICHAEL CLIFTON
171D BARRENJOEY RD
NEWPORT
NSW 2106

FN

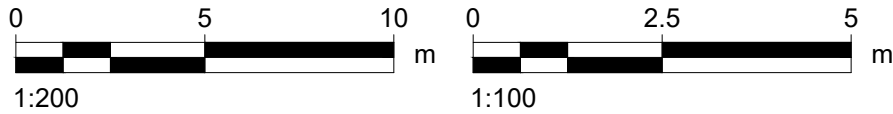
RE

US



GENERAL NOTES

- BUILDER TO CONFIRM ALL LEVELS AND DIMENSIONS ON SITE BEFORE WORK BEGINS
- ALL WORK TO BE IN ACCORDANCE WITH LOCAL AUTHORITIES REQUIREMENTS AND B.C.A. REQUIREMENTS.
- CONNECT DP'S TO EXISTING STORMWATER SYSTEM. ALL STRUCTURAL DETAILS TO ENGINEERS SPECIFICATIONS



NOTE: THIS DRAWING IS PROVIDED FOR INFORMATIONAL PURPOSES ONLY. IF USED FOR CONSTRUCTION, THE CONTRACTOR ASSUMES ALL RESPONSIBILITY FOR LOCAL CODE COMPLIANCE. ALL DRAWINGS, PLANS, SKETCHES ETC. ARE PROVIDED TO OUR CLIENTS BASED UPON INFORMATION PROVIDED BY THE CLIENT AND DRAWN IN ACCORDANCE WITH COMMON BUILDING PRACTICES AND LOCAL CODES. NONE OF THE EMPLOYEES OF DRAFTING HELP ARE REGISTERED ARCHITECTS, ENGINEERS OR LAND SURVEYORS. ALL DIMENSIONS AND SPECIFICATIONS SHOULD BE VERIFIED BY CLIENT AND/OR CONTRACTOR BEFORE ACTUAL CONSTRUCTION BEGINS. IF DIMENSIONS AND SPECIFICATIONS ARE NOT VERIFIED BY CLIENT AND/OR CONTRACTOR BEFORE ACTUAL CONSTRUCTION BEGINS DRAFTING HELP WILL BE HELD HARMLESS. DRAFTINGHELP ASSUMES NO LIABILITY FOR CHANGES AND/OR REVISIONS MADE TO PLANS BY CLIENT AND/OR CONTRACTOR.

EXISTING LAND USE

ARCHITECTURAL DRAFTING
3D VISUALISATION
DEVELOPMENT APPLICATION
ASSISTANCE
COUNCIL COMPLIANT PLANS

LEGEND:
 EXISTING BUILDING OUTLINE
 PROPOSED WORK

General Notes



THESE DRAWINGS ARE SUBJECT TO COPYRIGHT AND MAY NOT BE COPIED, USED OR REPRODUCED IN ANY WAY WITHOUT THE EXPRESS PERMISSION OF DRAFTING HELP. ALL DIMENSIONS AND AREAS INDICATED ON DRAWINGS ARE APPROXIMATE ONLY AND ARE SUBJECT TO SURVEY CONFORMATION. THE DESIGN IS SUBJECT TO SURVEY APPROVALS AND IS NOT INTENDED TO BE USED FOR CONSTRUCTION PURPOSES.

Project ADDITIONS AND ALTERATIONS	Sheet
Date 12/09/2021	11
Scale 1:200	

DP No. 28984

LOT No. D

A	ISSUED FOR DA	XXXX
No.	Revision/Issue	Date

dh DRAFTING HELP
ARCHITECTURAL DRAFTING & DESIGN SERVICES
5/470 Sydney Rd
Balgowlah 2093 NSW
www.draftinghelp.com.au
02 87763474

Project Name and Address
MICHAEL CLIFTON
171D BARRENJOEY RD
NEWPORT
NSW 2106

**ARCHITECTURAL DRAFTING
3D VISUALISATION
DEVELOPMENT APPLICATION
ASSISTANCE
COUNCIL COMPLIANT PLANS**

General Notes



THESE DRAWINGS ARE SUBJECT TO COPYRIGHT AND MAY NOT BE COPIED, USED OR REPRODUCED IN ANY MANNER WITHOUT THE EXPRESS PERMISSION OF THE DRAFTING FIRM. ALL DIMENSIONS AND AREAS INDICATED ON DRAWINGS ARE APPROXIMATE ONLY AND ARE SUBJECT TO SURVEY CONFIRMATION. THE DESIGN IS SUBJECT AUTHORITY APPROVALS AND IS NOT INTENDED TO BE USED FOR CONSTRUCTION PURPOSES.

P No. **28984**

DOT No. **D**

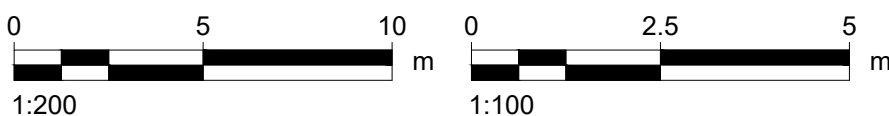
ISSUED FOR DA	XXX
Revision/Issue	Da

DRAFTING HELP

5/470 Sydney Rd
Balgowlah 2093 NSW
www.draftinghelp.com.au
02 87763474

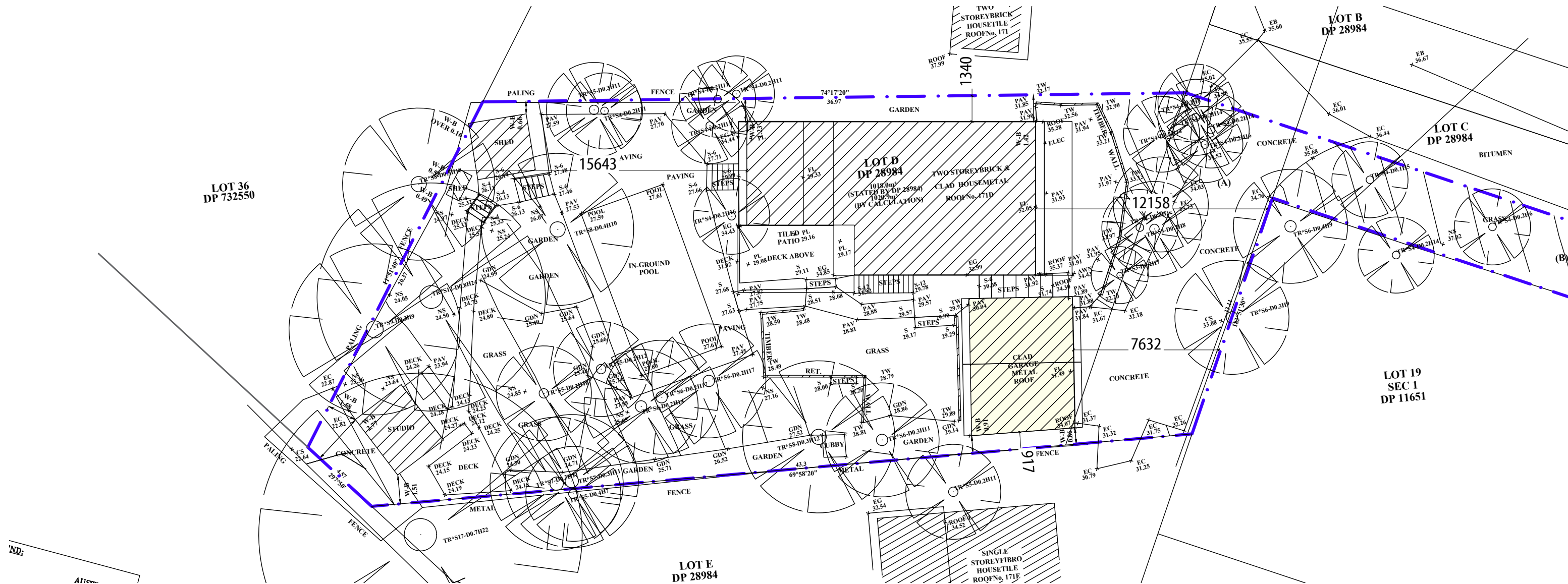
Project Name and Address
MICHAEL CLIFTON
171D BARRENJOEY RD
NEWPORT
NSW 2106

- BUILDER TO CONFIRM ALL LEVELS AND DIMENSIONS ON SITE BEFORE WORK BEGINS
- ALL WORK TO BE IN ACCORDANCE WITH LOCAL AUTHORITIES REQUIREMENTS AND B.C.A. REQUIREMENTS.
- CONNECT DP'S TO EXISTING STORMWATER SYSTEM. ALL STRUCTURAL DETAILS TO ENGINEERS SPECIFICATIONS



NOTE: THIS DRAWING IS PROVIDED FOR INFORMATIONAL PURPOSES ONLY. IF USED FOR CONSTRUCTION, THE CONTRACTOR ASSUMES ALL RESPONSIBILITY FOR LOCAL CODE COMPLIANCE. ALL DRAWINGS, PLANS, SKETCHES ETC. ARE PROVIDED TO OUR CLIENTS BASED UPON INFORMATION PROVIDED BY THE CLIENT AND DRAWN IN ACCORDANCE WITH COMMON BUILDING PRACTICES AND LOCAL CODES. NONE OF THE EMPLOYEES OF DRAFTING HELP ARE REGISTERED ARCHITECTS, ENGINEERS OR LAND SURVEYORS. ALL DIMENSIONS AND SPECIFICATIONS SHOULD BE VERIFIED BY CLIENT AND/OR CONTRACTOR BEFORE ACTUAL CONSTRUCTION BEGINS. IF DIMENSIONS AND SPECIFICATIONS ARE NOT VERIFIED BY CLIENT AND/OR CONTRACTOR BEFORE ACTUAL CONSTRUCTION BEGINS DRAFTING HELP WILL BE HELD HARMLESS. DRAFTINGHELP ASSUMES NO LIABILITY FOR CHANGES AND/OR REVISIONS MADE TO PLANS BY CLIENT AND/OR CONTRACTOR.

NOTIFICATION PLAN



ARCHITECTURAL DRAFTING
3D VISUALISATION
DEVELOPMENT APPLICATION
ASSISTANCE
COUNCIL COMPLIANT PLANS

LEGEND:
EXISTING BUILDING OUTLINE
PROPOSED WORK

General Notes



THESE DRAWINGS ARE SUBJECT TO COPYRIGHT AND MAY NOT BE COPIED, USED OR REPRODUCED IN ANY WAY WITHOUT THE EXPRESS PERMISSION OF DRAFTING HELP. ALL DIMENSIONS AND AREAS INDICATED ON DRAWINGS ARE APPROXIMATE ONLY AND ARE SUBJECT TO SURVEY CONFIRMATION. THE DESIGN IS SUBJECT TO SURVEY CONFIRMATION AND IS NOT INTENDED TO BE USED FOR CONSTRUCTION PURPOSES.

Project ADDITIONS AND ALTERATIONS	Sheet
Date 12/06/2021	NP
Scale NTS	

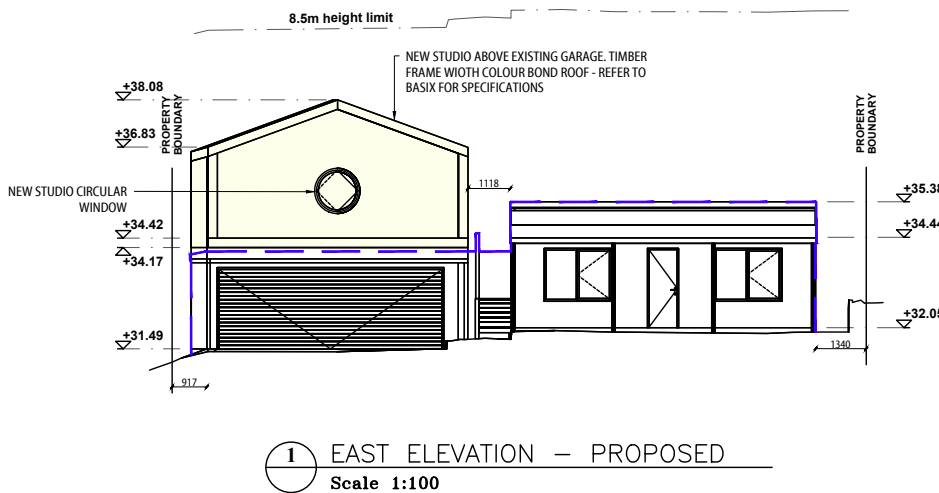
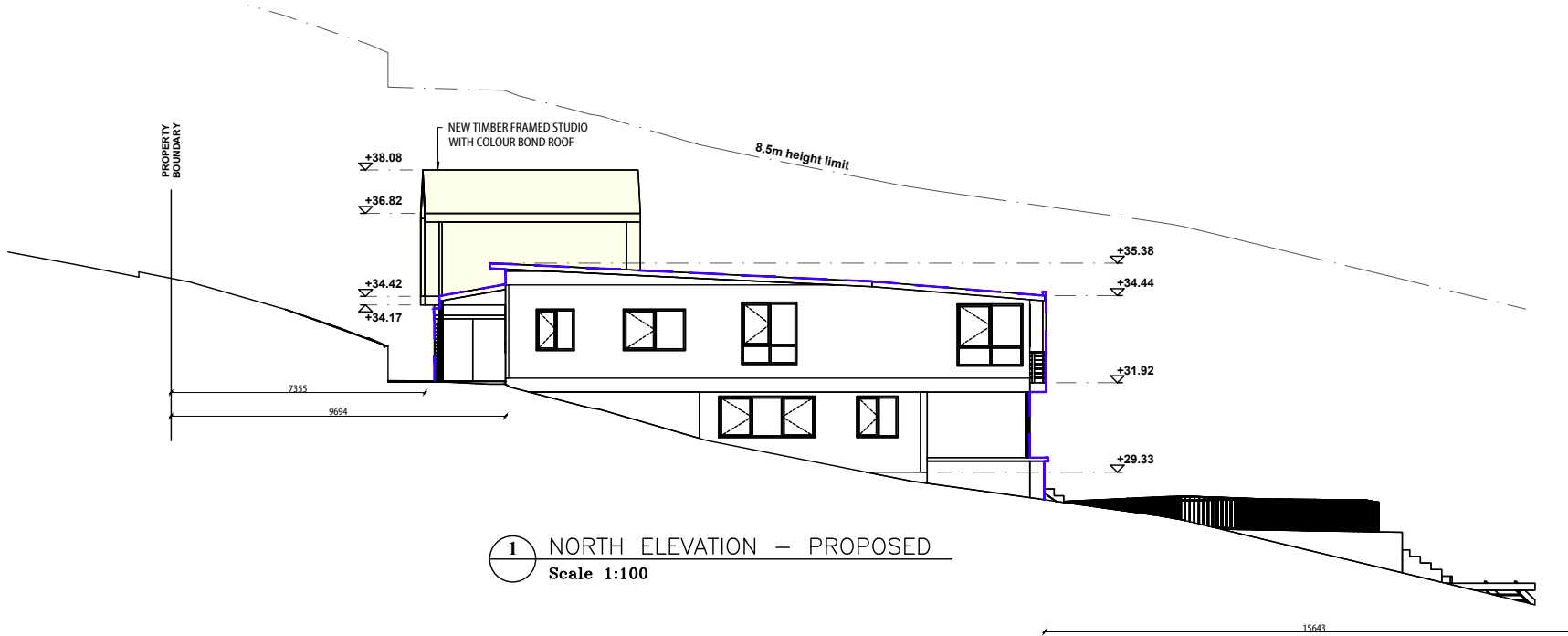
DP No. 28984

LOT No. D

A	ISSUED FOR DA	XXXX
No.	Revision/Issue	Date

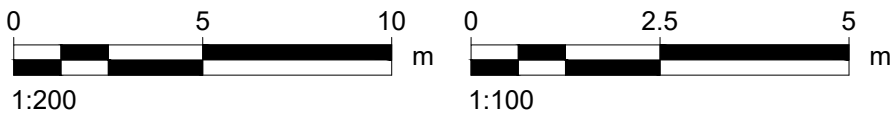
dh DRAFTING HELP
ARCHITECTURAL DRAFTING & DESIGN SERVICES
51470 Sydney Rd
Balgowlah 2093 NSW
www.draftinghelp.com.au
02 87763474

Project Name and Address
MICHAEL CLIFTON
171D BARRENJOEY RD
NEWPORT
NSW 2106



EAST ELEVATION

GENERAL NOTES
•BUILDER TO CONFIRM ALL LEVELS AND DIMENSIONS ON SITE BEFORE WORK BEGINS
•ALL WORK TO BE IN ACCORDANCE WITH LOCAL AUTHORITIES REQUIREMENTS AND B.C.A. REQUIREMENTS.
•CONNECT DP'S TO EXISTING STORMWATER SYSTEM.
ALL STRUCTURAL DETAILS TO ENGINEERS SPECIFICATIONS



NOTE:
THIS DRAWING IS PROVIDED FOR INFORMATIONAL PURPOSES ONLY. IF USED FOR CONSTRUCTION, THE CONTRACTOR ASSUMES ALL RESPONSIBILITY FOR LOCAL CODE COMPLIANCE. ALL DRAWINGS, PLANS, SKETCHES ETC. ARE PROVIDED TO OUR CLIENTS BASED UPON INFORMATION PROVIDED BY THE CLIENT AND DRAWN IN ACCORDANCE WITH COMMON BUILDING PRACTICES AND LOCAL CODES. NONE OF THE EMPLOYEES OF DRAFTING HELP ARE REGISTERED ARCHITECTS, ENGINEERS OR LAND SURVEYORS. ALL DIMENSIONS AND SPECIFICATIONS SHOULD BE VERIFIED BY CLIENT AND/OR CONTRACTOR BEFORE ACTUAL CONSTRUCTION BEGINS. IF DIMENSIONS AND SPECIFICATIONS ARE NOT VERIFIED BY CLIENT AND/OR CONTRACTOR BEFORE ACTUAL CONSTRUCTION BEGINS DRAFTING HELP WILL BE HELD HARMLESS. DRAFTINGHELP ASSUMES NO LIABILITY FOR CHANGES AND/OR REVISIONS MADE TO PLANS BY CLIENT AND/OR CONTRACTOR.

FNNAME

REVDATE

USER



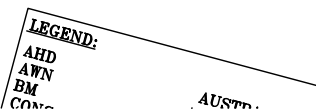
Dust Control

ALL TRUCKS/UTES MUST COVER THEIR LOADS AT ALL TIMES.

APPROPRIATE METHODS ARE TO BE EMPLOYED TO PREVENT BLOWING DUST CREATING AN UNACCEPTABLE HAZARD OR NUISANCE ON THE SITE OR DOWN WIND. PRODUCTION OF DUST CAN BE MINIMISED BY LIMITING AREA OF EARTHWORKS, WATERING AND PROGRESSIVE VEGETATION.

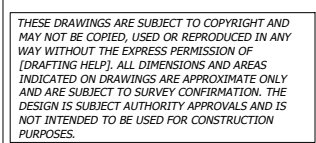
WHERE DUST IS CREATED AS A RESULT WORKS AND/OR SOIL EXPOSURE, THE BARE SOIL AREAS MUST BE WATERED, DURING AND/OR AT THE END OF EACH DAY TO LAY THE DUST.

EARTH MOVING ACTIVITIES SHOULD BE AVOIDED WHERE WINDS ARE SUFFICIENTLY STRONG ENOUGH TO RAISE VISIBLE DUST.



**ARCHITECTURAL DRAFTING
3D VISUALISATION
DEVELOPMENT APPLICATION
ASSISTANCE
COUNCIL COMPLIANT PLANS**

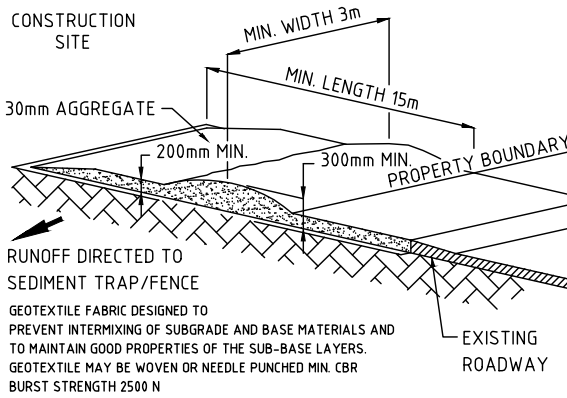
General Notes



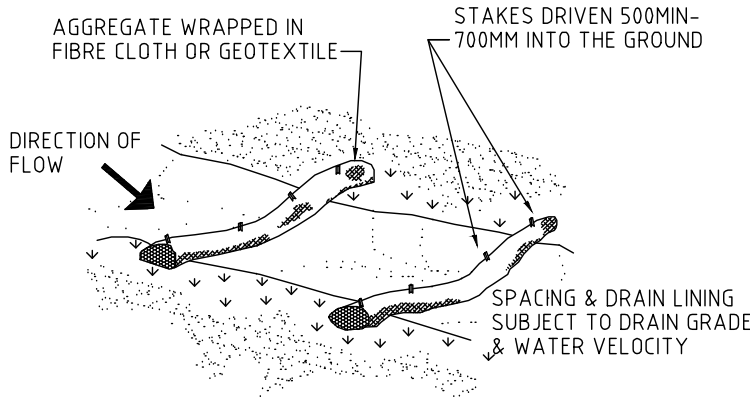
DP No. 28984		
LOT No. D		
A	ISSUED FOR DA	XXXX
No.	Revision/Issue	Date

Project Name and Address

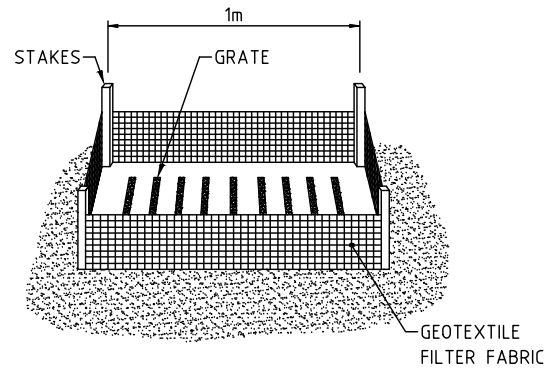
MICHAEL CLIFTON
171D BARRENJOEY RD
NEWPORT
NSW 2106



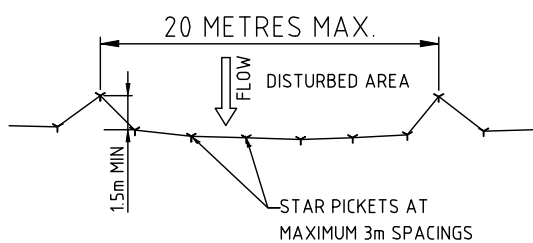
STABILISED SITE ACCESS



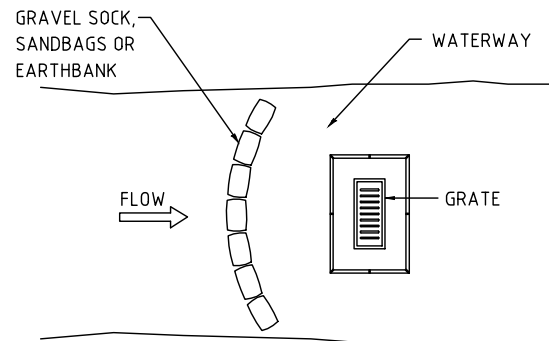
GRAVEL SOCK CHECK DAM



GEOTEXTILE STORMWATER INLET FILTER



SEDIMENT FENCE PLAN



STORMWATER INLET FILTER

CONTROLLING CONTAMINATION ON SITE

Avoid contamination of stormwater with sediment. Use diversion devices to reduce the volume of stormwater reaching the disturbed area. On compact urban sites avoid overland flow through the work area by installing the final stormwater drainage system as early as possible in the construction process. Before installation of the final stormwater system, install an up-slope perimeter bank and catch drain connected to a temporary drop pipe, to take uncontaminated stormwater directly to the stormwater system. On steep sites, line catch drains with turf or geotextile fabric.

Uncontaminated stormwater from the channel should discharge to the stormwater system. In some cases discharge onto non-erodible areas of land is permissible. Check with your local council. Do not allow discharge into neighbouring properties. Roof drainage must discharge to the stormwater system, unless rainwater is being harvested. Complete the final stormwater drainage system before the roof is installed. Connect using either temporary or permanent downpipes

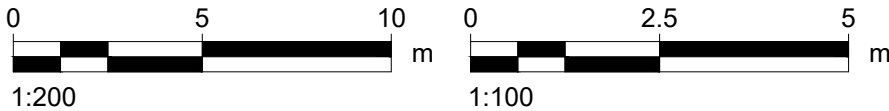
POST-CONSTRUCTION AND EROSION CONTROL

Stabilise the site as soon as possible after construction, or while the last trades are finishing, to minimise the potential for ongoing soil erosion. Turf lawns are commonly used to stabilise soil but their high water consumption can be an environmental burden. Native ground cover plants do the same thing with considerably lower water use. Avoid replacing native vegetation with turf. Mulch (straw or other material) can be used on open garden beds to protect soil and support plant growth. Mulch spread to a depth of 75-100mm minimises soil and water loss and controls weed growth. Mulch may be less suitable on steep sites and in high wind areas. Temporary, quick germinating grasses such as rye and oats can be used to stabilise soil until slower growing plants can be established. This method is only effective after the grass seeds have germinated and established a root structure. Semi permeable paving can be used to stabilise areas of the site. Avoid excessive use of hard surfaces that prevent stormwater being absorbed. Biodegradable erosion control mats are useful when revegetating steep slopes. Integrate landscaping strategy with sediment control. For example, diversion channels and trenches that filter sediment can be used with rubble in the base to create a deep root planting opportunity.

SEDIMENT & EROSION CONTROL - ADDITIONAL DETAILS TO BE FOLLOWED BY SITE MANAGER / CONSTRUCTION WORKERS

GENERAL NOTES

- BUILDER TO CONFIRM ALL LEVELS AND DIMENSIONS ON SITE BEFORE WORK BEGINS
- ALL WORK TO BE IN ACCORDANCE WITH LOCAL AUTHORITIES REQUIREMENTS AND B.C.A. REQUIREMENTS.
- CONNECT DP'S TO EXISTING STORMWATER SYSTEM. ALL STRUCTURAL DETAILS TO ENGINEERS SPECIFICATIONS



NOTE: THIS DRAWING IS PROVIDED FOR INFORMATIONAL PURPOSES ONLY. IF USED FOR CONSTRUCTION, THE CONTRACTOR ASSUMES ALL RESPONSIBILITY FOR LOCAL CODE COMPLIANCE. ALL DRAWINGS, PLANS, SKETCHES ETC. ARE PROVIDED TO OUR CLIENTS BASED UPON INFORMATION PROVIDED BY THE CLIENT AND DRAWN IN ACCORDANCE WITH COMMON BUILDING PRACTICES AND LOCAL CODES. NONE OF THE EMPLOYEES OF DRAFTING HELP ARE REGISTERED ARCHITECTS, ENGINEERS OR LAND SURVEYORS. ALL DIMENSIONS AND SPECIFICATIONS SHOULD BE VERIFIED BY CLIENT AND/OR CONTRACTOR BEFORE ACTUAL CONSTRUCTION BEGINS. IF DIMENSIONS AND SPECIFICATIONS ARE NOT VERIFIED BY CLIENT AND/OR CONTRACTOR BEFORE ACTUAL CONSTRUCTION BEGINS DRAFTING HELP WILL BE HELD HARMLESS. DRAFTINGHELP ASSUMES NO LIABILITY FOR CHANGES AND/OR REVISIONS MADE TO PLANS BY CLIENT AND/OR CONTRACTOR.

ARCHITECTURAL DRAFTING
3D VISUALISATION
DEVELOPMENT APPLICATION
ASSISTANCE
COUNCIL COMPLIANT PLANS

LEGEND:
EXISTING BUILDING OUTLINE
PROPOSED WORK

General Notes



THESE DRAWINGS ARE SUBJECT TO COPYRIGHT AND MAY NOT BE COPIED, USED OR REPRODUCED IN ANY WAY WITHOUT THE EXPRESS PERMISSION OF DRAFTING HELP. ALL DIMENSIONS AND AREAS INDICATED ON DRAWINGS ARE APPROXIMATE ONLY AND ARE SUBJECT TO SURVEY CONSIDERATION. THE DESIGN IS SUBJECT AUTHORITY APPROVALS AND IS NOT INTENDED TO BE USED FOR CONSTRUCTION PURPOSES.

Project ADDITIONS AND ALTERATIONS		Sheet S2
Date		
12/05/2021		
Scale NTS		
DP No.		28984
LOT No.		D
A	ISSUED FOR DA	XXXX
No.	Revision/Issue	Date

dh DRAFTING HELP
ARCHITECTURAL DRAFTING & DESIGN SERVICES
5/470 Sydney Rd
Balgowlah 2093 NSW
www.draftinghelp.com.au
02 87763474

Project Name and Address
MICHAEL CLIFTON
171D BARRENJOEY RD
NEWPORT
NSW 2106

LEGEND:
 EXISTING BUILDING OUTLINE
 PROPOSED WORK

General Notes



THESE DRAWINGS ARE SUBJECT TO COPYRIGHT AND MAY NOT BE COPIED, USED OR REPRODUCED IN ANY WAY WITHOUT THE EXPRESS PERMISSION OF DRAFTING HELP. ALL DIMENSIONS AND AREAS INDICATED ON DRAWINGS ARE APPROXIMATE ONLY AND ARE SUBJECT TO SURVEY CONSIDERATION. THE DESIGN IS SUBJECT TO SURVEY APPROVALS AND IS NOT INTENDED TO BE USED FOR CONSTRUCTION PURPOSES.

Project ADDITIONS AND ALTERATIONS	Sheet S3
Date 12/05/2021	
Scale NTS	

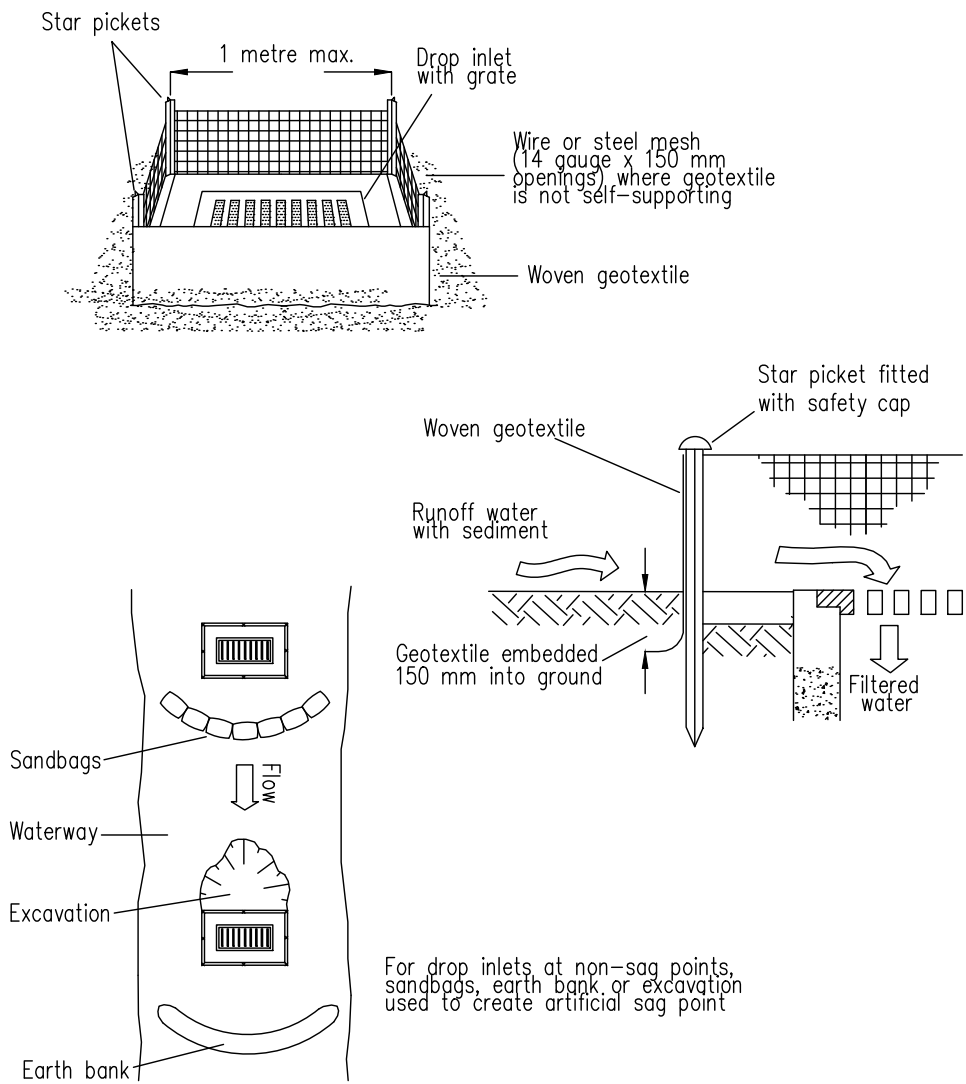
DP No. **28984**

LOT No. **D**

A	ISSUED FOR DA	XXXX
No.	Revision/Issue	Date

dh DRAFTING HELP
ARCHITECTURAL DRAFTING & DESIGN SERVICES
5/470 Sydney Rd
Balgowlah 2093 NSW
www.draftinghelp.com.au
02 87763474

Project Name and Address
**MICHAEL CLIFTON
171D BARRENJOEY RD
NEWPORT
NSW 2106**

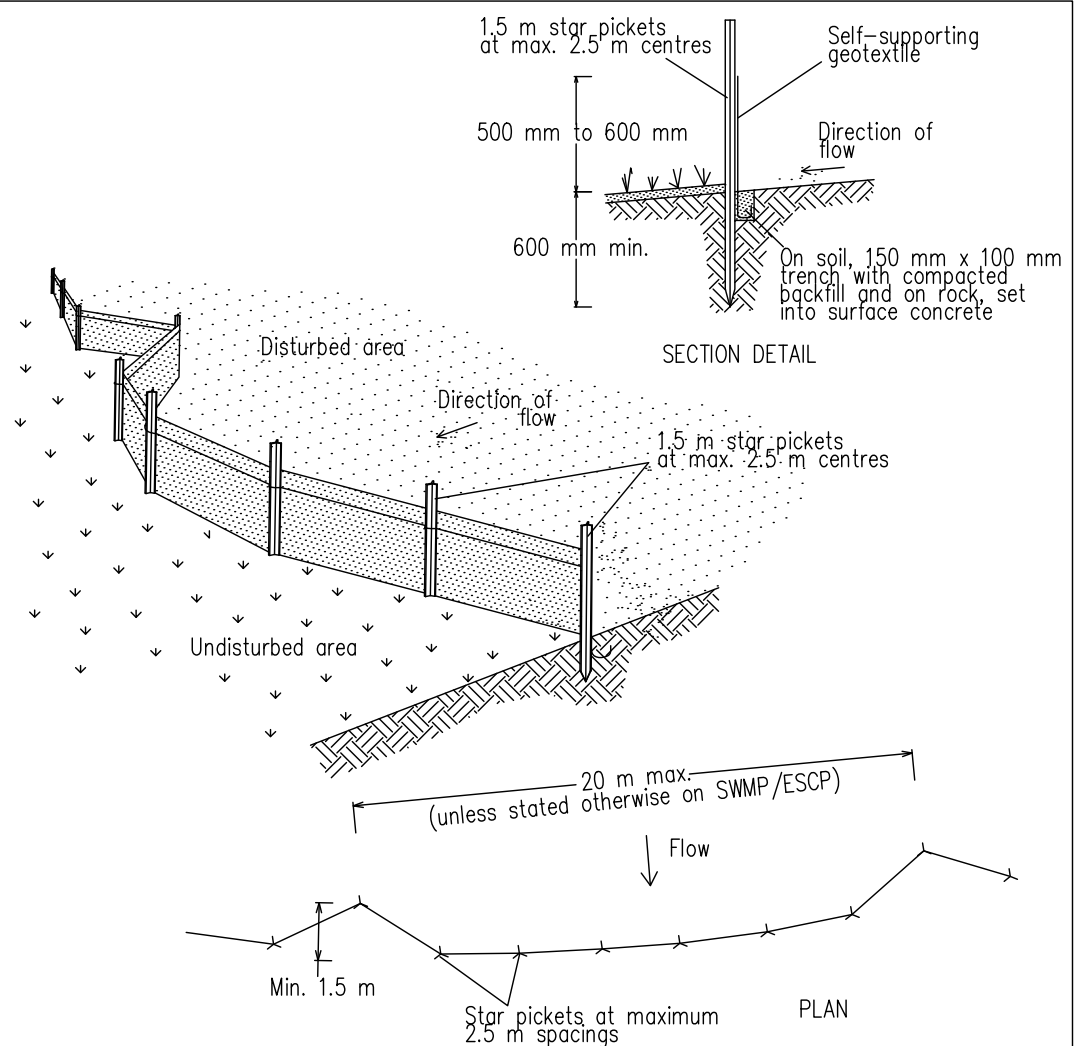


Construction Notes

1. Fabricate a sediment barrier made from geotextile or straw bales.
2. Follow Standard Drawing 6–7 and Standard Drawing 6–8 for installation procedures for the straw bales or geofabric. Reduce the picket spacing to 1 metre centres.
3. In waterways, artificial sag points can be created with sandbags or earth banks as shown in the drawing.
4. Do not cover the inlet with geotextile unless the design is adequate to allow for all waters to bypass it.

GEOTEXTILE INLET FILTER

SD 6–12



Construction Notes

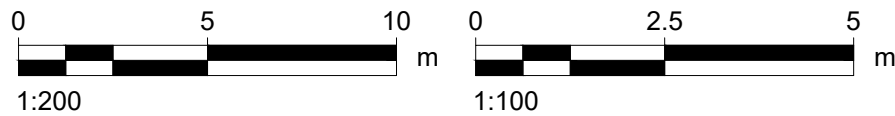
1. Construct sediment fences as close as possible to being parallel to the contours of the site, but with small returns as shown in the drawing to limit the catchment area of any one section. The catchment area should be small enough to limit water flow if concentrated at one point to 50 litres per second in the design storm event, usually the 10–year event.
2. Cut a 150–mm deep trench along the upslope line of the fence for the bottom of the fabric to be entrenched.
3. Drive 1.5 metre long star pickets into ground at 2.5 metre intervals (max) at the downslope edge of the trench. Ensure any star pickets are fitted with safety caps.
4. Fix self-supporting geotextile to the upslope side of the posts ensuring it goes to the base of the trench. Fix the geotextile with wire ties or as recommended by the manufacturer. Only use geotextile specifically produced for sediment fencing. The use of shade cloth for this purpose is not satisfactory.
5. Join sections of fabric at a support post with a 150–mm overlap.
6. Backfill the trench over the base of the fabric and compact it thoroughly over the geotextile.

SEDIMENT FENCE

SD 6–8

GENERAL NOTES

- BUILDER TO CONFIRM ALL LEVELS AND DIMENSIONS ON SITE BEFORE WORK BEGINS
- ALL WORK TO BE IN ACCORDANCE WITH LOCAL AUTHORITIES REQUIREMENTS AND B.C.A. REQUIREMENTS.
- CONNECT DP'S TO EXISTING STORMWATER SYSTEM.
- ALL STRUCTURAL DETAILS TO ENGINEERS SPECIFICATIONS

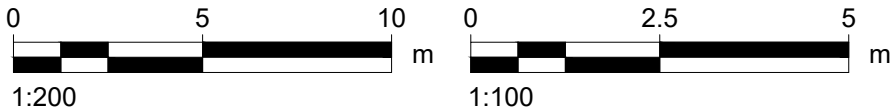
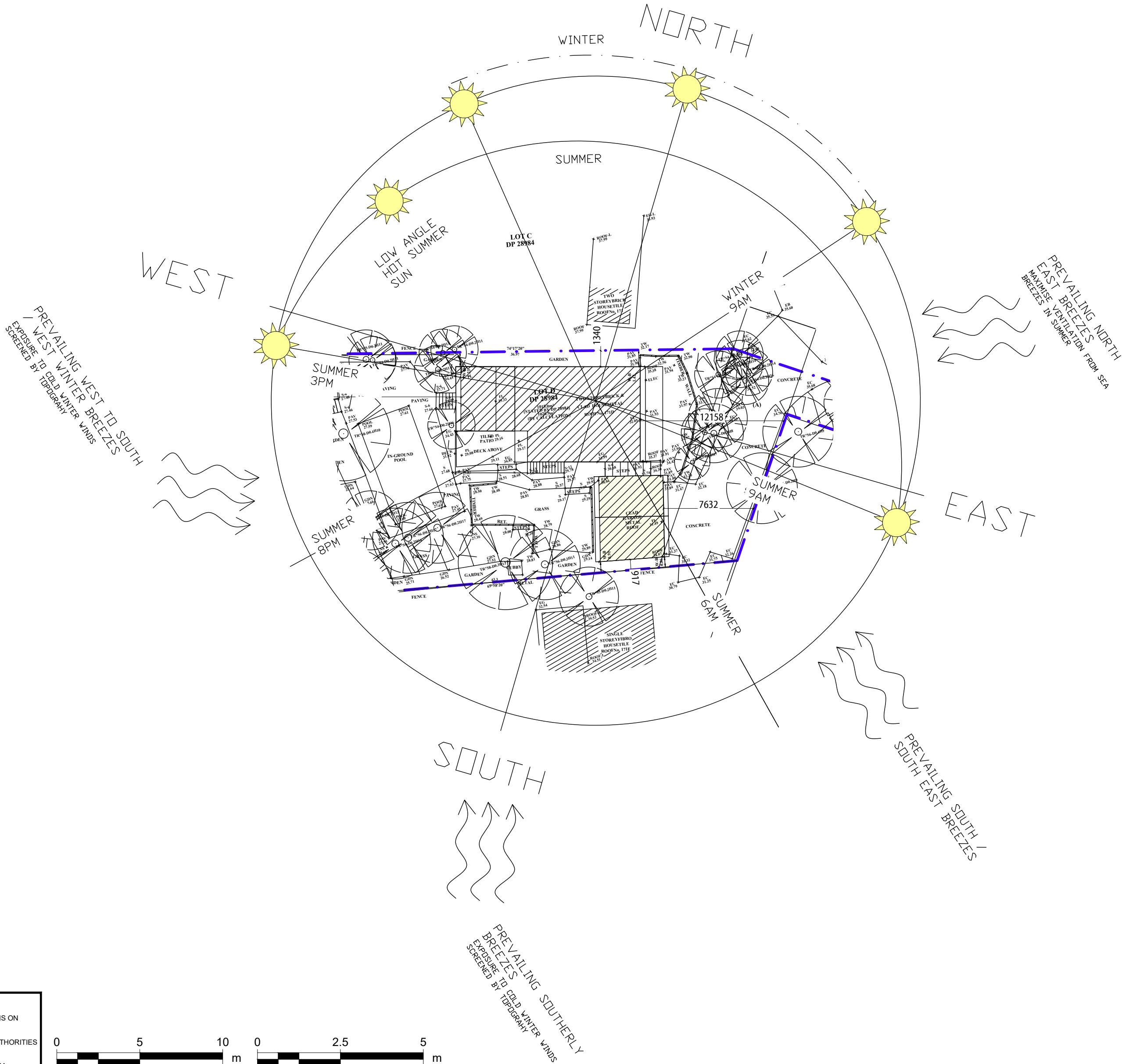


NOTE:
THIS DRAWING IS PROVIDED FOR INFORMATIONAL PURPOSES ONLY. IF USED FOR CONSTRUCTION, THE CONTRACTOR ASSUMES ALL RESPONSIBILITY FOR LOCAL CODE COMPLIANCE. ALL DRAWINGS, PLANS, SKETCHES ETC. ARE PROVIDED TO OUR CLIENTS BASED UPON INFORMATION PROVIDED BY THE CLIENT AND DRAWN IN ACCORDANCE WITH COMMON BUILDING PRACTICES AND LOCAL CODES. NONE OF THE EMPLOYEES OF DRAFTING HELP ARE REGISTERED ARCHITECTS, ENGINEERS OR LAND SURVEYORS. ALL DIMENSIONS AND SPECIFICATIONS SHOULD BE VERIFIED BY CLIENT AND/OR CONTRACTOR BEFORE ACTUAL CONSTRUCTION BEGINS. IF DIMENSIONS AND SPECIFICATIONS ARE NOT VERIFIED BY CLIENT AND/OR CONTRACTOR BEFORE ACTUAL CONSTRUCTION BEGINS DRAFTING HELP WILL BE HELD HARMLESS. DRAFTINGHELP ASSUMES NO LIABILITY FOR CHANGES AND/OR REVISIONS MADE TO PLANS BY CLIENT AND/OR CONTRACTOR.

GENERAL NOTES

- BUILDER TO CONFIRM ALL LEVELS AND DIMENSIONS ON SITE BEFORE WORK BEGINS
- ALL WORK TO BE IN ACCORDANCE WITH LOCAL AUTHORITIES REQUIREMENTS AND B.C.A. REQUIREMENTS.
- CONNECT DP'S TO EXISTING STORMWATER SYSTEM. ALL STRUCTURAL DETAILS TO ENGINEERS SPECIFICATIONS

NOTE:
THIS DRAWING IS PROVIDED FOR INFORMATIONAL PURPOSES ONLY. IF USED FOR CONSTRUCTION, THE CONTRACTOR ASSUMES ALL RESPONSIBILITY FOR LOCAL CODE COMPLIANCE. ALL DRAWINGS, PLANS, SKETCHES ETC. ARE PROVIDED TO OUR CLIENTS BASED UPON INFORMATION PROVIDED BY THE CLIENT AND DRAWN IN ACCORDANCE WITH COMMON BUILDING PRACTICES AND LOCAL CODES. NONE OF THE EMPLOYEES OF DRAFTING HELP ARE REGISTERED ARCHITECTS, ENGINEERS OR LAND SURVEYORS. ALL DIMENSIONS AND SPECIFICATIONS SHOULD BE VERIFIED BY CLIENT AND/OR CONTRACTOR BEFORE ACTUAL CONSTRUCTION BEGINS. IF DIMENSIONS AND SPECIFICATIONS ARE NOT VERIFIED BY CLIENT AND/OR CONTRACTOR BEFORE ACTUAL CONSTRUCTION BEGINS DRAFTING HELP WILL BE HELD HARMLESS. DRAFTINGHELP ASSUMES NO LIABILITY FOR CHANGES AND/OR REVISIONS MADE TO PLANS BY CLIENT AND/OR CONTRACTOR.



ARCHITECTURAL DRAFTING
3D VISUALISATION
DEVELOPMENT APPLICATION
ASSISTANCE
COUNCIL COMPLIANT PLANS

LEGEND:
EXISTING BUILDING OUTLINE
PROPOSED WORK

General Notes



THESE DRAWINGS ARE SUBJECT TO COPYRIGHT AND MAY NOT BE COPIED, USED OR REPRODUCED IN ANY WAY WITHOUT THE EXPRESS PERMISSION OF (DRAFTING HELP). ALL DIMENSIONS AND AREAS INDICATED ON DRAWINGS ARE APPROXIMATE ONLY AND ARE SUBJECT TO SURVEY CONFIRMATION. THE DESIGN IS SUBJECT AUTHORITY APPROVALS AND IS NOT INTENDED TO BE USED FOR CONSTRUCTION PURPOSES.

Project ADDITIONS AND ALTERATIONS	Sheet
Date 12/09/2021	SA
Scale	
NTS	

DP No. 28984

LOT No. D

A ISSUED FOR DA XXXX

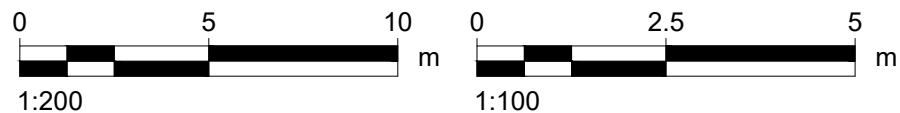
No.	Revision/Issue	Date
-----	----------------	------

dh DRAFTING HELP
ARCHITECTURAL DRAFTING & DESIGN SERVICES
5/470 Sydney Rd
Balgowlah 2093 NSW
www.draftinghelp.com.au
02 87763474

Project Name and Address
MICHAEL CLIFTON
171D BARRENJOEY RD
NEWPORT
NSW 2106

GENERAL NOTES

- BUILDER TO CONFIRM ALL LEVELS AND DIMENSIONS ON SITE BEFORE WORK BEGINS
- ALL WORK TO BE IN ACCORDANCE WITH LOCAL AUTHORITIES REQUIREMENTS AND B.C.A. REQUIREMENTS.
- CONNECT DP'S TO EXISTING STORMWATER SYSTEM. ALL STRUCTURAL DETAILS TO ENGINEERS SPECIFICATIONS



NOTE:
THIS DRAWING IS PROVIDED FOR INFORMATIONAL PURPOSES ONLY. IF USED FOR CONSTRUCTION, THE CONTRACTOR ASSUMES ALL RESPONSIBILITY FOR LOCAL CODE COMPLIANCE. ALL DRAWINGS, PLANS, SKETCHES ETC. ARE PROVIDED TO OUR CLIENTS BASED UPON INFORMATION PROVIDED BY THE CLIENT AND DRAWN IN ACCORDANCE WITH COMMON BUILDING PRACTICES AND LOCAL CODES. NONE OF THE EMPLOYEES OF DRAFTING HELP ARE REGISTERED ARCHITECTS, ENGINEERS OR LAND SURVEYORS. ALL DIMENSIONS AND SPECIFICATIONS SHOULD BE VERIFIED BY CLIENT AND/OR CONTRACTOR BEFORE ACTUAL CONSTRUCTION BEGINS. IF DIMENSIONS AND SPECIFICATIONS ARE NOT VERIFIED BY CLIENT AND/OR CONTRACTOR BEFORE ACTUAL CONSTRUCTION BEGINS DRAFTING HELP WILL BE HELD HARMLESS. DRAFTINGHELP ASSUMES NO LIABILITY FOR CHANGES AND/OR REVISIONS MADE TO PLANS BY CLIENT AND/OR CONTRACTOR.

PRELIMINARIES

All work to comply with the Building Code of Australia, current editions of the relevant Australian Standards, and industry codes of practice.

Select, store, handle and install propriety products or systems in accordance with the published recommendations of the manufacturer or supplier.

Dimensions and Setout
Do not scale from drawings. Take figured dimensions in preference to scale. Verify all dimensions on site before commencing work. The site foreman shall be responsible for verifying all dimensions and levels prior to the commencement of the Works. In the event of discrepancies in the setout of the Works, the builder should refer to the Project Designer for clarification before proceeding.

TERMITE PROTECTION

Termite protection to AS3660.1.
Use a physical barrier system installed by licensed installers to manufacturer's specification.
Obtain all relevant certification from licensed installers to the effect that these works have been executed in accordance with the BCA, Aust. Stds and relevant codes of practice.

SITE PREPARATION

Groundworks for slabs and footings to AS2870.
Demolition to AS2601.
Avoid erosion, contamination and sedimentation of the site, surrounding areas and drainage systems. Limit clearing of the Site to areas to be occupied by the Works, paving and landscaping. Grub out or grind stumps of all trees to be removed from the site.

EXCAVATION

Excavate to give the levels and profiles required for construction, site services, paving and landscaping. Allow for compaction and settlement. Confirm bearing capacity for foundations is adequate. Provide even bearing surfaces for load-bearing elements including footings. Grade to ground surface externally to drain ground or surface water away from the buildings without ponding. Remove all loose material, debris and organic matter prior to placing fill, ground slabs and load-bearing elements. Compact the ground to achieve required density.

VAPOUR BARRIERS

All vapour barriers to AS2870.
Provide vapour barriers below all ground concrete slabs (if required) on sand blind surface sufficient to cover hard projections. Barriers to be minimum 0.2mm thick impact resistant polyethylene film.
Provide anti-caps between any brick or stone piers and sub walls and timber beams.

SERVICE TRENCHES

Excavate trenches as required to bring all services to the Works. Trenches to be straight between manholes, inspection points and junctions where practicable, of minimum depth required to adequately accommodate relevant service. Obtain inspection approvals where relevant prior to backfilling. Backfilling to be compacted to prevent subsidence.

CONCRETE CONSTRUCTION

Concrete structures generally to AS3600.
Ground slabs and footings to AS2870.
Ready-mixed concrete to AS1379.
All reinforcement to be in accordance with Engineer's drawings and specification. Place all concrete uniformly over the width of the slab to achieve a level face. Provide construction joints as required.
Compaction, curing and formwork stripping to comply with Aust. Stds and codes of practice.

TIMBER AND STEEL CONSTRUCTION

All timber framing and flooring to AS1684, AS1720.1 where relevant.
Structural steelwork to AS4100.
Preparation of metal surfaces to AS1627.
Flashing and damp-proof courses to AS2904.

DOORS AND WINDOWS

All doors and windows generally to AS2047.1 as per door and window schedule.

To match existing upvc system throughout. Reuse existing doors and windows as denoted on the drawings

Install flashings, weather-bars, drips, storm moulds etc. to prevent water entering building between frames and the building structure. Install all door and window sets plumb, level, straight and true, adequately anchored and free of building loads and structural deflection.

LININGS

All plasterboard linings to AS2588, 13mm thick sheets to ceilings, 10mm thick sheets to walls. Moisture resistant plasterboard to be used in all wet areas.
All fibre cement linings to AS2908.2, walls - 9mm-thick sheets, suspended soffits - 9mm-thick sheets, floors - 18mm thick sheets.
All installation to AS2589.1. Linings to be fixed to framing at recommended spacing. Ensure all linings are level, plumb, straight and true as applicable.
Provide recessed edge sheets and finish flush with perforated reinforcing tape.
Provide flashings, trim and sealants to effectively waterproof wet areas. Provide timber trim as detailed and where necessary to make neat junctions between components and finishes. Provide Rondo stopping bead profile to ceiling planes.

WATERPROOFING AND WET AREAS

All waterproofing to AS3740. All liquid and sheet membrane systems to be specific for their intended purpose, installed to manufacturer's specification, properly and effectively terminated at perimeters and drainage outlets. Provide certification by a credited certifier for waterproofing works prior to executing subsequent stages of Works. Provide a written guarantee for all waterproofing membranes of not less than 12 years.

TLING

All tiles to be cut to fit neatly around fixtures and fittings and at perimeters. Drill holes with damaging tile faces. Return tiles into sils, reveals, and opening. Butt up to returns, frames, fittings and other finishes. Distribute variations in hue, colour and pattern uniformly by mixing tiles or tile batches before laying. Allow beddings to set and attain working strength before opening areas to traffic. Set out tiles from the centre of floors and walls. Align joints between floors and walls where possible. Grade floor tiling even falls to floor wastes. Ensure level junctions to walls. Achieve minimum falls of 1 in 100 generally and 1 in 60 in shower wastes. Junctions between tiled floors and other materials to be finished with corrosion-resistant metal dividing strip fixed to the substrate. Do not compromise waterproof membrane. Bath cavities to be ventilated with min. 2 ventilation points...

FLOOR COATINGS AND COVERINGS

Polished concrete slab to be helicoptered burnish finish to Proprietor's specification.
Timber Floor coating to be 2 - 3 coats of Bona Mega (Silk Matt), applied using a Bona Roller or applicator. A coverage rate of 8-10m² / litre should be observed. Application to manufacturers specification.

PAINTING

All painting AS2311 and paint manufacturer's specifications.
Clean off marks, paint spots and stains progressively.
Touch up damaged paintwork with original paint batch where possible.
Refer to finishes schedule for details of painted finishes.

Steelwork

Fabricate and erect all structural steelwork in accordance with Structural Engineer's drawings and specifications. Submit shop drawings to Designer and Engineer for approval before commencing fabrication. All welds to be free of slag. Remove all swarf from steelwork and surrounds immediately after it is deposited. All propriety fixings to be compatible with steelwork finish. Obtain certification from Structural Engineer to the effect that these works have been executed satisfactorily.

Flooring and Decking

Strip flooring to AS1684.
Particleboard sheet flooring to AS1859.1, installed to AS1860.
Fibre-cement flooring to AS2908.2.
New timber decking to AS2796.
Ensure building is sufficiently protected from weather prior to installing all strip- and sheet-flooring.

Decking

Timber deck in accordance with AS1684. Allow to fix select grade hardwood decking as supplied by Proprietor. All handling, storage, installation and finishing as recommended by the manufacturer. Allow for sufficient acclimatization prior to installation.

Wall framing

All framing to AS1684.
Provide additional noggings etc., where required to fix linings, cladding, hardware, fixtures, fittings and accessories.

Provide damp proof courses under bottom plate of external clad-frame walls on slabs or dwarf masonry walls. Provide flashings to all external openings sufficient to prevent entry of moisture and wind-driven rain and other precipitation.

MASONRY CONSTRUCTION

Masonry generally to AS3700 and masonry units to AS4455.
Provide anti-caps between any brick or stone piers sub walls and timber beams.

INSULATION AND SARKING

Provide flexible membrane material normally used for waterproofing, vapour retarding or thermal reflective insulation.
All bulk insulation to AS3742, installed to AS3999.
All sarking material to AS4200.1.
Fit all batts tightly between framing members, and support securely. Provide vapour-permeable sarking under cladding which does not provide a permanent weatherproof seal, including boards or planks fixed in exposed locations where wind-driven rain can penetrate the joints. Apply to the outer face of external studs from top plate down over bottom plate and flashing. Run across studs and lap min. 150mm at joints. Provide roof sarking as part of roof insulation. Finish sarking at least 50mm clear of ridges.

ROOFING GUTTERING DOWNPIPES

new 150mm half-round guttering throughout with matching support brackets as selected
new 90mm dia downpipes as shown
new roof tiles (as required to rear extended roof only) to match existing installed in acc with manufacturers specifications
existing roof tiles to be carefully removed for reuse to front extended roof

ROOF PLUMBING

All roof plumbing to AS2179.1 and AS2180.
All fasteners and mechanically fastened joints to be sealed with silicone sealant. Flashing projections above and through roofing with 2-part apron flashing and over-flashing, min. 100mm overlap. Allow for independent movement between roofing and projection. All cover and under-flashing materials to be electrolytically compatible with roof sheeting and rainwater goods. Provide minimum 0.48 BxI sheet steel cappings and fascias pre-formed to profiles indicated on details prior to delivery. All cappings and flashings to be in single, continuous lengths. All accessories and fixings as per sheet metal fabricator's recommendation. All guttering and roof sheeting to achieve minimum falls as per Aust. Stds and sheet metal manufacturer's recommendation.

CABINETRY

Allow to build in and fit off all sinks and tubs, and other plumbing fixtures to be supplied by Proprietor.
Allow to co-ordinate between electrical and plumbing trades during installation of all cabinetry.

ARCHITECTURAL METALWORK

All metalwork strictly to Structural Engineers specification where applicable and to Designer's details. Confirm all measurements on site before fabrication. Prefabricate components off-site where possible for on-site fixing. All work to be set into position truly plumb, square and level and secured to suit loadings in vertical and horizontal alignment.

PLUMBING DRAINAGE AND GAS INSTALLATIONS

All plumbing and drainage work strictly in accordance with AS3500.
All gas installations to AS3601.
Install piping in straight lines and to minimum uniform grades where required. Ensure all piping is installed to prevent vibration and water-hammer whilst permitting thermal movement. Prevent direct contact with incompatible metals. Lines in sub-floor spaces to be min. 150mm clear of ground level. Ensure adequate access for inspection and maintenance where required.

Stormwater and Wastewater

Use temporary covers during construction to openings and keep system free of debris. Flush system clean upon completion. Connect subsoil drains to groundwater drainage system. Laundry tub, washing machine and kitchen sink to be plumbed directly into drainage lines via dedicated charged waste. Do not plumb through floor waste.

Rainwater Storage

All plumbing and drainage work strictly in accordance with AS1273 / AS2179 / AS3500.
First flush devices to be fitted to all downpipes. All inlets and outlets to be protected with suitable mosquito barrier.

Gas

Gas supply to be installed to Local Authority Requirements. On completion of installation and testing, turn on isolation and control valves and purge and charge the installation.

DOMESTIC ELECTRICAL AND MECHANICAL INSTALLATIONS

All domestic electrical works to AS3018.
All mechanical installations to AS1668.
All telecommunications installations to AS1501.8.
Provide switches, outlets and plates generally in accordance with wiring diagrams. Provide control switchgear, circuit breakers and earth leakage protection devices as required. Provide for installation of exhaust fans where required, appropriate to the use and size of the rooms to be ventilated. Connect and duct ceiling grilles to suitable, rainproof exterior outlets. Install smoke alarms as required by Aust. Stds and BCA.
Test all electrical installations, smoke alarms and mechanical ventilation prior to completion.

ARCHITECTURAL DRAFTING 3D VISUALISATION DEVELOPMENT APPLICATION ASSISTANCE COUNCIL COMPLIANT PLANS

LEGEND:

EXISTING BUILDING OUTLINE
 PROPOSED WORK

General Notes



THESE DRAWINGS ARE SUBJECT TO COPYRIGHT AND MAY NOT BE COPIED, USED OR REPRODUCED IN ANY WAY WITHOUT THE EXPRESS PERMISSION OF DRAFTING HELP. ALL DIMENSIONS AND AREAS INDICATED ON DRAWINGS ARE APPROXIMATE ONLY AND ARE SUBJECT TO SURVEY CONSIDERATION. THE DESIGN IS SUBJECT AUTHORITY APPROVALS AND IS NOT INTENDED TO BE USED FOR CONSTRUCTION PURPOSES.

Project ADDITIONS AND ALTERATIONS	Sheet	
Date	N1	
12/05/2021		
Scale		
NTS		

DP No. 28984

LOT No. D

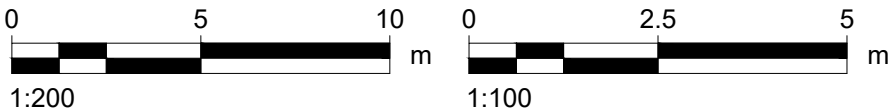
A	ISSUED FOR DA	XXXX
No.	Revision/Issue	Date

dh DRAFTING HELP
ARCHITECTURAL DRAFTING & DESIGN SERVICES
5/470 Sydney Rd
Belconnen 2903 NSW
www.draftinghelp.com.au
02 97763474

Project Name and Address
**MICHAEL CLIFTON
171D BARRENJOEY RD
NEWPORT
NSW 2106**

GENERAL NOTES

- BUILDER TO CONFIRM ALL LEVELS AND DIMENSIONS ON SITE BEFORE WORK BEGINS
- ALL WORK TO BE IN ACCORDANCE WITH LOCAL AUTHORITIES REQUIREMENTS AND B.C.A. REQUIREMENTS.
- CONNECT DP'S TO EXISTING STORMWATER SYSTEM. ALL STRUCTURAL DETAILS TO ENGINEERS SPECIFICATIONS



NOTE:
THIS DRAWING IS PROVIDED FOR INFORMATIONAL PURPOSES ONLY. IF USED FOR CONSTRUCTION, THE CONTRACTOR ASSUMES ALL RESPONSIBILITY FOR LOCAL CODE COMPLIANCE. ALL DRAWINGS, PLANS, SKETCHES ETC. ARE PROVIDED TO OUR CLIENTS BASED UPON INFORMATION PROVIDED BY THE CLIENT AND DRAWN IN ACCORDANCE WITH COMMON BUILDING PRACTICES AND LOCAL CODES. NONE OF THE EMPLOYEES OF DRAFTING HELP ARE REGISTERED ARCHITECTS, ENGINEERS OR LAND SURVEYORS. ALL DIMENSIONS AND SPECIFICATIONS SHOULD BE VERIFIED BY CLIENT AND/OR CONTRACTOR BEFORE ACTUAL CONSTRUCTION BEGINS. IF DIMENSIONS AND SPECIFICATIONS ARE NOT VERIFIED BY CLIENT AND/OR CONTRACTOR BEFORE ACTUAL CONSTRUCTION BEGINS DRAFTING HELP WILL BE HELD HARMLESS. DRAFTINGHELP ASSUMES NO LIABILITY FOR CHANGES AND/OR REVISIONS MADE TO PLANS BY CLIENT AND/OR CONTRACTOR.

Drafting Help Terms and Conditions

In these terms and conditions (**Terms**), **Drafting Help** means Drafting Help ACN: 621 017 007 and **You** means the person listed in the **Quote** (being the quote to which this document is attached) as the client of Drafting Help (and **Your** has a similar meaning).

You agree to, and will be bound by, these Terms upon the earlier of: Your written or oral confirmation to Drafting Help to commence the **Services** (being the services specifically set out in the Quote, subject to any exclusions or assumptions in the Quote); and You making any payment to Drafting Help in connection with the Services. You agree that you have been given the opportunity to read and understand these Terms.

1. You have engaged Drafting Help to perform the Services and agree to pay Drafting Help the **Fee** (being the fee set out in, or calculated in accordance with, the Quote and these Terms) in accordance with these Terms. If, at any time, You seek to end or cancel these Terms prior to the completion of the Services, without limiting Drafting Help's rights, Drafting Help may suspend the performance of the Services, and You must pay Drafting Help the balance of the Fee, immediately.
2. Subject to these Terms, Drafting Help will perform the Services with due care and skill.
3. You will pay the Fee in the manner, and at the times, set out in the Quote. If You do not comply with this paragraph, Drafting Help may immediately suspend the performance of the Services until such time as You have complied with this paragraph.
4. You will pay a default interest rate on any overdue payments at the rate of 18% per annum (calculated and compounding daily). This paragraph 4 survives termination of these Terms.
5. You will provide Drafting Help with all assistance, documentation, information and instructions requested by Drafting Help to enable Drafting Help to perform the Services (**Input**). If You do not comply with this paragraph, Drafting Help may itself carry out those activities at Your cost (calculated in accordance with the rates and prices set out in the Quote).
6. Drafting Help will not be held responsible for any error, defect, omission, fault, inconsistency, discrepancy or ambiguity in or between the designs or documents prepared by or on behalf of Drafting Help in (or incidental to) the performance of the Services (**Deliverables**), to the extent caused by Your failure to comply with, or any Input provided by or on behalf of You for the purpose of, paragraph 5. This paragraph 6 survives termination of these Terms.
7. If Drafting Help is asked to, or is required to perform:
 - a. services or activities which are different, or in addition, to the Services, You will pay Drafting Help for those services and activities; and
 - b. the Services in an order or sequence, or within a period of time, which is different to what Drafting Help had originally planned to perform those Services, You will pay Drafting Help the additional costs it suffers or incurs as a result of complying with the revised order, sequence or timing,

in accordance with the rates and prices set out in the Quote (or, where those rates or prices are not applicable, in accordance with reasonable rates and prices determined by Drafting Help).

8. You acknowledge and agree that the Fee is subject to change (and may be increased) where any fee, contribution, charge or third party cost increases (or a new fee, contribution, charge or third party cost is introduced) after the date Drafting Help issued the Quote.
9. Despite anything to the contrary (to the maximum extent permitted by law):
 - a. Drafting Help excludes all terms implied by statute, in fact, at law or on any other basis;
 - b. You acknowledge and agree that Drafting Help and its employees and consultants are not registered architects, engineers or surveyors;
 - c. You acknowledge and agree that the Services are performed solely for Your benefit, and that no third party will be permitted to use or rely upon the Deliverables, and Drafting Help will not be liable or responsible for any use, reliance or adaptation of the Deliverables;
 - d. You acknowledge and agree that the Services and the Deliverables are subject to inherent limitations having regard to the nature and the scope of the Services, and the circumstances in which they have been commissioned and are to be delivered (and, specifically, the Deliverables are not, and are not intended to be, plans or drawings for construction and should not be used or

relied upon for this purpose);

- e. You acknowledge and agree that Drafting Help is not liable or responsible for any work or services carried out or performed by any third party, including in relation to any survey, report, plan or drawing which Drafting Help relied upon, used, adopted or modified (directly or indirectly) in the performance of the Services;
 - f. Drafting Help is entitled to include limitation and disclaimer wording in all of the Deliverables to the foregoing effect;
 - g. in no event will Drafting Help be liable or responsible for any claim (or cost, expense, liability, loss or damage) caused or contributed to by any act or omission of You or any third party;
 - h. in no event will Drafting Help be liable or responsible for economic loss, loss of contract or goodwill, loss of profit or revenue, loss of business opportunity, loss of use, loss of reputation, loss of data, loss of production or production stoppage, financing or holding costs, increased expenses of operation or any indirect or consequential loss; and
 - i. Drafting Help's total liability arising out of or in connection with the Quote, these Terms, the Services and the Deliverables will not exceed the Fee (in aggregate),
- and these limitations and exclusions will apply whether the claim is based on breach of contract, tort (including negligence), under any warranty, under any indemnity, under statute, in equity or otherwise. This paragraph 9 survives termination of these Terms.
10. Drafting Help will retain ownership in all intellectual property rights (including moral rights and copyright) in or arising from the Services and the Deliverables, and You (and any of Your contractors or consultants) must not do anything which may infringe any of those intellectual property rights or the intellectual property rights of third parties (and, if any infringement does arise, You will indemnify Drafting Help for any loss or liability it suffers or incurs as a result). This paragraph 10 survives termination of these Terms.
 11. If:
 - a. You are in breach of these Terms, and You fail to rectify the breach within 14 days after being notified by Drafting Help; or
 - b. the Services are not completed by **[insert date]** as a result or consequence of (directly or indirectly) any event or circumstance which is beyond Drafting Help's reasonable control,

Drafting Help may (without limiting its rights at law) terminate these Terms and You will be obliged to pay the balance of the Fee to Drafting Help immediately. This paragraph 11 survives termination of these Terms.

12. If You have any issue or concern in relation to the Services or Deliverables, You must raise those issues or concerns to Drafting Help in writing within 7 days of first becoming aware of the issue or concern. If You do not comply with this paragraph, to the maximum extent permitted by law, You will have no claim against Drafting Help (and You release and discharge Drafting Help from any such claim). This paragraph 12 survives termination of these Terms.
13. No provision of these Terms will be construed adversely to Drafting Help because Drafting Help was responsible for the preparation of these Terms.
14. The Quote and these Terms constitute the entire agreement between Drafting Help and You in connection with the Services and the Deliverables, and prevail over and supersede all other communications or documentation entered into or exchanged between the parties.
15. These Terms are governed by the law in New South Wales, and each party irrevocably submits to the non-exclusive jurisdiction of courts exercising jurisdiction in New South Wales.

ARCHITECTURAL DRAFTING
3D VISUALISATION
DEVELOPMENT APPLICATION
ASSISTANCE
COUNCIL COMPLIANT PLANS

LEGEND:
 EXISTING BUILDING OUTLINE
 PROPOSED WORK

General Notes



THESE DRAWINGS ARE SUBJECT TO COPYRIGHT AND MAY NOT BE COPIED, USED OR REPRODUCED IN ANY WAY WITHOUT THE EXPRESS PERMISSION OF [DRAFTING HELP]. ALL DIMENSIONS AND AREAS INDICATED ON DRAWINGS ARE APPROXIMATE ONLY AND ARE SUBJECT TO SURVEY CONFIRMATION. THE DESIGN IS SUBJECT AUTHORITY APPROVALS AND IS NOT INTENDED TO BE USED FOR CONSTRUCTION PURPOSES.

Project ADDITIONS AND ALTERATIONS		Sheet
Date 2/05/2021		N2
Scale NTS		
DP No. 28984		
LOT No. D		
A	ISSUED FOR DA	XXXX
No.	Revision/Issue	Date

dh DRAFTING HELP
ARCHITECTURAL DRAFTING & DESIGN SERVICES
5/470 Sydney Rd
Balgowlah 2093 NSW
www.draftinghelp.com.au
02 87763474

Project Name and Address
**MICHAEL CLIFTON
171D BARRENJOEY RD
NEWPORT
NSW 2106**

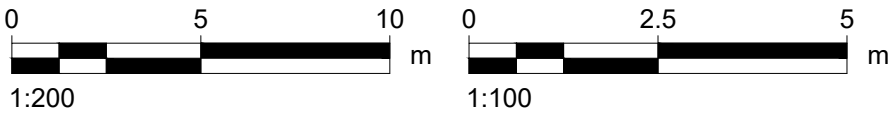
Fixtures and systems	Show on DA Plans	Show on CC/CDC Plans & specs	Certifier Check
Lighting		✓	✓
The applicant must ensure a minimum of 40% of new or altered light fixtures are fitted with fluorescent, compact fluorescent, or light-emitting-diode (LED) lamps.			

Construction			Show on DA Plans	Show on CC/CDC Plans & specs	Certifier Check
Insulation requirements					
The applicant must construct the new or altered construction (floor(s), walls, and ceilings/roofs) in accordance with the specifications listed in the table below, except that a) additional insulation is not required where the area of new construction is less than 2m2, b) insulation specified is not required for parts of altered construction where insulation already exists.			✓	✓	✓
Construction	Additional insulation required (R-value)	Other specifications			
suspended floor above garage: framed (R0.7).	nil				
external wall: framed (weatherboard, fibro, metal clad)	R1.30 (or R1.70 including construction)				
raked ceiling, pitched/skillion roof: framed	ceiling: R2.50 (up), roof: foil/sarking	dark (solar absorptance > 0.70)			

Glazing requirements	Show on DA Plans	Show on CC/CDC Plans & specs	Certifier Check			
Windows and glazed doors						
The applicant must install the windows, glazed doors and shading devices, in accordance with the specifications listed in the table below. Relevant overshadowing specifications must be satisfied for each window and glazed door.	✓	✓	✓			
The following requirements must also be satisfied in relation to each window and glazed door:		✓	✓			
Each window or glazed door with standard aluminium or timber frames and single clear or toned glass may either match the description, or, have a U-value and a Solar Heat Gain Coefficient (SHGC) no greater than that listed in the table below. Total system U-values and SHGCs must be calculated in accordance with National Fenestration Rating Council (NFRC) conditions.		✓	✓			
Each window or glazed door with improved frames, or pyrolytic low-e glass, or clear/air gap/clear glazing, or toned/air gap/clear glazing must have a U-value and a Solar Heat Gain Coefficient (SHGC) no greater than that listed in the table below. Total system U-values and SHGCs must be calculated in accordance with National Fenestration Rating Council (NFRC) conditions. The description is provided for information only. Alternative systems with complying U-value and SHGC may be substituted.		✓	✓			
Overshadowing buildings or vegetation must be of the height and distance from the centre and the base of the window and glazed door, as specified in the 'overshadowing' column in the table below.	✓	✓	✓			
Windows and glazed doors glazing requirements						
Window / door no.	Orientation	Area of glass inc. frame (m2)	Overshadowing	Shading device	Frame and glass type	
			Height (m)			Distance (m)
W1	E	1.2	9	7.5	none	standard aluminium, single clear, (or U-value: 7.63, SHGC: 0.75)
W2	W	7.5	8.7	11	none	aluminium, single Lo-Tsol low-e, (U-value: 5.6, SHGC: 0.36)

GENERAL NOTES

- BUILDER TO CONFIRM ALL LEVELS AND DIMENSIONS ON SITE BEFORE WORK BEGINS
- ALL WORK TO BE IN ACCORDANCE WITH LOCAL AUTHORITIES REQUIREMENTS AND B.C.A. REQUIREMENTS.
- CONNECT DP'S TO EXISTING STORMWATER SYSTEM. ALL STRUCTURAL DETAILS TO ENGINEERS SPECIFICATIONS



NOTE:
THIS DRAWING IS PROVIDED FOR INFORMATIONAL PURPOSES ONLY. IF USED FOR CONSTRUCTION, THE CONTRACTOR ASSUMES ALL RESPONSIBILITY FOR LOCAL CODE COMPLIANCE. ALL DRAWINGS, PLANS, SKETCHES ETC. ARE PROVIDED TO OUR CLIENTS BASED UPON INFORMATION PROVIDED BY THE CLIENT AND DRAWN IN ACCORDANCE WITH COMMON BUILDING PRACTICES AND LOCAL CODES. NONE OF THE EMPLOYEES OF DRAFTING HELP ARE REGISTERED ARCHITECTS, ENGINEERS OR LAND SURVEYORS. ALL DIMENSIONS AND SPECIFICATIONS SHOULD BE VERIFIED BY CLIENT AND/OR CONTRACTOR BEFORE ACTUAL CONSTRUCTION BEGINS. IF DIMENSIONS AND SPECIFICATIONS ARE NOT VERIFIED BY CLIENT AND/OR CONTRACTOR BEFORE ACTUAL CONSTRUCTION BEGINS DRAFTING HELP WILL BE HELD HARMLESS. DRAFTINGHELP ASSUMES NO LIABILITY FOR CHANGES AND/OR REVISIONS MADE TO PLANS BY CLIENT AND/OR CONTRACTOR.

ARCHITECTURAL DRAFTING
3D VISUALISATION
DEVELOPMENT APPLICATION
ASSISTANCE
COUNCIL COMPLIANT PLANS

LEGEND:

EXISTING BUILDING OUTLINE

PROPOSED WORK

General Notes

proudly supporting

bear cottage

a part of the children's hospital & museum

THESE DRAWINGS ARE SUBJECT TO COPYRIGHT AND MAY NOT BE COPIED, USED OR REPRODUCED IN ANY WAY WITHOUT THE EXPRESS PERMISSION OF [DRAFTING HELP]. ALL DIMENSIONS AND AREAS INDICATED ON DRAWINGS ARE APPROXIMATE ONLY AND ARE SUBJECT TO SURVEY CONFIRMATION. THE DESIGN IS SUBJECT AUTHORITY APPROVALS AND IS NOT INTENDED TO BE USED FOR CONSTRUCTION PURPOSES.

Project
ADDITIONS AND
ALTERATIONS

Date
12/2/2019

Scale
NTS

Sheet
B1

DP No.
883656

LOT No.
1

A	ISSUED FOR DA	XXXX
No.	Revision/Issue	Date

dhDRAFTING HELP

ARCHITECTURAL DRAFTING & DESIGN SERVICES

5/470 Sydney Rd
Balgowlah 2093 NSW
www.draftinghelp.com.au
02 87763474

Project Name and Address

ROGER YEXLEY
19 BRENTWOOD PLACE
FRENCHS FOREST
NSW