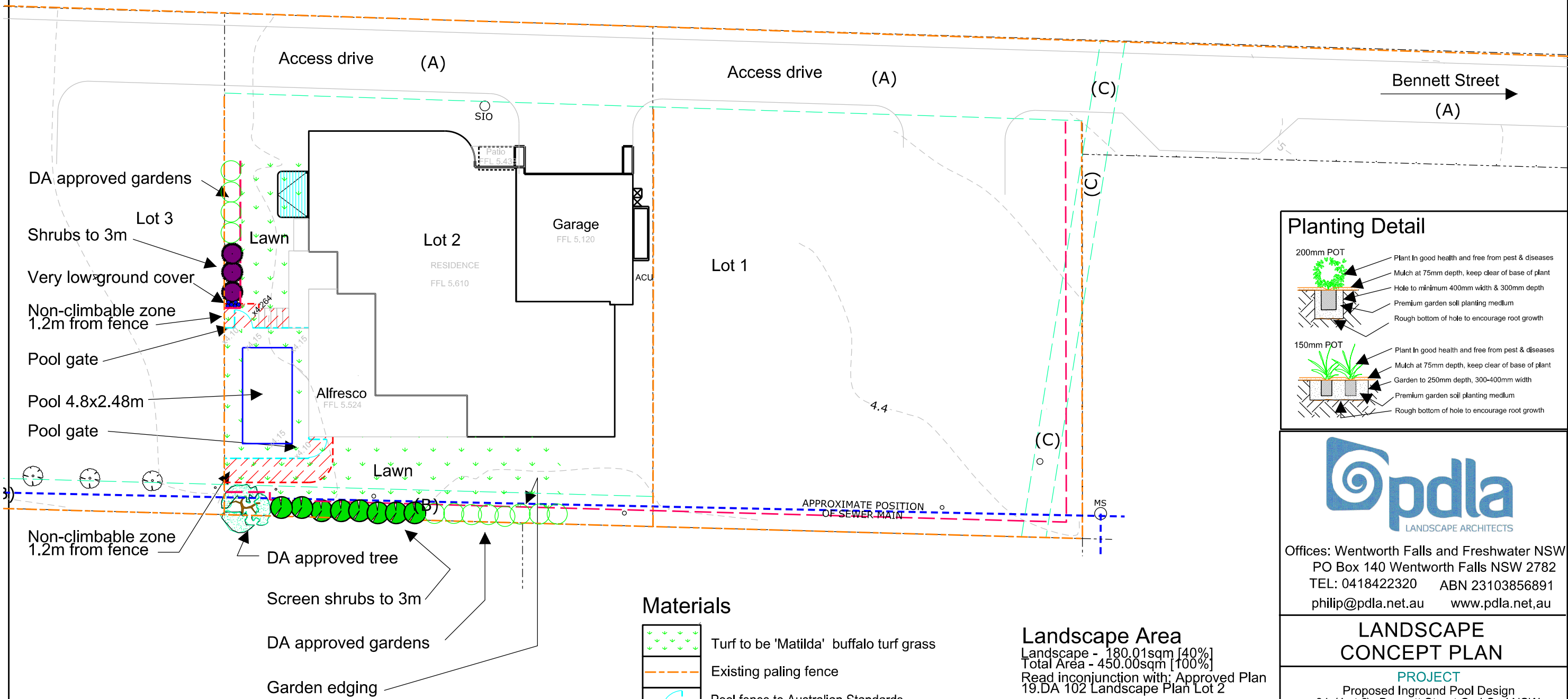
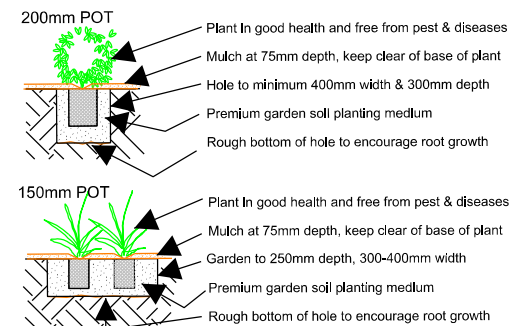


LANDSCAPE PLAN



Planting Detail



Offices: Wentworth Falls and Freshwater NSW
PO Box 140 Wentworth Falls NSW 2782
TEL: 0418422320 ABN 23103856891
philip@pdla.net.au www.pdla.net.au

LANDSCAPE
CONCEPT PLAN

PROJECT

Proposed Inground Pool Design
31 (Lot 2) Bennett Street Curl Curl NSW

CLIENT

Holy Ormaechea

AMENDMENTS

NOT FOR CONSTRUCTION

This plan is for design only, construction will require specifications
Copyright of this plan is the property of PDLA Pty Ltd, no part of
this plan in any form may be copied without written permission.

Design; PD

Drawn; PD

Scale 1:200 @ A3

Date: 21/4/2024

Sheet 1 of 1

Plan No. 2418

Materials

- Turf to be 'Matilda' buffalo turf grass
- Existing paling fence
- Pool fence to Australian Standards 1.2m in Monument colour
- Non-climbable zone 1.2m from pool fence
- Brick edging - mortared end to end

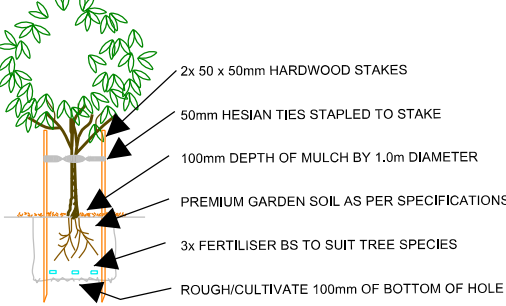
Landscape Area

Landscape - 180.01sqm [40%]
Total Area - 450.00sqm [100%]
Read in conjunction with: Approved Plan 19.DA 102 Landscape Plan Lot 2

General Notes

- ALL LANDSCAPE WORKS TO BE CONSTRUCTED IN ACCORDANCE WITH THIS PLAN AND SECTIONS. ALL WORK TO BE CONSTRUCTED TO ALL LOCAL BUILDING REGULATIONS AND AUSTRALIAN STANDARDS
- ALL MEASUREMENTS AND LEVELS ARE TO BE CONFIRMED IN WRITING WITH THE DESIGNER PRIOR TO QUOTING, SET-OUT AND CONSTRUCTION. THIS PLAN IS NOT FOR CONSTRUCTION PURPOSES IT IS A DESIGN CONCEPT.
- ALL PLANTS TO BE IN FRESH GARDEN MIX SOIL, TO MEET AS4419 SOIL FOR LANDSCAPING AND GARDEN USE.
- MULCH ALL GARDEN BEDS TO A MINIMUM OF 75mm DEPTH TO MEET AS4454 COMPOST, SOIL CONDITIONERS AND MULCHS. MULCH TO BE CYPRESS 'UNI-MULCH' OR SIMILAR
- BRICK EDGE TO DIVIDE VERGE GRASS AND GARDENS, EDGING TO BE BRICK END ON END IN MORTAR BED. BRICK TO BE 200X100mm GREY PAVER
- LANDSCAPING SHALL BE MAINTAINED: IN ACCORDANCE WITH THE APPROVED PLAN AND IN A HEALTHY STATE, AND IN PERPETUITY BY THE EXISTING OR FUTURE OWNERS AND OCCUPIERS OF THE PROPERTY. IF ANY OF THE VEGETATION COMPRISING THAT LANDSCAPING DIES OR IS REMOVED, IT IS TO BE REPLACED WITH VEGETATION OF THE SAME SPECIES AND, TO THE GREATEST EXTENT PRACTICABLE THE SAME MATURITY, AS THE VEGETATION WHICH DIED OR WAS REMOVED.

Tree Planting Detail



Plant Schedule

SPECIES	No.	POT	HEIGHT	Native
Tristaniopsis Luscious'	2	75ltr	8.0m	Y
Viburnum 'Emerald Lustre'	8	200mm	3.0m	Y
Callistemon 'Slim'	3	200mm	3.0m	Y
Convolvulus 'Two Moons'	5	200mm	0.05m	Y