

NORTHERN BEACHES COUNCIL

Waste Management Plan

This plan is to be completed
in accordance with Council's

Waste Management Guidelines

Effective Date: 1 November 2016

TABLE OF CONTENTS

Purpose of the Waste Management Plan	2
Structure of the Waste Management Plan.....	2
Applicant and Project Details	3
Section 1 – Demolition	4
Section 2 – Construction	6
Section 3 – On-going waste management for one or two dwellings.....	8
Section 4 – On-going waste management for three or more dwellings.....	9
Section 5 – On-going waste management for non-residential developments	10
Section 6 – Private roadway developments.....	11

Purpose of the Waste Management Plan

This *Waste Management Plan (WMP)* will detail the arrangements for waste management during all stages of development and occupation.

The WMP must be completed in accordance with the Waste Management Guidelines (Guidelines).

A completed WMP is a mandatory requirement for any Development Application (DA) for which Council is the Consent Authority. DAs that are submitted without a completed WMP will be rejected or refused by Council.

Structure of the Waste Management Plan

All applicants are required to complete the 'Applicant and Project Details' part of the WMP and include it with the relevant Sections that apply to their proposed development.

The WMP is divided into Sections and applicants are only required to complete the relevant Sections in accordance with the Guidelines. The table below identifies which Sections are relevant to which development types.

For example, if the proposed development was to include demolition of an existing structure and construction of a single dwelling, the relevant Sections would be Sections 1, 2 and 3.

Section	Development Type [^]
Section 1 – Demolition	All
Section 2 – Construction	All
Section 3 – On-going waste management for one or two dwellings	One or two dwelling developments Mixed-use developments containing one or two dwellings
Section 4 – On-going waste management for three or more dwellings	Three or more dwelling developments Mixed-use developments containing three or more dwellings
Section 5 – On-going waste management for non-residential and mixed use developments	Commercial developments Industrial developments Mixed-use developments
Section 6 – Private roadway developments	Private roadways

[^]Note: the definitions of the development types are provided in Section vi of the Introduction to the Guidelines

Property and Project Details

Complete this page and the relevant Sections that apply to your proposed development.

Property Details

Lot No: Deposited Plan (DP) No: or Strata Plan (SP) No:	B/314191
Unit No: House No: Street: Suburb: Postcode:	1

Project Details

Description of proposed development:	renovation and rear addition to ground floor and new first floor addition
Structures to be demolished:	some internal walls and ceilings in 1 x bathroom

Section 1 - Demolition



This section must be completed in accordance with 'Chapter 1 – Demolition' of the Waste Management Guidelines

MATERIALS ON SITE	DESTINATION					
	<i>Evidence such as weighbridge dockets and invoices for waste disposal or recycling must be retained on site for inspection</i>					
	REUSE AND RECYCLING (MOST FAVOURABLE)				DISPOSAL (LEAST FAVOURABLE)	
Types of Waste Material	Estimated Volume (m ³) or Weight (t)	ONSITE RE-USE ✓ Specify how material will be reused on site	OFFSITE RECYCLING ✓ Recycling Outlet (RO) ✓ Waste Transport Contractor (WTC)		OFFSITE DISPOSAL ✓ Specify landfill site (LS) ✓ Specify Waste Transport Contractor (WTC)	
			WTC	RO	WTC	LS
Excavated Material						
Garden Organics						
Bricks	3		by builder	kimbriki	OPTION NOT AVAILABLE: These materials must be re-used or separated on or off site and sent for recycling.	
Tiles	3		by builder	kimbriki		
Concrete	1		by builder	kimbriki		
Timber	3		by builder	kimbriki		
Plasterboard	0					
Metals	1		by builder	kimbriki		
Asbestos						
Other waste (please specify)						
Estimated Total % Recovered						

Refer to the estimation tables in 'Chapter 1 – Demolition' of the Guidelines for assistance in completing this table.

The applicant must submit a Site Plan showing the structures to be demolished and storage areas for waste and construction materials (if the development also includes construction).

WMP Checklist

Have you included the following:	Applicant Tick
A site plan showing: <ul style="list-style-type: none"> • The structures to be demolished. • Storage areas for waste to be reused, recycled, or disposed of. • Materials storage (if the development also includes construction) 	
The table on the previous page, completed in accordance with 'Chapter 1 – Demolition' in the guidelines.	

Section 2 – Construction



This section must be completed in accordance with ‘Chapter 2 – Construction’ of the Waste Management Guidelines

MATERIALS ON SITE	DESTINATION <i>Evidence such as weighbridge dockets and invoices for waste disposal or recycling must be retained on site for inspection</i>					
	REUSE AND RECYCLING (MOST FAVOURABLE)			DISPOSAL (LEAST FAVOURABLE)		
Types of Waste Material	Estimated Volume (m ³) or Weight (t)	ONSITE RE-USE ✓ Specify how material will be reused on site	OFFSITE RECYCLING ✓ Specify recycling outlet (RO) ✓ Specify Waste Transport Contractor (WTC)	OFFSITE DISPOSAL ✓ Specify landfill site (LS) ✓ Specify Waste Transport Contractor (WTC)		
* Please specify			WTC	RO	WTC	LS
Excavated Material	2		by builder	kimbriki		
Garden Organics						
Bricks					OPTION NOT AVAILABLE: These materials must be re-used or separated on or off site and sent for recycling.	
Tiles						
Concrete						
Timber*	1		by builder	kimbriki		
Plasterboard	1		by builder			
Metals*	1		by builder	kimbriki		
Asbestos						
Other waste*	2		by builder		by builder	local
Estimated Total % Recovered						

Refer to the estimation tables in ‘Chapter 2 – Construction’ of the Guidelines for assistance in completing this table.

The applicant must submit a Site Plan showing the structures to be demolished and storage areas for waste and construction materials (if the development also includes construction).

WMP Checklist

Have you included the following:	Applicant Tick
A site plan showing: <ul style="list-style-type: none"> • The structures to be demolished. • Potential storage areas for waste to be reused, recycled, or disposed of. • Materials storage 	
The table on the previous page, completed in accordance with 'Chapter 2 – Construction' in the guidelines.	

Section 3 – On-going waste management for one or two dwellings

This section is to be completed in accordance with ‘Chapter 3 – On-going waste management for one or two dwellings’ of the Waste Management Guidelines.

Type of development: residential- semi detached

Number of dwellings: 1

WMP Checklist

Do your architectural and landscape plans include the following:	Applicant Tick
Waste Storage Area design requirements (Chapter 3.2.)	<input checked="" type="checkbox"/>
Waste Storage Area location requirements (Chapter 3.3.)	<input checked="" type="checkbox"/>

Section 4 – On-going waste management for three or more dwellings

This section is to be completed in accordance with ‘Chapter 4 – On-going waste management for three or more dwellings’ of the Waste Management Guidelines.

Type of development: _____

Number of dwellings: _____

WMP Checklist

Do your architectural/landscape plans include the following:	Applicant Tick	N/A
Waste Storage Area design requirements (Chapter 4.2.)	<input type="checkbox"/>	-
Waste Storage Area location requirements (Chapter 4.3.)	<input type="checkbox"/>	-
Pathway, access and door requirements (Chapter 4.4.)	<input type="checkbox"/>	-
Clean-up waste requirements (Chapter 4.5.)	<input type="checkbox"/>	<input type="checkbox"/>
Kerbside (on-street) waste collection requirements (Chapter 4.6.)	<input type="checkbox"/>	<input type="checkbox"/>
On-site (off-street) waste collection requirements (Chapter 4.7.)	<input type="checkbox"/>	<input type="checkbox"/>

Section 5 – On-going waste management for non-residential and mixed use developments

This section is to be completed in accordance with ‘Chapter 5 – On-going waste management for non-residential developments’ and ‘Chapter 6 – On-going waste management for mixed use developments’ of the Waste Management Guidelines.

Type of development: _____

Number of commercial premises: _____

Number of Waste Storage Areas: _____

WMP Checklist

Do your architectural/landscape plans include the following:	Applicant Tick	N/A
Waste Storage Area design requirements (Chapter 5.2.)	<input type="checkbox"/>	-
Waste Storage Area location requirements (Chapter 5.3.)	<input type="checkbox"/>	-

Section 6 – Private roadway developments

This section is to be completed in accordance with 'Chapter 7 – Private roadway developments' of the Waste Management Guidelines.

Type of development: _____

Number of dwellings: _____

(Only applicable for sub-divisions)

WMP Checklist

Do your sub-division plans include the following:	Applicant Tick	N/A
Council's waste vehicle design requirements (Chapter 7.2.)	<input type="checkbox"/>	<input type="checkbox"/>
Waste Storage Area requirements (Chapter 7.3.)	<input type="checkbox"/>	<input type="checkbox"/>