




Steel Bins

FRONT LIFT

Cleanaway's steel front lift bins provide a fast, manoeuvrable option for medium to high-volume commercial and industrial applications.


13 13 39

See over for our range of sizes and more information.
Call our team for any waste and recycling needs.




Specifications

With a range of available sizes* from 1.5m³ to 4.5m³, there's sure to be a solution to meet your needs. Some examples of our commonly used steel bins are shown below.



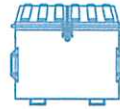
1.5m³

LENGTH 2.02m
DEPTH 0.95m
HEIGHT 1.15m



3m³

LENGTH 2.02m
DEPTH 1.45m
HEIGHT 1.46m



4.5m³

LENGTH 2.02m
DEPTH 1.80m
HEIGHT 1.80m

Features

- ✓ General waste and recycling systems available
- ✓ Range of bin sizes available
- ✓ Can be designed to be manoeuvrable
- ✓ Flexible collection frequencies to suit operations
- ✓ Sturdy light weight plastic lids for ease in lifting
- ✓ User friendly bin lid stays fitted as standard to 3m³ and 4.5m³ bins
- ✓ Manufactured standard in mild steel
- ✓ Fully welded and gusset reinforced lifting pockets
- ✓ Various castor styles including cast iron, urethane and rubber
- ✓ Each bin type is available with brakes
- ✓ Stainless steel, galvanised steel and plastic bin alternatives also available
- ✓ Cleanaway's commercial systems are routed and scheduled in capital cities using sophisticated routing and weighing software.

Applications

- ✓ Best suits medium to high volume waste producers
- ✓ Suitable for commercial and light industrial waste
- ✓ Ideal for businesses requiring flexibility in bin sizes and systems
- ✓ Suitable for all volumes of mixed solid waste and/or paper and cardboard recycling
- ✓ Vehicle capacity from 25m³ to 31m³ depending on application.

Site requirements

To make sure the steel bins fit safely into your site, please consider the following dimensions^ before you decide on the best bin system for you.

Vehicle length in operation
16.5m

Vehicle turning circle
22.1m

Vehicle clearance required
3.8m (H) x 2.5m (W) x 10m (L)

Vehicle height in operation
5.5m

Options

A range of optional services are available to support your waste management needs.

- ✓ Bin washing service
- ✓ Lockable lid
- ✓ Wheels
- ✓ Wheel locks.

Solutions

We will take you through our comprehensive bin, general waste and recycling stream health check to develop a complete waste management solution that solves all of your general waste and recycling needs. If you cannot find a suitable steel bin, then please ask about our skip, bulk and lockable bins, as well as our cardboard balers and large compactors.

* Dimensions are approximate, bin size may vary. All work on our roll on / roll off (RORO) hooklift fleet. Weight limits will apply.

^ Please note measurements are approximate as truck sizes vary.