



A+ Design Group Proposed Residential Development

To be built at 1955 Pittwater Road, Bayview NSW 2104

Issue	File Ref	Description	Author	Date
A	18-1828	NatHERS and BASIX Assessment	AM	24/01/2019
B	20-0590	NatHERS and BASIX Assessment to reflect design changes	AM	18/06/2020
C	20-1130	NatHERS and BASIX Assessment Update	FM	17/11/2020
D	22-3487	NatHERS and BASIX Assessment Update	NR	11/08/2022

This report has been prepared by Efficient Living Pty Ltd on behalf of our client A+ Design Group. Efficient Living prepares all reports in accordance with the BASIX Thermal Comfort Protocol and is backed by professional indemnity insurance. This report takes into account our Client's instructions and preferred building inclusions.



Report Contact: Nicholas Roberts
Email: nicholas@efficientliving.com.au

License Holder: Tracey Cools
Accreditation Number: HERA10033

Prepared For:

A+ Design Group
Stanley Ji
stanleyj@aplusdg.com.au

89 Chandos Street
St Leonards NSW 2065
0291883498

Introduction

Efficient Living has investigated the estimated thermal comfort, water and energy usage of the proposed development to be built at 1955 Pittwater Road, Bayview.

Heating and cooling loads for the development have been determined using BERS Pro Plus 4.3 thermal comfort simulation software. The report is based on the architectural drawings provided by Leech Harmon Architects. For further details refer to the individual BASIX Certificate(s) and Efficient Living's inclusions summary respectively.

This report is based on the following plans prepared by A+ Design Group, Project A22039

Analysis

The BASIX Assessment is divided into three sections; Water, Thermal Comfort and Energy, each independently measuring the efficiency of the Development.

BASIX requires a minimum target of 40% for the water section, a pass or fail for the thermal comfort section, and a minimum required target of 35% for the energy section.

Water

The proposed Development has achieved the BASIX Water Target of 40%.

The water usage of the Development is calculated based on the number and efficiency of permanent fixtures and appliances such as taps, showerheads and toilet, the dish washer and clothes washing machine.

The size of the rainwater tank and number of connections may have a significant impact on your water score as does the area of gardens and lawns whether or not low water plant species are incorporated.

Thermal Comfort

Thermal Comfort targets are set by the Department of Planning in the form of heating and cooling caps. The buildings thermal physics are measured using BERS Pro Plus V4.3 Thermal Comfort Simulation Software. This calculates the expected level of energy required to heat and cool each dwelling per annum, expressed in megajoules per square metre of floor area (MJ/m²).

Each unit has individual heating and cooling caps applied. Accompanying these individual caps are average heating and cooling caps applied to the whole development. The average caps are lower, or harder to comply with than the individual unit caps.

Energy

The proposed Development has achieved the Energy target of 35% to pass this section.

The energy usage of the Development is calculated based on the efficiency of fixed appliances that will be used. This includes the air-conditioning system, hot water system, lighting, exhaust fans, cook top, oven, and clothes drying facilities.

Inclusions Summary

The inclusions as outlined below have been incorporated in each unit to allow them to reach their environmental sustainability targets.

Thermal Comfort Scores

Average heating loads are 9% below allowable BASIX targets

Average cooling loads are 63% below allowable BASIX targets

Glazing Doors/Windows

Group A – awning + bifold + hinged glazed doors

U-value: 4.80 (equal to or lower than) SHGC: 0.51 (±10%)

Group B – sliding doors/windows + fixed glazing + Louvres

U-value: 4.80 (equal to or lower than) SHGC: 0.4589 (±10%)

Given values are AFRC total window system values (glass and frame)

Note: *Openability modelled as per BASIX Thermal Protocol – 4.14.2 and NatHERS Technical Note 1.2 – 10.11 with regards to restricted openings*

Roof and ceiling

Concrete roof, no insulation

Metal roof with foil backed blanket ($R_{u1.3}$ and $R_{d1.3}$)

Plasterboard ceiling. R3.0 insulation (insulation only value) where roof above

Plasterboard ceiling, no insulation where neighbouring units are above

External Colour

Medium ($0.475 < SA < 0.7$)

Ceiling Penetrations

Sealed LED downlights at a maximum of one every 2.5m². Once lighting plan has been developed NatHERS certificate can be updated to improve specification.

External Wall

Cavity brick walls with insulation for a total system value of $R_{t1.79}$

External Colour

Default colour modelled

Inter-tenancy walls

Cavity brick to walls adjacent to neighbours, foyers and hallways, no insulation required.

Minimum 150mm concrete with furring channel and plasterboard lining to all walls adjacent to lift shafts and fire stairs. No insulation required.

Walls within dwellings

Single skin brick wall - no insulation

Floors

Concrete between levels, no insulation required

Concrete slab on ground, no insulation required

Suspended concrete, R1.2 insulation where car park/storage is below.

Floor coverings

Carpet to bedrooms, tiles to wet areas and, timber elsewhere

External Shading

Shading as per stamped documentation

BASIX water inclusions

Score 40/40

Alternative water supply

5500kL central rainwater tank, collecting from 200m² of roof area.

To be connected to irrigation of private/common landscaping

Fixtures within units

Showerheads: 4.0 star Mid flow (>6 but ≤7.5 L/min)

Toilets: 4.0 star

Kitchen Taps: 4.0 star

Bathroom vanity taps: 4.0 star

Appliances within units

Clothes washer: 2.5 star

Dishwasher: 3.0 star

BASIX energy inclusions

Score 35/35

Hot water system

Individual 6 star gas instantaneous hot water systems to each unit

Lift motors

All lifts to have gearless traction with VVVF motor

Appliances & other efficiency measures within units

Gas cooktop & electric oven

Clothes washer: 3.0 star

Dishwasher: 3.0 star

Clothes dryer: 2.0 star

Well ventilated fridge space

Outdoor clothes drying line to units 1 and 4.

Heating and cooling within units

All units to have ceiling fans + individual, single phase, reverse cycle air conditioning to living areas, and at least 1 bedroom

A minimum efficiency of 3.0 stars is required for cooling and heating

Air conditioning day-night zoned between bedrooms and living areas

Artificial Lighting within units

All light fittings within each room are to have sealed LED fixtures installed

Ventilation within units

Bathroom: individual fan, ducted to roof or façade – manual on/off switch

Laundry: individual fan, ducted to roof or façade – manual on/off switch

Kitchen range hood: Individual fan, ducted to roof or façade – manual on/off switch

Ventilation within common areas

Car park area – supply and exhaust air with a carbon monoxide monitor & VSD fan

Garbage rooms – Exhaust air, running continuously

WC – Exhaust only, interlocked to light

Foyers-Hallways – Supply only, time clock or BMS controlled

Artificial Lighting within common areas

Car park area – Light emitting diodes (LED) lights with zoned switching and motion sensors

Lift – Light emitting diodes (LED) lights connected to lift call button

Garbage rooms – Light emitting diodes (LEDs) with motion sensor

WC – Light emitting diodes (LEDs) with manual on / manual off switch

Foyers/Hallways – Light emitting diodes (LED) with daylight and motion sensors

Issued in accordance with BASIX Thermal Comfort Simulation Method

Certificate # 0005395090							Accreditation # HERA10033
Thermal performance specifications							
Unit number	Number of Bedrooms	Floor area (M ²)		Predict. loads (MJ/M ² /y)		Star Rating	Thermal Comfort Upgrades
		Con.	Uncon.	Heat	Cool (Sens & Lat)		
1	3	126	10	34.9	9.5	6.6	None
2	3	131	6	40.5	9	6.2	None
3	3	150	5	18.3	10.7	7.8	None
4	3	171	6	17.5	22.1	6.9	None

Nationwide House Energy Rating Scheme* — Class 2 summary



Certificate number: **0005395090**

Certificate Date: **11 Aug 2022**

★ Average Star rating: **6.9**

Assessor details


Accreditation number: **HERA10033**
Name: **Tracey Cools**
Organisation: **Efficient Living**
Email: **admin@efficientliving.com.au**
Phone: **02 9970 6181**
Declaration of interest: **None**
Software: **BERS Pro v4.3.0.2f (3.13)**

AAO: **HERA**

Dwelling details

Street: **1955 Pittwater Road**
Suburb: **Bayview**
State: **NSW**
Postcode: **2104**

Scan to access this certificate online and confirm this is valid.



Summary of all dwellings

Certificate Details

Certificate number	Unit number	Heating load	Cooling load	Total load	Star Rating
0007949266	1	34.9	9.5	44.5	6.6
0007949274	2	40.5	9.0	49.5	6.2
0007949282	3	18.3	10.7	28.9	7.8
0007949290	4	17.5	22.1	39.6	6.9

BASIX[®]Certificate

Building Sustainability Index www.basix.nsw.gov.au

Multi Dwelling

Certificate number: 991214M_04

This certificate confirms that the proposed development will meet the NSW government's requirements for sustainability, if it is built in accordance with the commitments set out below. Terms used in this certificate, or in the commitments, have the meaning given by the document entitled "BASIX Definitions" dated 10/09/2020 published by the Department. This document is available at www.basix.nsw.gov.au

This certificate is a revision of certificate number 991214M lodged with the consent authority or certifier on 20 February 2019 with application DA2019/0154.

It is the responsibility of the applicant to verify with the consent authority that the original, or any revised certificate, complies with the requirements of Schedule 1 Clause 2A, 4A or 6A of the Environmental Planning and Assessment Regulation 2000

Secretary

Date of issue: Thursday, 11 August 2022

To be valid, this certificate must be lodged within 3 months of the date of issue.



Planning,
Industry &
Environment

Project summary

Project name	1955 Pittwater Road_04
Street address	1955 Pittwater Road Bayview 2104
Local Government Area	Northern Beaches Council
Plan type and plan number	deposited 373531
Lot no.	1
Section no.	-
No. of residential flat buildings	1
No. of units in residential flat buildings	4
No. of multi-dwelling houses	0
No. of single dwelling houses	0

Project score

Water	✓ 40	Target 40
Thermal Comfort	✓ Pass	Target Pass
Energy	✓ 36	Target 35

Certificate Prepared by

Name / Company Name: Efficient Living Pty Ltd

ABN (if applicable): 82116346082

Description of project

Project address

Project name	1955 Pittwater Road_04
Street address	1955 Pittwater Road Bayview 2104
Local Government Area	Northern Beaches Council
Plan type and plan number	deposited 373531
Lot no.	1
Section no.	-

Project type

No. of residential flat buildings	1
No. of units in residential flat buildings	4
No. of multi-dwelling houses	0
No. of single dwelling houses	0

Site details

Site area (m²)	1296.5
Roof area (m²)	315
Non-residential floor area (m²)	-
Residential car spaces	8
Non-residential car spaces	-




Common area landscape

Common area lawn (m²)	0.0
Common area garden (m²)	730.0
Area of indigenous or low water use species (m²)	0.0

Assessor details

Assessor number	HERA10033
Certificate number	0005395090
Climate zone	56
Ceiling fan in at least one bedroom	No
Ceiling fan in at least one living room or other conditioned area	No

Project score

Water	 40	Target 40
Thermal Comfort	 Pass	Target Pass
Energy	 36	Target 35

Description of project

The tables below describe the dwellings and common areas within the project

Residential flat buildings - 1955 Pittwater Road, 4 dwellings, 4 storeys above ground

Dwelling no.	No. of bedrooms	Conditioned floor area (m ²)	Unconditioned floor area (m ²)	Area of garden & lawn (m ²)	Indigenous species (min area m ²)
1	3	126.0	10.0	11.0	0.0

Dwelling no.	No. of bedrooms	Conditioned floor area (m ²)	Unconditioned floor area (m ²)	Area of garden & lawn (m ²)	Indigenous species (min area m ²)
2	3	131.0	6.0	7.3	0.0

Dwelling no.	No. of bedrooms	Conditioned floor area (m ²)	Unconditioned floor area (m ²)	Area of garden & lawn (m ²)	Indigenous species (min area m ²)
3	3	150.0	5.0	29.0	0.0

Dwelling no.	No. of bedrooms	Conditioned floor area (m ²)	Unconditioned floor area (m ²)	Area of garden & lawn (m ²)	Indigenous species (min area m ²)
4	3	171.0	6.0	26.0	0.0

Description of project

The tables below describe the dwellings and common areas within the project

Common areas of unit building - 1955 Pittwater Road

Common area	Floor area (m²)
Car park area	326.0
Garbage room	6.0

Common area	Floor area (m²)
Lift car (No.1)	-
Foyers	20.0

Common area	Floor area (m²)
WC	1.7

Schedule of BASIX commitments

1. Commitments for Residential flat buildings - 1955 Pittwater Road

(a) Dwellings

- (i) Water
- (ii) Energy
- (iii) Thermal Comfort

(b) Common areas and central systems/facilities

- (i) Water
- (ii) Energy

2. Commitments for multi-dwelling houses

3. Commitments for single dwelling houses

4. Commitments for common areas and central systems/facilities for the development (non-building specific)

- (i) Water
- (ii) Energy

Schedule of BASIX commitments

The commitments set out below regulate how the proposed development is to be carried out. It is a condition of any development consent granted, or complying development certificate issued, for the proposed development, that BASIX commitments be complied with.

1. Commitments for Residential flat buildings - 1955 Pittwater Road

(a) Dwellings

(i) Water	Show on DA plans	Show on CC/CDC plans & specs	Certifier check
(a) The applicant must comply with the commitments listed below in carrying out the development of a dwelling listed in a table below.			
(b) The applicant must plant indigenous or low water use species of vegetation throughout the area of land specified for the dwelling in the "Indigenous species" column of the table below, as private landscaping for that dwelling. (This area of indigenous vegetation is to be contained within the "Area of garden and lawn" for the dwelling specified in the "Description of Project" table).	✓	✓	
(c) If a rating is specified in the table below for a fixture or appliance to be installed in the dwelling, the applicant must ensure that each such fixture and appliance meets the rating specified for it.		✓	✓
(d) The applicant must install an on demand hot water recirculation system which regulates all hot water use throughout the dwelling, where indicated for a dwelling in the "HW recirculation or diversion" column of the table below.		✓	✓
(e) The applicant must install:			
(aa) a hot water diversion system to all showers, kitchen sinks and all basins in the dwelling, where indicated for a dwelling in the "HW recirculation or diversion" column of the table below; and		✓	✓
(bb) a separate diversion tank (or tanks) connected to the hot water diversion systems of at least 100 litres. The applicant must connect the hot water diversion tank to all toilets in the dwelling.		✓	✓
(e) The applicant must not install a private swimming pool or spa for the dwelling, with a volume exceeding that specified for it in the table below.	✓	✓	
(f) If specified in the table, that pool or spa (or both) must have a pool cover or shading (or both).		✓	
(g) The pool or spa must be located as specified in the table.	✓	✓	
(h) The applicant must install, for the dwelling, each alternative water supply system, with the specified size, listed for that dwelling in the table below. Each system must be configured to collect run-off from the areas specified (excluding any area which supplies any other alternative water supply system), and to divert overflow as specified. Each system must be connected as specified.	✓	✓	✓

	Fixtures					Appliances		Individual pool				Individual spa		
Dwelling no.	All shower-heads	All toilet flushing systems	All kitchen taps	All bathroom taps	HW recirculation or diversion	All clothes washers	All dish-washers	Volume (max volume)	Pool cover	Pool location	Pool shaded	Volume (max volume)	Spa cover	Spa shaded
All dwellings	4 star (> 6 but <= 7.5 L/min)	4 star	4 star	4 star	-	2.5 star	3 star	-	-	-	-	-	-	-

	Alternative water source							
Dwelling no.	Alternative water supply systems	Size	Configuration	Landscape connection	Toilet connection (s)	Laundry connection	Pool top-up	Spa top-up
All dwellings	central water tank (no. 1)	See central systems	See central systems	yes	no	no	no	no
None	-	-	-	-	-	-	-	-

(ii) Energy	Show on DA plans	Show on CC/CDC plans & specs	Certifier check
(a) The applicant must comply with the commitments listed below in carrying out the development of a dwelling listed in a table below.			
(b) The applicant must install each hot water system specified for the dwelling in the table below, so that the dwelling's hot water is supplied by that system. If the table specifies a central hot water system for the dwelling, then the applicant must connect that central system to the dwelling, so that the dwelling's hot water is supplied by that central system.	✓	✓	✓
(c) The applicant must install, in each bathroom, kitchen and laundry of the dwelling, the ventilation system specified for that room in the table below. Each such ventilation system must have the operation control specified for it in the table.		✓	✓
(d) The applicant must install the cooling and heating system/s specified for the dwelling under the "Living areas" and "Bedroom areas" headings of the "Cooling" and "Heating" columns in the table below, in/for at least 1 living/bedroom area of the dwelling. If no cooling or heating system is specified in the table for "Living areas" or "Bedroom areas", then no systems may be installed in any such areas. If the term "zoned" is specified beside an air conditioning system, then the system must provide for day/night zoning between living areas and bedrooms.		✓	✓
(e) This commitment applies to each room or area of the dwelling which is referred to in a heading to the "Artificial lighting" column of the table below (but only to the extent specified for that room or area). The applicant must ensure that the "primary type of artificial lighting" for each such room in the dwelling is fluorescent lighting or light emitting diode (LED) lighting. If the term "dedicated" is specified for a particular room or area, then the light fittings in that room or area must only be capable of being used for fluorescent lighting or light emitting diode (LED) lighting.		✓	✓

(ii) Energy	Show on DA plans	Show on CC/CDC plans & specs	Certifier check
(f) This commitment applies to each room or area of the dwelling which is referred to in a heading to the "Natural lighting" column of the table below (but only to the extent specified for that room or area). The applicant must ensure that each such room or area is fitted with a window and/or skylight.	✓	✓	✓
(g) This commitment applies if the applicant installs a water heating system for the dwelling's pool or spa. The applicant must: (aa) install the system specified for the pool in the "Individual Pool" column of the table below (or alternatively must not install any system for the pool). If specified, the applicant must install a timer, to control the pool's pump; and (bb) install the system specified for the spa in the "Individual Spa" column of the table below (or alternatively must not install any system for the spa). If specified, the applicant must install a timer to control the spa's pump.		✓ ✓	
(h) The applicant must install in the dwelling: (aa) the kitchen cook-top and oven specified for that dwelling in the "Appliances & other efficiency measures" column of the table below; (bb) each appliance for which a rating is specified for that dwelling in the "Appliances & other efficiency measures" column of the table, and ensure that the appliance has that minimum rating; and (cc) any clothes drying line specified for the dwelling in the "Appliances & other efficiency measures" column of the table.		✓ ✓ ✓	✓
(i) If specified in the table, the applicant must carry out the development so that each refrigerator space in the dwelling is "well ventilated".		✓	

	Hot water	Bathroom ventilation system		Kitchen ventilation system		Laundry ventilation system	
Dwelling no.	Hot water system	Each bathroom	Operation control	Each kitchen	Operation control	Each laundry	Operation control
All dwellings	gas instantaneous 6 star	individual fan, ducted to façade or roof	manual switch on/off	individual fan, ducted to façade or roof	manual switch on/off	individual fan, ducted to façade or roof	manual switch on/off

Dwelling no.	Cooling		Heating		Artificial lighting						Natural lighting	
	living areas	bedroom areas	living areas	bedroom areas	No. of bedrooms &/or study	No. of living &/or dining rooms	Each kitchen	All bathrooms/toilets	Each laundry	All hallways	No. of bathrooms &/or toilets	Main kitchen
1	ceiling fans + 1-phase airconditioning 3 star (average zone) (zoned)	ceiling fans + 1-phase airconditioning 3 star (average zone) (zoned)	1-phase airconditioning 3 star (average zone) (zoned)	1-phase airconditioning 3 star (average zone) (zoned)	3 (dedicated)	3 (dedicated)	yes (dedicated)	yes (dedicated)	yes (dedicated)	yes (dedicated)	1	no
2	ceiling fans + 1-phase airconditioning 3 star (average zone) (zoned)	ceiling fans + 1-phase airconditioning 3 star (average zone) (zoned)	1-phase airconditioning 3 star (average zone) (zoned)	1-phase airconditioning 3 star (average zone) (zoned)	3 (dedicated)	3 (dedicated)	yes (dedicated)	yes (dedicated)	yes (dedicated)	yes (dedicated)	2	no
All other dwellings	ceiling fans + 1-phase airconditioning 3 star (average zone) (zoned)	ceiling fans + 1-phase airconditioning 3 star (average zone) (zoned)	1-phase airconditioning 3 star (average zone) (zoned)	1-phase airconditioning 3 star (average zone) (zoned)	3 (dedicated)	3 (dedicated)	yes (dedicated)	yes (dedicated)	yes (dedicated)	yes (dedicated)	2	yes

Dwelling no.	Individual pool		Individual spa		Appliances & other efficiency measures							
	Pool heating system	Timer	Spa heating system	Timer	Kitchen cooktop/oven	Refrigerator	Well ventilated fridge space	Dishwasher	Clothes washer	Clothes dryer	Indoor or sheltered clothes drying line	Private outdoor or unsheltered clothes drying line
1, 4	-	-	-	-	gas cooktop & electric oven	-	yes	3 star	3 star	2 star	no	yes
All other dwellings	-	-	-	-	gas cooktop & electric oven	-	yes	3 star	3 star	2 star	no	no

(iii) Thermal Comfort	Show on DA plans	Show on CC/CDC plans & specs	Certifier check
(a) The applicant must attach the certificate referred to under "Assessor details" on the front page of this BASIX certificate (the "Assessor Certificate") to the development application and construction certificate application for the proposed development (or, if the applicant is applying for a complying development certificate for the proposed development, to that application). The applicant must also attach the Assessor Certificate to the application for a final occupation certificate for the proposed development.			
(b) The Assessor Certificate must have been issued by an Accredited Assessor in accordance with the Thermal Comfort Protocol.			
(c) The details of the proposed development on the Assessor Certificate must be consistent with the details shown in this BASIX Certificate, including the details shown in the "Thermal Loads" table below.			
(d) The applicant must show on the plans accompanying the development application for the proposed development, all matters which the Thermal Comfort Protocol requires to be shown on those plans. Those plans must bear a stamp of endorsement from the Accredited Assessor, to certify that this is the case.	✓		
(e) The applicant must show on the plans accompanying the application for a construction certificate (or complying development certificate, if applicable), all thermal performance specifications set out in the Assessor Certificate, and all aspects of the proposed development which were used to calculate those specifications.		✓	
(f) The applicant must construct the development in accordance with all thermal performance specifications set out in the Assessor Certificate, and in accordance with those aspects of the development application or application for a complying development certificate which were used to calculate those specifications.		✓	✓
(g) Where there is an in-slab heating or cooling system, the applicant must: (aa) Install insulation with an R-value of not less than 1.0 around the vertical edges of the perimeter of the slab; or (bb) On a suspended floor, install insulation with an R-value of not less than 1.0 underneath the slab and around the vertical edges of the perimeter of the slab.	✓	✓	✓
(h) The applicant must construct the floors and walls of the development in accordance with the specifications listed in the table below.	✓	✓	✓

	Thermal loads	
Dwelling no.	Area adjusted heating load (in mJ/m ² /yr)	Area adjusted cooling load (in mJ/m ² /yr)
1	34.9	9.5
2	40.5	9.0
3	18.3	10.7
All other dwellings	17.5	22.1

(b) Common areas and central systems/facilities

(i) Water	Show on DA plans	Show on CC/CDC plans & specs	Certifier check
(a) If, in carrying out the development, the applicant installs a showerhead, toilet, tap or clothes washer into a common area, then that item must meet the specifications listed for it in the table.		✓	✓
(b) The applicant must install (or ensure that the development is serviced by) the alternative water supply system(s) specified in the "Central systems" column of the table below. In each case, the system must be sized, be configured, and be connected, as specified in the table.	✓	✓	✓
(c) A swimming pool or spa listed in the table must not have a volume (in kLs) greater than that specified for the pool or spa in the table.	✓	✓	
(d) A pool or spa listed in the table must have a cover or shading if specified for the pool or spa in the table.		✓	
(e) The applicant must install each fire sprinkler system listed in the table so that the system is configured as specified in the table.		✓	✓
(f) The applicant must ensure that the central cooling system for a cooling tower is configured as specified in the table.		✓	✓

Common area	Showerheads rating	Toilets rating	Taps rating	Clothes washers rating
All common areas	no common facility	no common facility	no common facility	no common laundry facility

Central systems	Size	Configuration	Connection (to allow for...)
Central water tank - rainwater or stormwater (No. 1)	5500.0	To collect run-off from at least: - 200.0 square metres of roof area of buildings in the development - 0.0 square metres of impervious area in the development - 0.0 square metres of garden/lawn area in the development - 0.0 square metres of planter box area in the development (excluding, in each case, any area which drains to, or supplies, any other alternative water supply system).	- irrigation of 730.0 square metres of common landscaped area on the site - car washing in 0 car washing bays on the site

(ii) Energy	Show on DA plans	Show on CC/CDC plans & specs	Certifier check
(a) If, in carrying out the development, the applicant installs a ventilation system to service a common area specified in the table below, then that ventilation system must be of the type specified for that common area, and must meet the efficiency measure specified.		✓	✓
(b) In carrying out the development, the applicant must install, as the "primary type of artificial lighting" for each common area specified in the table below, the lighting specified for that common area. This lighting must meet the efficiency measure specified. The applicant must also install a centralised lighting control system or Building Management System (BMS) for the common area, where specified.		✓	✓
(c) The applicant must install the systems and fixtures specified in the "Central energy systems" column of the table below. In each case, the system or fixture must be of the type, and meet the specifications, listed for it in the table.	✓	✓	✓

Common area	Common area ventilation system		Common area lighting		
	Ventilation system type	Ventilation efficiency measure	Primary type of artificial lighting	Lighting efficiency measure	Lighting control system/BMS
Car park area	ventilation (supply + exhaust)	carbon monoxide monitor + VSD fan	light-emitting diode	zoned switching with motion sensor	No
Lift car (No.1)	-	-	light-emitting diode	connected to lift call button	No
WC	ventilation exhaust only	interlocked to light	light-emitting diode	manual on / manual off	No
Garbage room	ventilation exhaust only	-	light-emitting diode	motion sensors	No
Foyers	ventilation supply only	time clock or BMS controlled	light-emitting diode	daylight sensor and motion sensor	No

Central energy systems	Type	Specification
Lift (No. 1)	gearless traction with V V V F motor	Number of levels (including basement): 5

4. Commitments for common areas and central systems/facilities for the development (non-building specific)

(b) Common areas and central systems/facilities

(i) Water	Show on DA plans	Show on CC/CDC plans & specs	Certifier check
(a) If, in carrying out the development, the applicant installs a showerhead, toilet, tap or clothes washer into a common area, then that item must meet the specifications listed for it in the table.		✓	✓
(b) The applicant must install (or ensure that the development is serviced by) the alternative water supply system(s) specified in the "Central systems" column of the table below. In each case, the system must be sized, be configured, and be connected, as specified in the table.	✓	✓	✓
(c) A swimming pool or spa listed in the table must not have a volume (in kLs) greater than that specified for the pool or spa in the table.	✓	✓	
(d) A pool or spa listed in the table must have a cover or shading if specified for the pool or spa in the table.		✓	
(e) The applicant must install each fire sprinkler system listed in the table so that the system is configured as specified in the table.		✓	✓
(f) The applicant must ensure that the central cooling system for a cooling tower is configured as specified in the table.		✓	✓

Common area	Showerheads rating	Toilets rating	Taps rating	Clothes washers rating
All common areas	no common facility	no common facility	no common facility	no common laundry facility

(ii) Energy	Show on DA plans	Show on CC/CDC plans & specs	Certifier check
(a) If, in carrying out the development, the applicant installs a ventilation system to service a common area specified in the table below, then that ventilation system must be of the type specified for that common area, and must meet the efficiency measure specified.		✓	✓
(b) In carrying out the development, the applicant must install, as the "primary type of artificial lighting" for each common area specified in the table below, the lighting specified for that common area. This lighting must meet the efficiency measure specified. The applicant must also install a centralised lighting control system or Building Management System (BMS) for the common area, where specified.		✓	✓
(c) The applicant must install the systems and fixtures specified in the "Central energy systems" column of the table below. In each case, the system or fixture must be of the type, and meet the specifications, listed for it in the table.	✓	✓	✓

Notes

1. In these commitments, "applicant" means the person carrying out the development.
2. The applicant must identify each dwelling, building and common area listed in this certificate, on the plans accompanying any development application, and on the plans and specifications accompanying the application for a construction certificate / complying development certificate, for the proposed development, using the same identifying letter or reference as is given to that dwelling, building or common area in this certificate.
3. This note applies if the proposed development involves the erection of a building for both residential and non-residential purposes (or the change of use of a building for both residential and non-residential purposes). Commitments in this certificate which are specified to apply to a "common area" of a building or the development, apply only to that part of the building or development to be used for residential purposes.
4. If this certificate lists a central system as a commitment for a dwelling or building, and that system will also service any other dwelling or building within the development, then that system need only be installed once (even if it is separately listed as a commitment for that other dwelling or building).
5. If a star or other rating is specified in a commitment, this is a minimum rating.
6. All alternative water systems to be installed under these commitments (if any), must be installed in accordance with the requirements of all applicable regulatory authorities. NOTE: NSW Health does not recommend that stormwater, recycled water or private dam water be used to irrigate edible plants which are consumed raw, or that rainwater be used for human consumption in areas with potable water supply.

Legend

1. Commitments identified with a "✔" in the "Show on DA plans" column must be shown on the plans accompanying the development application for the proposed development (if a development application is to be lodged for the proposed development).
2. Commitments identified with a "✔" in the "Show on CC/CDC plans and specs" column must be shown in the plans and specifications accompanying the application for a construction certificate / complying development certificate for the proposed development.
3. Commitments identified with a "✔" in the "Certifier check" column must be certified by a certifying authority as having been fulfilled. (Note: a certifying authority must not issue an occupation certificate (either interim or final) for a building listed in this certificate, or for any part of such a building, unless it is satisfied that each of the commitments whose fulfilment it is required to monitor in relation to the building or part, has been fulfilled).