

NORTHERN BEACHES COUNCIL

Waste Management Plan

This plan is to be completed
in accordance with Council's

Waste Management Guidelines

Effective Date: 1 November 2016

TABLE OF CONTENTS

| | |
|--|----|
| Purpose of the Waste Management Plan | 2 |
| Structure of the Waste Management Plan..... | 2 |
| Applicant and Project Details | 3 |
| Section 1 – Demolition | 4 |
| Section 2 – Construction | 6 |
| Section 3 – On-going waste management for one or two dwellings..... | 8 |
| Section 4 – On-going waste management for three or more dwellings..... | 9 |
| Section 5 – On-going waste management for non-residential developments | 10 |
| Section 6 – Private roadway developments..... | 11 |

Purpose of the Waste Management Plan

This *Waste Management Plan (WMP)* will detail the arrangements for waste management during all stages of development and occupation.

The WMP must be completed in accordance with the Waste Management Guidelines (Guidelines).

A completed WMP is a mandatory requirement for any Development Application (DA) for which Council is the Consent Authority. DAs that are submitted without a completed WMP will be rejected or refused by Council.

Structure of the Waste Management Plan

All applicants are required to complete the 'Applicant and Project Details' part of the WMP and include it with the relevant Sections that apply to their proposed development.

The WMP is divided into Sections and applicants are only required to complete the relevant Sections in accordance with the Guidelines. The table below identifies which Sections are relevant to which development types.

For example, if the proposed development was to include demolition of an existing structure and construction of a single dwelling, the relevant Sections would be Sections 1, 2 and 3.

| Section | Development Type [^] |
|---|--|
| Section 1 – Demolition | All |
| Section 2 – Construction | All |
| Section 3 – On-going waste management for one or two dwellings | One or two dwelling developments Mixed-use developments containing one or two dwellings |
| Section 4 – On-going waste management for three or more dwellings | Three or more dwelling developments Mixed-use developments containing three or more dwellings |
| Section 5 – On-going waste management for non-residential and mixed use developments | Commercial developments Industrial developments Mixed-use developments |
| Section 6 – Private roadway developments | Private roadways |

[^]Note: the definitions of the development types are provided in Section vi of the Introduction to the Guidelines

Property and Project Details

Complete this page and the relevant Sections that apply to your proposed development.

Property Details

| | |
|---|---|
| Lot No: Deposited Plan (DP) No: or Strata Plan (SP) No: | LOT 10 DP270922 |
| Unit No: House No: Street: Suburb: Postcode: | 11 Fern Creek Road Warriewood 2102 |

Project Details

| | |
|--------------------------------------|---|
| Description of proposed development: | New dwelling and associated landscaping |
| Structures to be demolished: | None |

Section 1 – Demolition



This section must be completed in accordance with 'Chapter 1 – Demolition' of the Waste Management Guidelines

| MATERIALS ON SITE | DESTINATION <i>Evidence such as weighbridge dockets and invoices for waste disposal or recycling must be retained on site for inspection</i> | | | | | |
|------------------------------|---|--|--|----|--|----|
| | REUSE AND RECYCLING (MOST FAVOURABLE) | | | | DISPOSAL (LEAST FAVOURABLE) | |
| Types of Waste Material | Estimated Volume (m³) or Weight (t) | ONSITE RE-USE ✓ Specify how material will be reused on site | OFFSITE RECYCLING ✓ Recycling Outlet (RO) ✓ Waste Transport Contractor (WTC) | | OFFSITE DISPOSAL ✓ Specify landfill site (LS) ✓ Specify Waste Transport Contractor (WTC) | |
| | | | WTC | RO | WTC | LS |
| Excavated Material | | | | | | |
| Garden Organics | 5 m3 | Trees removed to be used for landscaping mulch | | | | |
| Bricks | | | | | OPTION NOT AVAILABLE: These materials must be re-used or separated on or off site and sent for recycling. | |
| Tiles | | | | | | |
| Concrete | | | | | | |
| Timber | | | | | | |
| Plasterboard | | | | | | |
| Metals | | | | | | |
| Asbestos | | | | | | |
| Other waste (please specify) | | | | | | |
| Estimated Total % Recovered | | | | | | |

Refer to the estimation tables in 'Chapter 1 – Demolition' of the Guidelines for assistance in completing this table.

The applicant must submit a Site Plan showing the structures to be demolished and storage areas for waste and construction materials (if the development also includes construction).

WMP Checklist

| Have you included the following: | Applicant Tick |
|---|---|
| A site plan showing: <ul style="list-style-type: none"> • The structures to be demolished. • Storage areas for waste to be reused, recycled, or disposed of. • Materials storage (if the development also includes construction) |  |
| The table on the previous page, completed in accordance with 'Chapter 1 – Demolition' in the guidelines. |  |

Section 2 – Construction



This section must be completed in accordance with 'Chapter 2 – Construction' of the Waste Management Guidelines

| MATERIALS ON SITE | DESTINATION <i>Evidence such as weighbridge dockets and invoices for waste disposal or recycling must be retained on site for inspection</i> | | | | | |
|-----------------------------|---|--|--|-------------------|--|-------------------|
| | REUSE AND RECYCLING (MOST FAVOURABLE) | | | | DISPOSAL (LEAST FAVOURABLE) | |
| Types of Waste Material | Estimated Volume (m³) or Weight (t) | ONSITE RE-USE ✓ Specify how material will be reused on site | OFFSITE RECYCLING ✓ Specify recycling outlet (RO) ✓ Specify Waste Transport Contractor (WTC) | | OFFSITE DISPOSAL ✓ Specify landfill site (LS) ✓ Specify Waste Transport Contractor (WTC) | |
| * Please specify | | | WTC | RO | WTC | LS |
| Excavated Material | 180.73 m3 | Landscaping & leveling where possible. | Contractor | Kimbriki Resource | | |
| Garden Organics | | | | | | |
| Bricks | <0.5 m3 | Recycle or return to supplier | Contractor | Kimbriki Resource | OPTION NOT AVAILABLE: These materials must be re-used or separated on or off site and sent for recycling. | |
| Tiles | | | Contractor | Kimbriki Resource | | |
| Concrete | <0.5 m3 | Re-use for filling, levelling or road base | | | | |
| Timber* | <1 m3 | Re-use as formwork, bridging, blocking and propping | | | | |
| Plasterboard | <1 m3 | Recycle or return to supplier | Contractor | Kimbriki Resource | | |
| Metals* | <0.5 m3 | Recycle | Contractor | Kimbriki Resource | | |
| Asbestos | | | | | | |
| Other waste* | <1 m3 | | | | Contractor | Kimbriki Resource |
| Estimated Total % Recovered | | | | | | |

Refer to the estimation tables in 'Chapter 2 – Construction' of the Guidelines for assistance in completing this table.

The applicant must submit a Site Plan showing the structures to be demolished and storage areas for waste and construction materials (if the development also includes construction).

WMP Checklist

| Have you included the following: | Applicant Tick |
|--|--|
| <p>A site plan showing:</p> <ul style="list-style-type: none"> • The structures to be demolished. • Potential storage areas for waste to be reused, recycled, or disposed of. • Materials storage |  |
| <p>The table on the previous page, completed in accordance with 'Chapter 2 – Construction' in the guidelines.</p> |  |

Section 3 – On-going waste management for one or two dwellings

This section is to be completed in accordance with ‘Chapter 3 – On-going waste management for one or two dwellings’ of the Waste Management Guidelines.

Type of development: Single Dwelling

Number of dwellings: One

WMP Checklist

| Do your architectural and landscape plans include the following: | Applicant Tick |
|--|-------------------------------------|
| Waste Storage Area design requirements (Chapter 3.2.) | <input checked="" type="checkbox"/> |
| Waste Storage Area location requirements (Chapter 3.3.) | <input checked="" type="checkbox"/> |

Section 4 – On-going waste management for three or more dwellings

This section is to be completed in accordance with ‘Chapter 4 – On-going waste management for three or more dwellings’ of the Waste Management Guidelines.

Type of development: _____

Number of dwellings: _____

WMP Checklist

| Do your architectural/landscape plans include the following: | Applicant Tick | N/A |
|---|--------------------------|--------------------------|
| Waste Storage Area design requirements (Chapter 4.2.) | <input type="checkbox"/> | - |
| Waste Storage Area location requirements (Chapter 4.3.) | <input type="checkbox"/> | - |
| Pathway, access and door requirements (Chapter 4.4.) | <input type="checkbox"/> | - |
| Clean-up waste requirements (Chapter 4.5.) | <input type="checkbox"/> | <input type="checkbox"/> |
| Kerbside (on-street) waste collection requirements (Chapter 4.6.) | <input type="checkbox"/> | <input type="checkbox"/> |
| On-site (off-street) waste collection requirements (Chapter 4.7.) | <input type="checkbox"/> | <input type="checkbox"/> |

Section 5 – On-going waste management for non-residential and mixed use developments

This section is to be completed in accordance with ‘Chapter 5 – On-going waste management for non-residential developments’ and ‘Chapter 6 – On-going waste management for mixed use developments’ of the Waste Management Guidelines.

Type of development: _____

Number of commercial premises: _____

Number of Waste Storage Areas: _____

WMP Checklist

| Do your architectural/landscape plans include the following: | Applicant Tick | N/A |
|--|--------------------------|-----|
| Waste Storage Area design requirements (Chapter 5.2.) | <input type="checkbox"/> | - |
| Waste Storage Area location requirements (Chapter 5.3.) | <input type="checkbox"/> | - |

Section 6 – Private roadway developments

This section is to be completed in accordance with 'Chapter 7 – Private roadway developments' of the Waste Management Guidelines.

Type of development: _____

Number of dwellings: _____

(Only applicable for sub-divisions)

WMP Checklist

| Do your sub-division plans include the following: | Applicant Tick | N/A |
|--|--------------------------|--------------------------|
| Council's waste vehicle design requirements (Chapter 7.2.) | <input type="checkbox"/> | <input type="checkbox"/> |
| Waste Storage Area requirements (Chapter 7.3.) | <input type="checkbox"/> | <input type="checkbox"/> |