





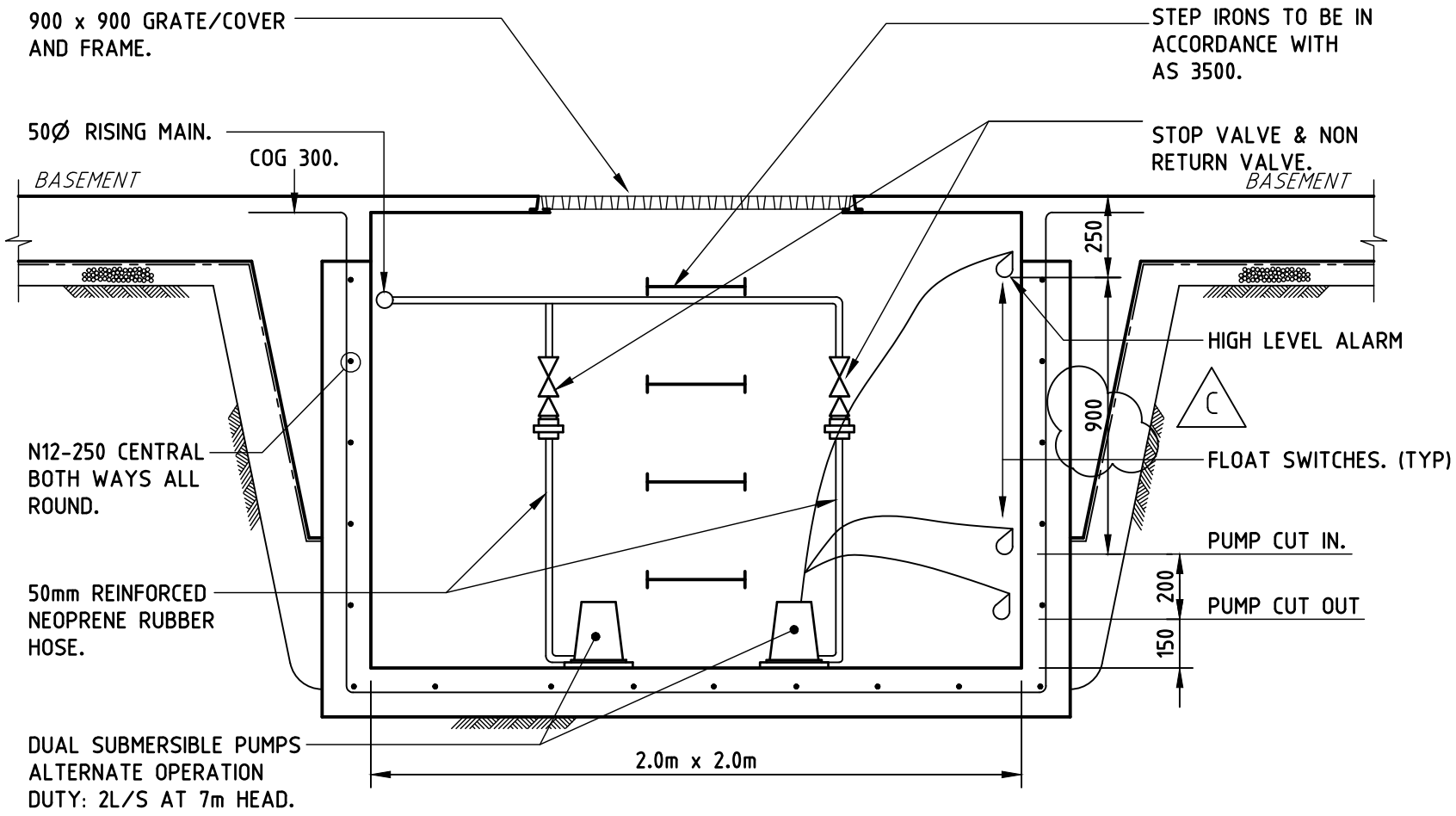
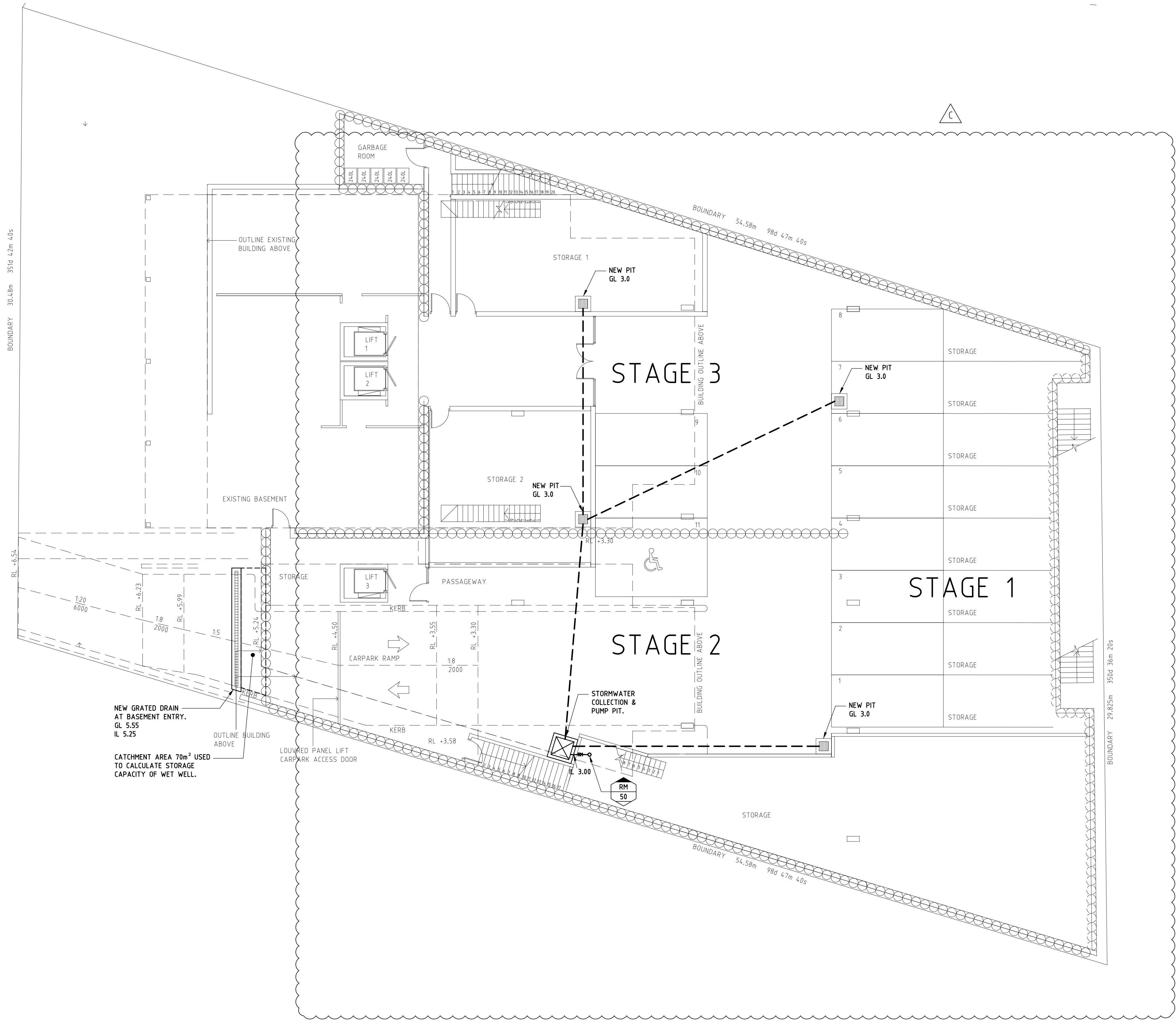





NOTE:  
WET WELL STORAGE CAPACITY  
DETERMINED FROM AN ARI OF 10 YEARS  
@ A DURATION OF 120 MINUTES AS  
STIPULATED BY AS 3500.3:2003 CL 9.36.

LEGEND

RM RISING MAIN.



PUMP PIT DETAIL  
2mx2mx1.5m DEEP



No.	Date	Description	Ver.	Appr.
A	29.08.14	ISSUED FOR CC1.		
B	13.09.18	STAGING ADDED, PUMP PIT RELOCATED		SETB
C	09.04.21	PLAN UPDATED		SETB

Architect  
BONUS + ASSOCIATES ARCHITECTS  
597 DARLING STREET  
ROZELLE NSW 2039

**Woolacotts.**  
CONSULTING ENGINEERS

T +61 2 8241 9900 | www.woolacotts.com.au  
Ground Floor, 12a Brown Street, Chatswood, NSW 2067  
This drawing is copyright and must not be used, reproduced or copied wholly or in part without written permission of Woolacotts Consulting Engineers Pty Ltd

ALTERATIONS AND ADDITIONS  
1184-1186 PITTWATER ROAD  
NARRABEEN, NSW 2101

BASEMENT STORMWATER DRAINAGE  
PLAN

Date AUGUST 2014

Scale @ A1 1:100

Job number 18-183

Approved

Verified

Prepared

GM

27.08.14

Drawing number

SW3

Amendment

C