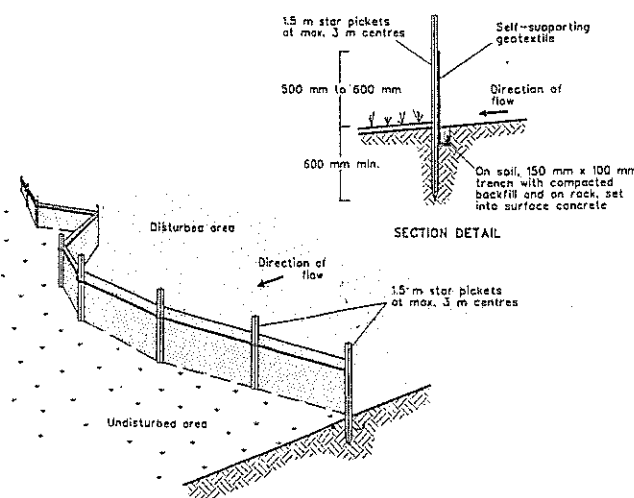


NARRABEEN PARK PARADE

EROSION AND SEDIMENT MANAGEMENT PLAN

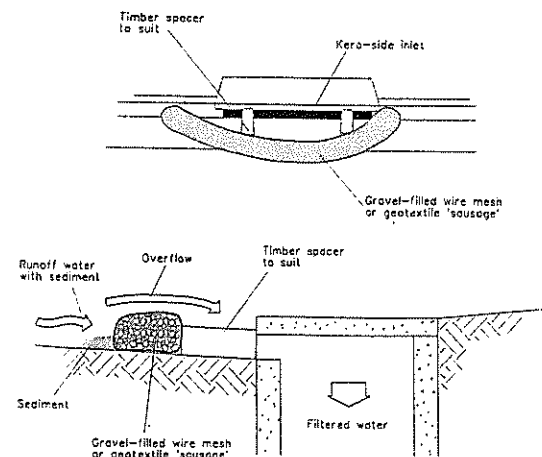
SEDIMENT FENCE



CONSTRUCTION NOTES

1. CONSTRUCT SEDIMENT FENCE AS CLOSE AS POSSIBLE TO PARALLEL TO THE CONTOURS OF THE SITE.
2. DRIVE 1.5 METRE LONG STAR PICKETS INTO GROUND, 3.0 METRES APART.
3. DIG A 150MM DEEP TRENCH ALONG THE UPSLOPE LINE OF THE FENCE. FOR THE BOTTOM OF THE FABRIC TO BE ENTRENCHED.
4. BACKFILL TRENCH OVER BASE OF FABRIC.
5. FIX SELF-SUPPORTING GEOTEXTILE TO UPSLOPE SIDE OF POSTS WITH WIRE TIES OR AS RECOMMENDED BY GEOTEXTILE MANUFACTURER.
6. JOIN SECTIONS OF FABRIC AT A SUPPORT POST WITH A 150MM OVERLAP.

MESH AND GRAVEL INLET FILTER

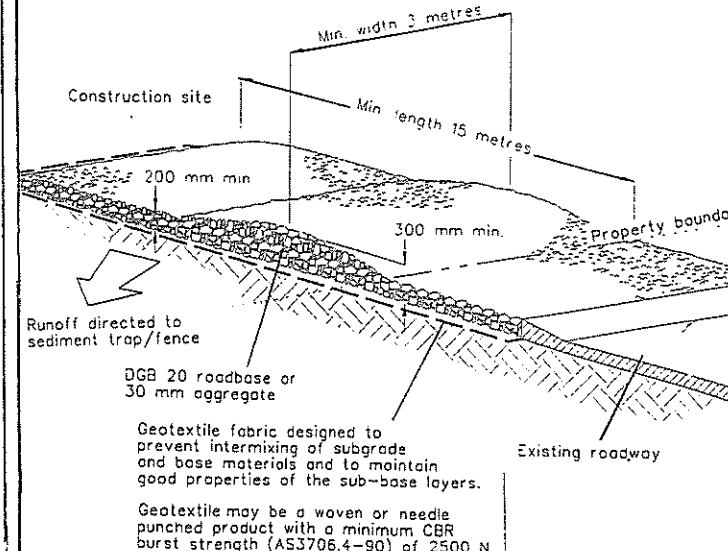


NOTE: This practice only to be used where specified in an approved SWMP/ESCP

CONSTRUCTION NOTES

1. FABRICATE A SLEEVE MADE FROM GEOTEXTILE OR WIRE MESH LONGER THAN THE LENGTH OF THE INLET PIT.
2. FILL THE SLEEVE WITH 25MM TO 50MM GRAVEL.
3. FORM AN ELLIPTICAL CROSS-SECTION ABOUT 150MM HIGH X 400MM WIDE.
4. PLACE THE FILTER AT THE OPENING OF THE KERB INLET LEAVING A 100MM GAP AT THE TOP TO ACT AS AN EMERGENCY SPILLWAY.
5. MAINTAIN THE OPENING WITH SPACER BLOCKS.
6. FORM A SEAL WITH THE KERBING AND PREVENT SEDIMENT BYPASSING THE FILTER.
7. FIT TO ALL KERB INLETS AT SAG POINTS

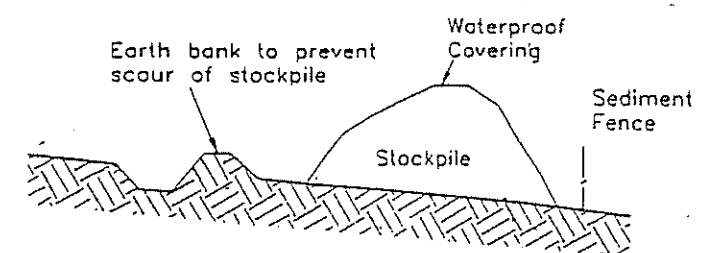
STABILISED SITE ACCESS



CONSTRUCTION NOTES

1. STRIP TOPSOIL AND LEVEL SITE.
2. COMPACT SUBGRADE.
3. COVER AREA WITH NEEDLE-PUNCHED GEOTEXTILE.
4. CONSTRUCT 200MM THICK PAD OVER GEOTEXTILE USING ROADBASE OR 30MM AGGREGATE. MINIMUM LENGTH 15 METRES OR TO BUILDING ALIGNMENT. MINIMUM WIDTH 3 METRES.
5. CONSTRUCT HUMP IMMEDIATELY WITHIN THE BOUNDARY TO DIVERT WATER TO A SEDIMENT FENCE OF OTHER SEDIMENT TRAP.

BUILDING MATERIAL STOCKPILES DETAIL



CERTIFICATION

I JOHN EVANS MEMBER No. 365-96 OF THE BUILDING DESIGNERS ASSOCIATION OF N. S. W. INC, HEREBY CERTIFY THAT THIS DRAWING HAS BEEN DESIGNED IN WITH THE REQUIREMENTS OF THE LANDCOM PUBLICATION MANAGING URBAN STORMWATER. SOILS AND CONSTRUCTION-VOLUME 1, 4TH EDITION (2004)

Signed

Date

15.02.2022

COPYRIGHT
ALL PLANS AND DRAWINGS ARE SUBJECT OF COPYRIGHT AND ANY ATTEMPT OR ACTUAL INFRINGEMENT BY USING, REPRODUCING OR COPYING SAME, WHOLLY OR IN PART, WITHOUT PRIOR WRITTEN PERMISSION WILL RESULT IN LEGAL PROCEEDINGS.
J.D. EVANS and COMPANY PTY. LTD.
BUILDING DESIGN CONSULTANTS



J.D. EVANS and COMPANY
DESIGN AND BUILDING CONSULTANTS
UNIT 7, 6 JUBILEE AVENUE, WARRIEWOOD 2102
PHONE 9999 4566 MOBILE 0418 976 596
www.jdeco.com.au

PROJECT
PROPOSED ALTERATION/ADDITIONS
No. 34 NARRABEEN PARK PARADE
WARRIEWOOD N. S. W. 2102
CLIENT
JAMES & AMANDA WHITEHEAD

DATE 15/02/2022	SCALE
DRAWN JDE	CHECKED
DRAWING No. 2088-10	ISSUE