

NORTHERN BEACHES COUNCIL

Waste Management Plan

(For development in the area of WLEP 2011 and WLEP 2000)

This plan is to be completed
in accordance with Council's

Waste Management Guidelines

(For development in the area of WLEP 2011 and WLEP 2000)

Effective Date: 25 October 2016

TABLE OF CONTENTS

Purpose of the Waste Management Plan	2
Structure of the Waste Management Plan	2
Applicant and Project Details	3
Section 1 – Demolition	5
Section 2 – Construction	7
Section 3 – On-going waste management for one or two dwellings.....	9
<div>N/A</div> Section 4 – On-going waste management for three or more dwellings	10
<div>N/A</div> Section 5 – On-going waste management for non-residential developments	11
<div>N/A</div> Section 6 – Private roadway developments.....	12

Purpose of the Waste Management Plan

This *Waste Management Plan (WMP)* will detail the arrangements for waste management during all stages of development and occupation.

The WMP must be completed in accordance with the Waste Management Guidelines (Guidelines).

A completed WMP is a mandatory requirement for any Development Application (DA) submitted under WLEP 2011 or WLEP 2000. DAs that are submitted without a completed WMP will be rejected or refused by Council.

Structure of the Waste Management Plan

All applicants are required to complete the 'Applicant and Project Details' part of the WMP and include it with the relevant Sections that apply to their proposed development.

The WMP is divided into Sections and applicants are only required to complete the relevant Sections in accordance with the Guidelines. The table below identifies which Sections are relevant to which development types.

For example, if the proposed development was to include demolition of an existing structure and construction of a single dwelling, the relevant Sections would be Sections 1, 2 and 3.

Section	Development Type [^]
Section 1 – Demolition	All
Section 2 – Construction	All
Section 3 – On-going waste management for one or two dwellings	One or two dwelling developments Mixed-use developments containing one or two dwellings
Section 4 – On-going waste management for three or more dwellings	Three or more dwelling developments Mixed-use developments containing three or more dwellings
Section 5 – On-going waste management for non-residential and mixed use developments	Commercial developments Industrial developments Mixed-use developments
Section 6 – Private roadway developments	Private roadways

[^]Note: the definitions of the development types are provided in Section vi of the Introduction to the Guidelines

Applicant and Project Details

Complete this page and the relevant Sections that apply to your proposed development.

Applicants' Details

Name: (must be the same as the DA form)	NORTHERN BEACHES DESIGNS
Address: (must be the same as the DA form)	PO BOX 870, NARRABEEN NSW 2101
Phone Number:	0432 125 244
Email Address:	info@northernbd.com.au

Property Details

Lot No: Deposited Plan (DP) No: or Strata Plan (SP) No:	Lot 36 DP 223922
Unit No: House No: Street: Suburb: Postcode:	62 Southern Cross Way Allambie Heights 2100

Project Details

Description of proposed development:	Proposed alterations & additions to the existing dwelling.
Structures to be demolished:	Brick wall & timber deck

Applicant Declaration


I declare that:

1. This plan has been completed in accordance with the Waste Management Guidelines
2. To the best of my knowledge, the details on this form are accurate and correct

I understand that:

1. All records demonstrating lawful disposal of waste will be retained and kept readily accessible for inspection by regulatory authorities such as Council, NSW Environment Protection Authority or WorkCover NSW.
2. A bond in accordance with Council's fees and charges may apply to this development and must be paid to Council prior to any works commencing.
3. The bond will only be refunded when Council is satisfied that all waste outlined in this plan has been managed as per the plan, and evidence such as photos, receipts and statutory declarations must be supplied where appropriate.

Signature of Designer: _____



Date: 8/8/19 _____

Section 1 – Demolition

This section must be completed in accordance with 'Chapter 1 – Demolition' of the Waste Management Guidelines

MATERIALS ON SITE	DESTINATION <i>Evidence such as weighbridge dockets and invoices for waste disposal or recycling must be retained on site for inspection</i>					
	REUSE AND RECYCLING (MOST FAVOURABLE)				DISPOSAL (LEAST FAVOURABLE)	
Types of Waste Material	Estimated Volume (m ³) or Weight (t)	ONSITE RE-USE ✓ Specify how material will be reused on site	OFFSITE RECYCLING ✓ Recycling Outlet (RO) ✓ Waste Transport Contractor (WTC)		OFFSITE DISPOSAL ✓ Specify landfill site (LS) ✓ Specify Waste Transport Contractor (WTC)	
			WTC	RO	WTC	LS
Excavated Material						
Garden Organics						
Bricks	0.2m3	resuse for filling	Brown or bingo	AE Biggs recycling centre	OPTION NOT AVAILABLE: These materials must be re-used or separated on or off site and sent for recycling.	
Tiles						
Concrete						
Timber	3m3		Brown or bingo	AE Biggs recycling centre		
Plasterboard						
Metals						
Asbestos						
Other waste (please specify)						
Estimated Total % Recovered	3.2 m3					

Refer to the estimation tables in 'Chapter 1 – Demolition' of the Guidelines for assistance in completing this table.

The applicant must submit a Site Plan showing the structures to be demolished and storage areas for waste and construction materials (if the development also includes construction).

WMP Checklist

Have you included the following:	Applicant Tick
A site plan showing: <ul style="list-style-type: none"> • The structures to be demolished. • Storage areas for waste to be reused, recycled, or disposed of. • Materials storage (if the development also includes construction) 	<input checked="" type="checkbox"/>
The table on the previous page, completed in accordance with 'Chapter 1 – Demolition' in the guidelines.	<input checked="" type="checkbox"/>

Section 2 – Construction

This section must be completed in accordance with ‘Chapter 2 – Construction’ of the Waste Management Guidelines

MATERIALS ON SITE	DESTINATION <i>Evidence such as weighbridge dockets and invoices for waste disposal or recycling must be retained on site for inspection</i>					
	REUSE AND RECYCLING (MOST FAVOURABLE)				DISPOSAL (LEAST FAVOURABLE)	
Types of Waste Material	Estimated Volume (m ³) or Weight (t)	ONSITE RE-USE ✓ Specify how material will be reused on site	OFFSITE RECYCLING ✓ Specify recycling outlet (RO) ✓ Specify Waste Transport Contractor (WTC)		OFFSITE DISPOSAL ✓ Specify landfill site (LS) ✓ Specify Waste Transport Contractor (WTC)	
* Please specify			WTC	RO	WTC	LS
Excavated Material						
Garden Organics						
Bricks					OPTION NOT AVAILABLE: These materials must be re-used or separated on or off site and sent for recycling.	
Tiles						
Concrete			Brown or bingo	AE Biggs recycling centre		
Timber*	1.0m3		Brown or bingo	AE Biggs recycling centre		
Plasterboard	0.5m3		Brown or bingo	AE Biggs recycling centre		
Metals*	0.5m3		Brown or bingo	AE Biggs recycling centre		
Asbestos						
Other waste*						
Estimated Total % Recovered	2.0m3					

Refer to the estimation tables in ‘Chapter 2 – Construction’ of the Guidelines for assistance in completing this table.

The applicant must submit a Site Plan showing the structures to be demolished and storage areas for waste and construction materials (if the development also includes construction).

WMP Checklist

Have you included the following:	Applicant Tick
A site plan showing: <ul style="list-style-type: none"> • The structures to be demolished. • Potential storage areas for waste to be reused, recycled, or disposed of. • Materials storage 	<input checked="" type="checkbox"/>
The table on the previous page, completed in accordance with 'Chapter 2 – Construction' in the guidelines.	<input checked="" type="checkbox"/>

Section 3 – On-going waste management for one or two dwellings

This section is to be completed in accordance with 'Chapter 3 – On-going waste management for one or two dwellings' of the Waste Management Guidelines.

Type of development: Existing dwelling & secondary dwelling

Number of dwellings: 2

WMP Checklist

Do your architectural and landscape plans include the following:	Applicant Tick
Waste Storage Area design requirements (Chapter 3.2.)	<input checked="" type="checkbox"/>
Waste Storage Area location requirements (Chapter 3.3.)	<input checked="" type="checkbox"/>

Section 4 – On-going waste management for three or more dwellings

This section is to be completed in accordance with 'Chapter 4 – On-going waste management for three or more dwellings' of the Waste Management Guidelines.

Type of development: _____

Number of dwellings: _____

WMP Checklist and Applicant Declaration

Do your architectural/landscape plans include the following:	Applicant Tick	N/A
Waste Storage Area design requirements (Chapter 4.2.)	<input type="checkbox"/>	-
Waste Storage Area location requirements (Chapter 4.3.)	<input type="checkbox"/>	-
Pathway, access and door requirements (Chapter 4.4.)	<input type="checkbox"/>	-
Clean-up waste requirements (Chapter 4.5.)	<input type="checkbox"/>	<input type="checkbox"/>
Kerbside (on-street) waste collection requirements (Chapter 4.6.)	<input type="checkbox"/>	<input type="checkbox"/>
On-site (off-street) waste collection requirements (Chapter 4.7.)	<input type="checkbox"/>	<input type="checkbox"/>

N/A

Section 5 – On-going waste management for non-residential and mixed use developments

This section is to be completed in accordance with ‘Chapter 5 – On-going waste management for non-residential developments’ and ‘Chapter 6 – On-going waste management for mixed use developments’ of the Waste Management Guidelines.

Type of development: _____

Number of commercial premises: _____

Number of Waste Storage Areas: _____

WMP Checklist

Do your architectural/landscape plans include the following:	Applicant Tick	N/A
Waste Storage Area design requirements (Chapter 5.2.)	<input type="checkbox"/>	-
Waste Storage Area location requirements (Chapter 5.3.)	<input type="checkbox"/>	-

N/A

Section 6 – Private roadway developments

This section is to be completed in accordance with 'Chapter 7 – Private roadway developments' of the Waste Management Guidelines.

Type of development: _____

Number of dwellings: _____

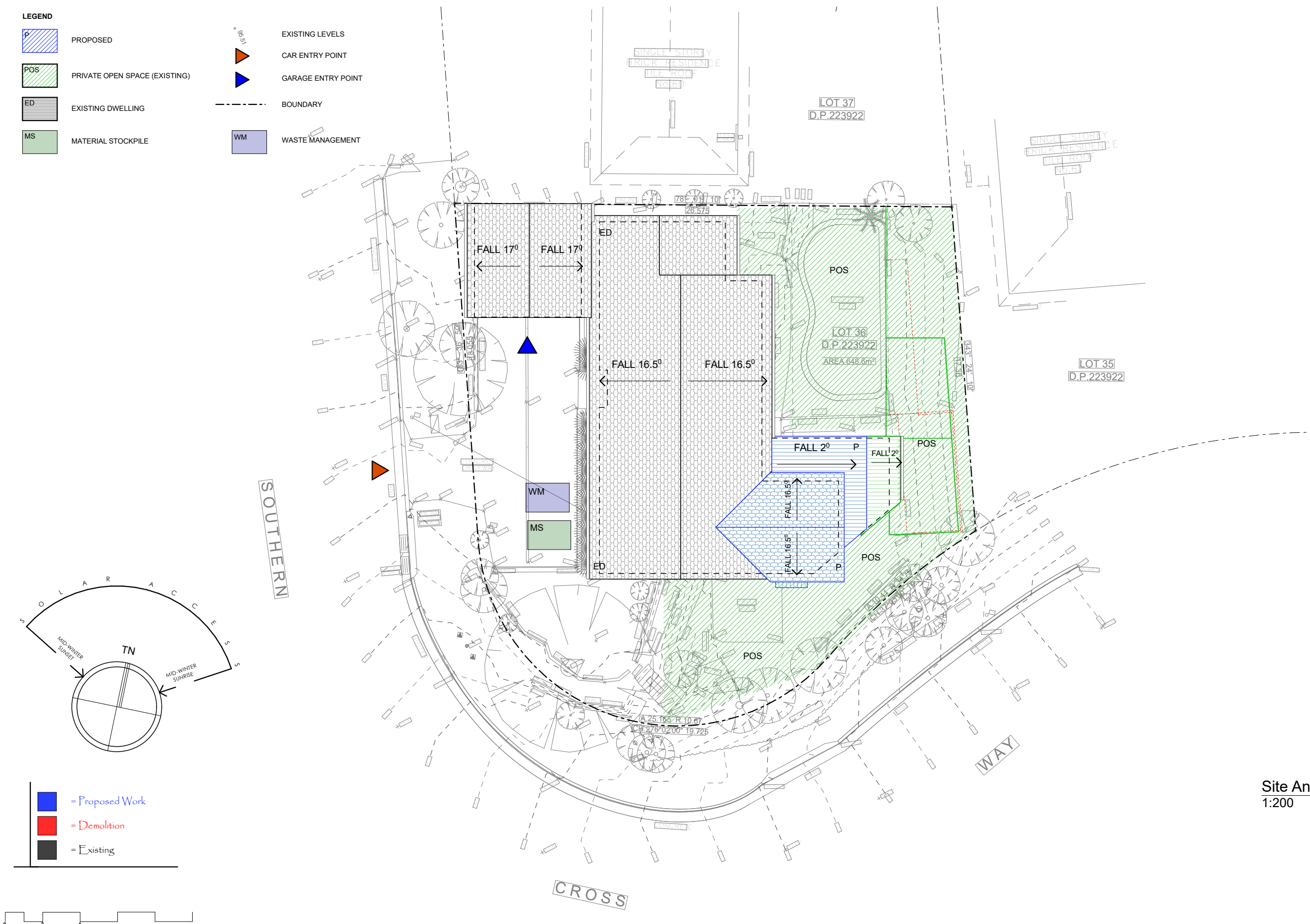
(Only applicable for sub-divisions)

WMP Checklist and Applicant Declaration

Do your sub-division plans include the following:	Applicant Tick	N/A
Council's waste vehicle design requirements (Chapter 7.2.)	<input type="checkbox"/>	<input type="checkbox"/>
Waste Storage Area requirements (Chapter 7.3.)	<input type="checkbox"/>	<input type="checkbox"/>

N/A

DA No 2018 /1922
Approved but
unconstructed works



Site Analysis Plan

1:200

Date :	Issue :	Description :

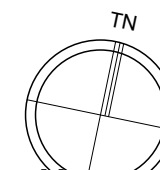
The builder shall check and verify all dimensions and verify all errors and omissions to the Designer. Do not scale the drawings.
Drawings shall not be used for construction purposes until issued by the Designer for construction.



Project : Alterations & Additions
DA
62 Southern Cross Way, Allambie Heights
Lot 36 in DP 223922 - 648.6m2

Client : Deda Residence

Drawing : - Site Analysis Plan & Was



Drawn/Designed : MW/PB <hr/> Project Number : 1825 <hr/> Drawing No. : DA3	Date : 240719 <hr/> Scale : 1:200 @ A3 <hr/> Issue :
--	--