

# NORTHERN BEACHES COUNCIL

---

## Waste Management Plan

(For development in the area of WLEP 2011 and WLEP 2000)

This plan is to be completed  
in accordance with Council's

## Waste Management Guidelines

(For development in the area of WLEP 2011 and WLEP 2000)

**Effective Date: 25 October 2016**

### TABLE OF CONTENTS

Purpose of the Waste Management Plan .....	2
Structure of the Waste Management Plan .....	2
Applicant and Project Details .....	3
Section 1 – Demolition .....	5
Section 2 – Construction .....	7
Section 3 – On-going waste management for one or two dwellings.....	9
Section 4 – On-going waste management for three or more dwellings.....	10
Section 5 – On-going waste management for non-residential developments .....	11
Section 6 – Private roadway developments.....	12

## Purpose of the Waste Management Plan

This *Waste Management Plan (WMP)* will detail the arrangements for waste management during all stages of development and occupation.

The WMP must be completed in accordance with the Waste Management Guidelines (Guidelines).

A completed WMP is a mandatory requirement for any Development Application (DA) submitted under WLEP 2011 or WLEP 2000. DAs that are submitted without a completed WMP will be rejected or refused by Council.

## Structure of the Waste Management Plan

All applicants are required to complete the 'Applicant and Project Details' part of the WMP and include it with the relevant Sections that apply to their proposed development.

The WMP is divided into Sections and applicants are only required to complete the relevant Sections in accordance with the Guidelines. The table below identifies which Sections are relevant to which development types.

For example, if the proposed development was to include demolition of an existing structure and construction of a single dwelling, the relevant Sections would be Sections 1, 2 and 3.

Section	Development Type <sup>^</sup>
<b>Section 1 – Demolition</b>	All
<b>Section 2 – Construction</b>	All
<b>Section 3 – On-going waste management for one or two dwellings</b>	One or two dwelling developments Mixed-use developments containing one or two dwellings
<b>Section 4 – On-going waste management for three or more dwellings</b>	Three or more dwelling developments Mixed-use developments containing three or more dwellings
<b>Section 5 – On-going waste management for non-residential and mixed use developments</b>	Commercial developments Industrial developments Mixed-use developments
<b>Section 6 – Private roadway developments</b>	Private roadways

<sup>^</sup>Note: the definitions of the development types are provided in Section vi of the Introduction to the Guidelines

## Applicant and Project Details

Complete this page and the relevant Sections that apply to your proposed development.

### Applicants' Details

Name: (must be the same as the DA form)	Kurt Crisp
Address: (must be the same as the DA form)	2/7A Wentworth Street Manly NSW 2095
Phone Number:	0422567134
Email Address:	kurt@buckandsimple.com

### Property Details

Lot No: Deposited Plan (DP) No: or Strata Plan (SP) No:	B DP 347968 -
Unit No: House No: Street: Suburb: Postcode:	- 49 Soldiers Avenue Freshwater 2096

### Project Details

Description of proposed development:	Addition of First floor extension to existing single storey dwelling. New outdoor pool & covered seating area.
Structures to be demolished:	- Existing roof - Rear extension & roof.


### Applicant Declaration

I declare that:

1. This plan has been completed in accordance with the Waste Management Guidelines
2. To the best of my knowledge, the details on this form are accurate and correct

I understand that:

1. All records demonstrating lawful disposal of waste will be retained and kept readily accessible for inspection by regulatory authorities such as Council, NSW Environment Protection Authority or WorkCover NSW.
2. A bond in accordance with Council's fees and charges may apply to this development and must be paid to Council prior to any works commencing.
3. The bond will only be refunded when Council is satisfied that all waste outlined in this plan has been managed as per the plan, and evidence such as photos, receipts and statutory declarations must be supplied where appropriate.

Signature of Applicant:  Date: 1/7/2021

## Section 1 – Demolition



This section must be completed in accordance with 'Chapter 1 – Demolition' of the Waste Management Guidelines

MATERIALS ON SITE	DESTINATION <i>Evidence such as weighbridge dockets and invoices for waste disposal or recycling must be retained on site for inspection</i>					
	REUSE AND RECYCLING (MOST FAVOURABLE)				DISPOSAL (LEAST FAVOURABLE)	
Types of Waste Material	Estimated Volume (m <sup>3</sup> ) or Weight (t)	ONSITE RE-USE ✓ Specify how material will be reused on site	OFFSITE RECYCLING ✓ Recycling Outlet (RO) ✓ Waste Transport Contractor (WTC)		OFFSITE DISPOSAL ✓ Specify landfill site (LS) ✓ Specify Waste Transport Contractor (WTC)	
			WTC	RO	WTC	LS
Excavated Material	0			Kimberly		
Garden Organics	0					
Bricks	5m <sup>3</sup>	Piers Subfloor		Kimberly	OPTION NOT AVAILABLE These materials must be re-used or separated on or off and recycling	
Tiles	30m <sup>3</sup>			Kimberly		
Concrete	10m <sup>3</sup>			Kimberly		
Timber	10m <sup>3</sup>			Kimberly		
Plasterboard	5m <sup>3</sup>			Kimberly		
Metals	0					
Asbestos	0					
Other waste (please specify)	0					
Estimated Total % Recovered	100%					

Refer to the estimation tables in 'Chapter 1 – Demolition' of the Guidelines for assistance in completing this table.

The applicant must submit a Site Plan showing the structures to be demolished and storage areas for waste and construction materials (if the development also includes construction).

#### WMP Checklist

Have you included the following:	Applicant Tick
A site plan showing: <ul style="list-style-type: none"> <li>• The structures to be demolished.</li> <li>• Storage areas for waste to be reused, recycled, or disposed of.</li> <li>• Materials storage (if the development also includes construction)</li> </ul>	
The table on the previous page, completed in accordance with 'Chapter 1 – Demolition' in the guidelines.	

## Section 2 – Construction



This section must be completed in accordance with 'Chapter 2 – Construction' of the Waste Management Guidelines

MATERIALS ON SITE	DESTINATION <i>Evidence such as weighbridge dockets and invoices for waste disposal or recycling must be retained on site for inspection</i>					
	REUSE AND RECYCLING (MOST FAVOURABLE)			DISPOSAL (LEAST FAVOURABLE)		
Types of Waste Material	Estimated Volume (m <sup>3</sup> ) or Weight (t)	ONSITE RE-USE ✓ Specify how material will be reused on site	OFFSITE RECYCLING ✓ Specify recycling outlet (RO) ✓ Specify Waste Transport Contractor (WTC)	OFFSITE DISPOSAL ✓ Specify landfill site (LS) ✓ Specify Waste Transport Contractor (WTC)		
* Please specify			WTC	RO	WTC	LS
Excavated Material	14 m <sup>3</sup>	Disposal remaining garden		Kumbriki		
Garden Organics	0					
Bricks	0				OPTION NOT AVAILABLE: These materials must be re-used or separated on or off site and sent for recycling	
Tiles	0					
Concrete	0					
Timber*	2 m <sup>3</sup>			Kumbriki		
Plasterboard	1 m <sup>3</sup>			Kumbriki		
Metals*	1 m <sup>3</sup>			Kumbriki		
Asbestos	0					
Other waste*	0					
Estimated Total % Recovered	100 %					

Refer to the estimation tables in 'Chapter 2 – Construction' of the Guidelines for assistance in completing this table.

The applicant must submit a Site Plan showing the structures to be demolished and storage areas for waste and construction materials (if the development also includes construction).

#### WMP Checklist

Have you included the following:	Applicant Tick
A site plan showing: <ul style="list-style-type: none"> <li>• The structures to be demolished.</li> <li>• Potential storage areas for waste to be reused, recycled, or disposed of.</li> <li>• Materials storage</li> </ul>	
The table on the previous page, completed in accordance with 'Chapter 2 – Construction' in the guidelines.	



### Section 3 – On-going waste management for one or two dwellings

This section is to be completed in accordance with 'Chapter 3 – On-going waste management for one or two dwellings' of the Waste Management Guidelines.

Type of development: Residential

Number of dwellings: 1

#### WMP Checklist

Do your architectural and landscape plans include the following:	Applicant Tick
Waste Storage Area design requirements (Chapter 3.2.)	<input checked="" type="checkbox"/>
Waste Storage Area location requirements (Chapter 3.3.)	<input checked="" type="checkbox"/>