

Contact Us	
The General Manager, 725 Pittwater Road, Dee Why NSW 2099 or Customer Service Centre, Northern Beaches Council DX9118 Dee Why	
Email	council@warringah.nsw.gov.au
Fax	9942 2606
If you need help lodging your application call Customer Service on (02) 9942 2111 or come in and talk to us at the Civic Centre, Dee Why.	

Office Use Only									

Part 1: Declaration

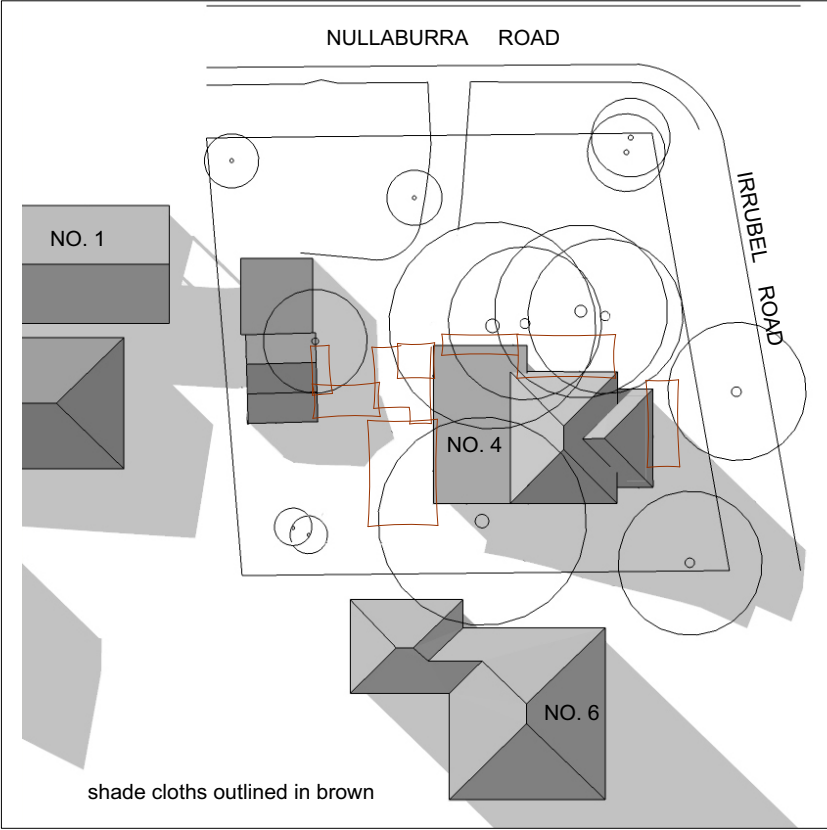
<input type="radio"/> DECLARATION	
I hereby certify that the shadow diagrams submitted with the proposal at	
Address	4 IRUBEL ROAD, NEWPORT, NSW 2106
For the erection of Description of development	ALTERATIONS & ADDITION TO EXISTING DWELLING: DEMOLISH PORTION OF EXISTING ROOF, CARRY OUT RENOVATIONS TO INTERIOR AND CONSTRUCT A NEW ADDITION INCLUDING HYDRATHERAPY POOL
<ul style="list-style-type: none"> In accordance with the survey (prepared by a registered surveyor) which is required to be submitted with the application Drawn to true north Indicate shadow cast by the proposal at 9am, noon, 3pm, 21 June To indicate the shadow cast by existing buildings and structures on the site and in the surrounding area 	

Part 2: Certification

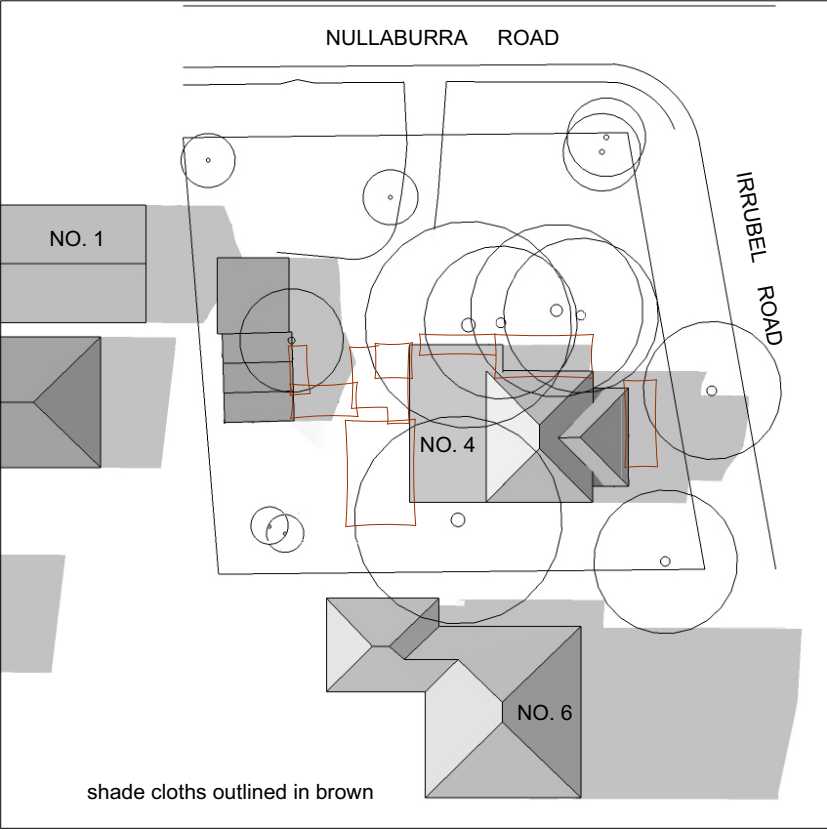
CERTIFIER			
Title	<input type="radio"/> Mr <input checked="" type="radio"/> Mrs <input type="radio"/> Ms <input type="radio"/> Other		
Full family name (no initials) (or Company)	KOOPMAN		
Full given names (no initials) (or A.C.N)	BRUNDA		
Phone	9979 5030	Alternate	
Mobile	-	Fax	
Qualification (i.e. Architect, Planner, Computer Technician, Surveyor)	ARCHITECT.		

Part 3: Signature

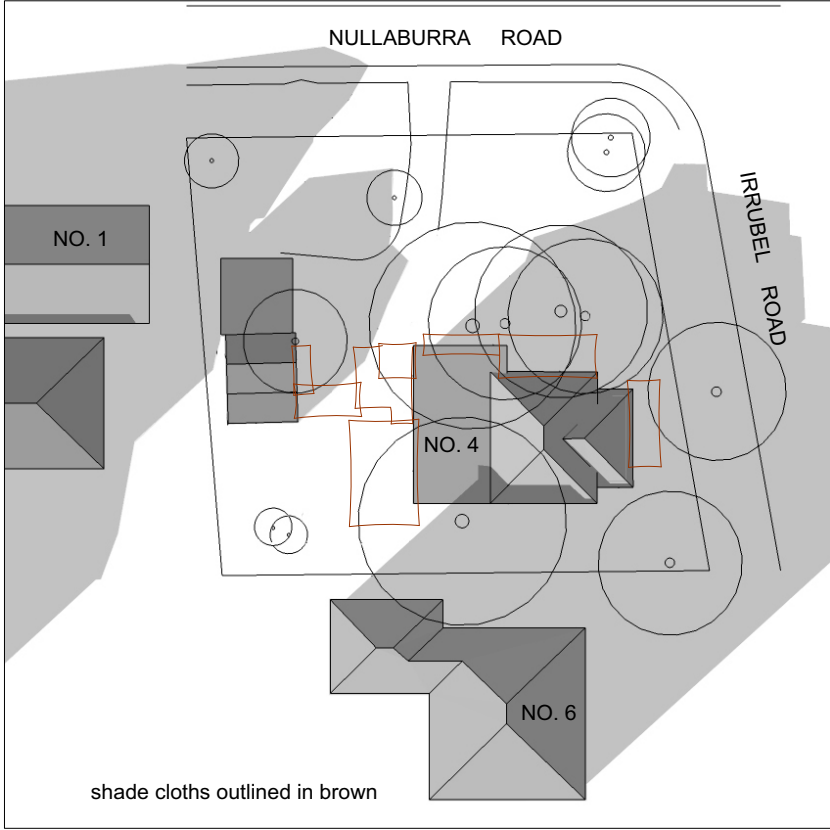
3. APPLICANT(S) SIGNATURE	
Signature	
Date	



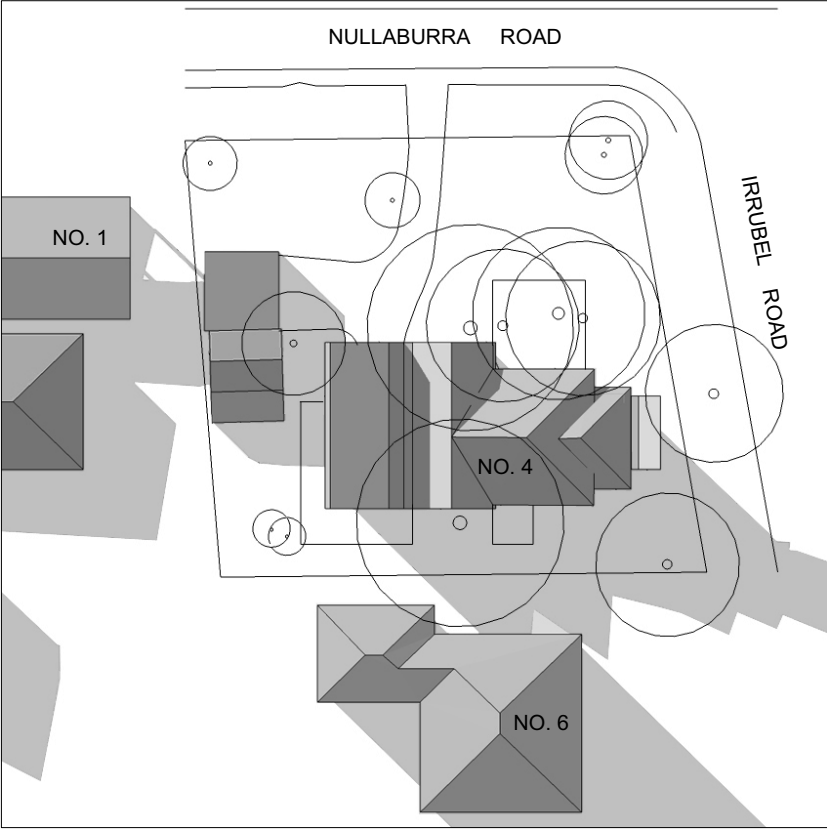
9am 21/06 existing



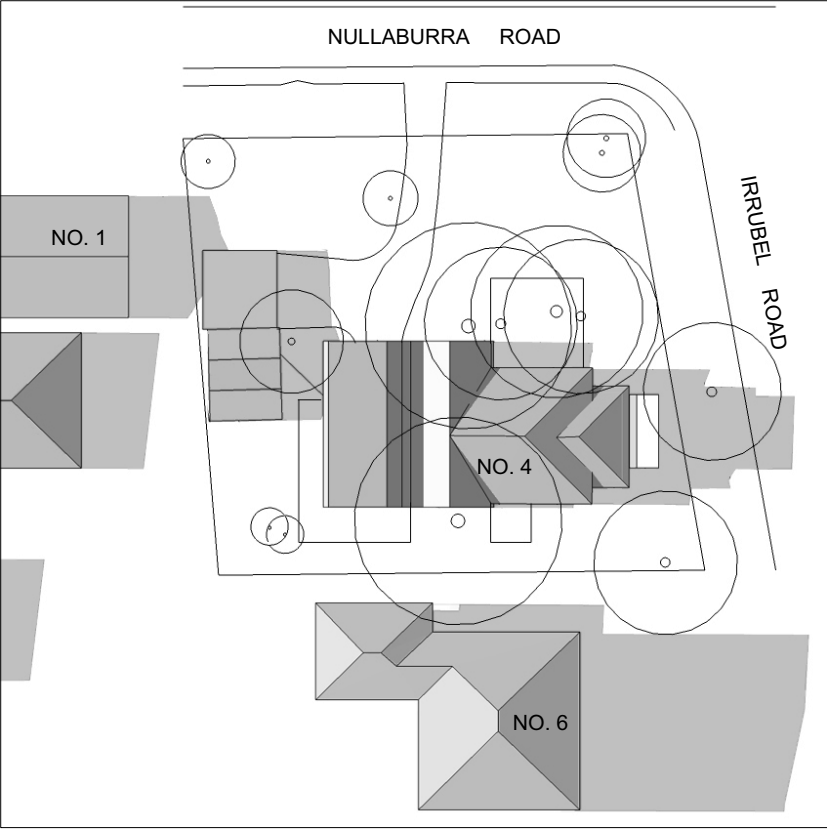
12pm 21/06 existing



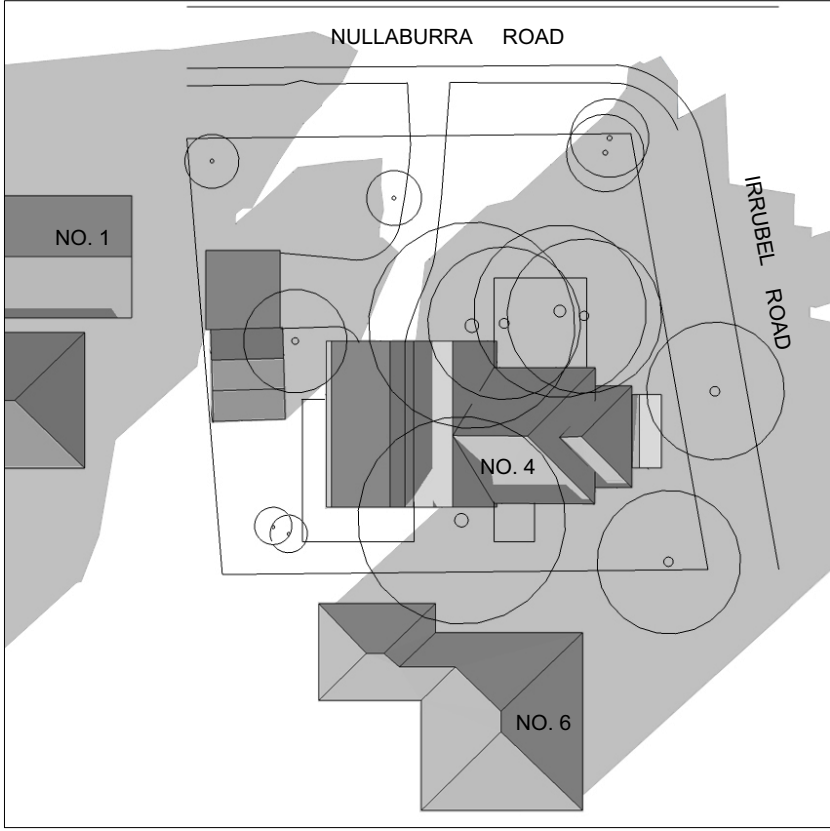
3pm 21/06 existing



9am 21/06 proposed



12pm 21/06 proposed



3pm 21/06 proposed

DRAWING ISSUE

DA Submission DATE 08/05/19

NOTES

Project
Roki's Light

Client
David & Regina Mills
C/O Roki Mills
Address
4 Irrubel Road
Newport
NSW 2106

Architect
PETER STUTCHBURY
ARCHITECTURE
5 / 364 Barrenjoey Road
Newport NSW 2107
p. 99795030
f. 99795367
e. admin@peterstutchbury.com.au

Drawn by: JJ Checked by: PS
Scale: @ A3

Drawing
**Solar Access
Diagrams**

Rev. Dwg No.
401

Do not scale from drawings. Verify all dimensions and levels on site. Peter Stutchbury Architecture is the owner of the copyright subsisting in these drawings, plans and specifications. They must not be used, reproduced or copied in whole or part nor may the information, ideas and concepts therein contained be disclosed to any person without the prior written consent of Peter Stutchbury Architecture.