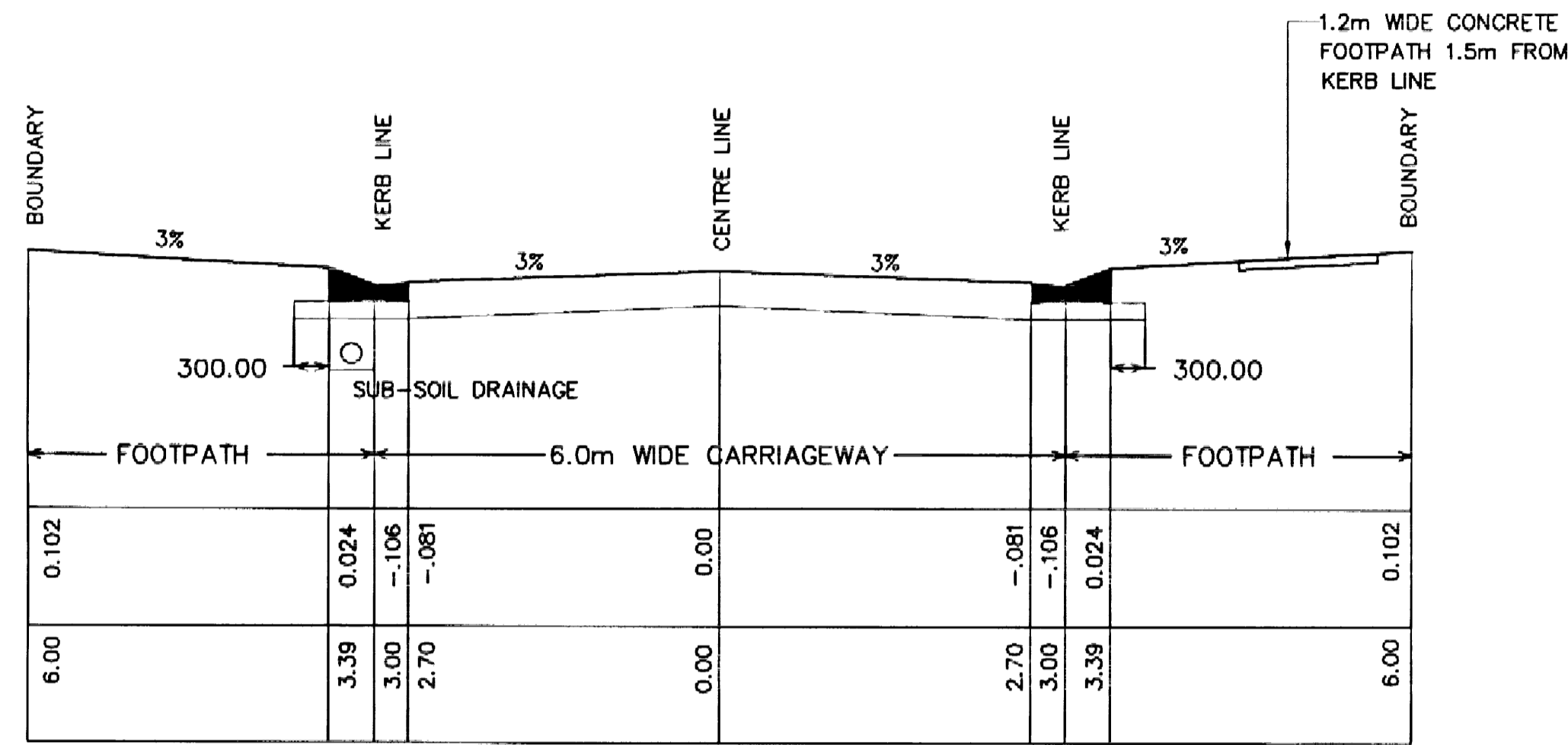
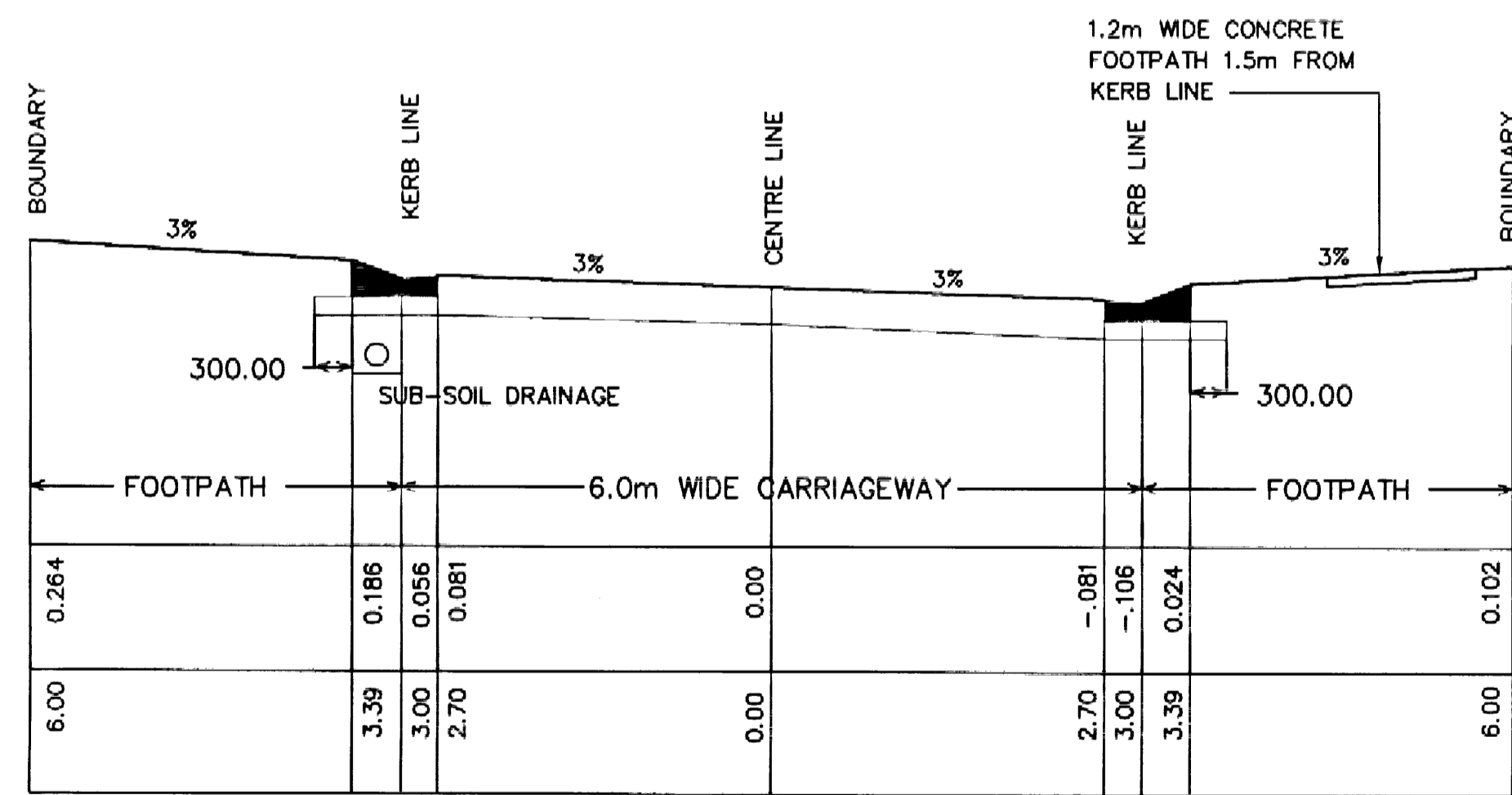


ROAD No. 3



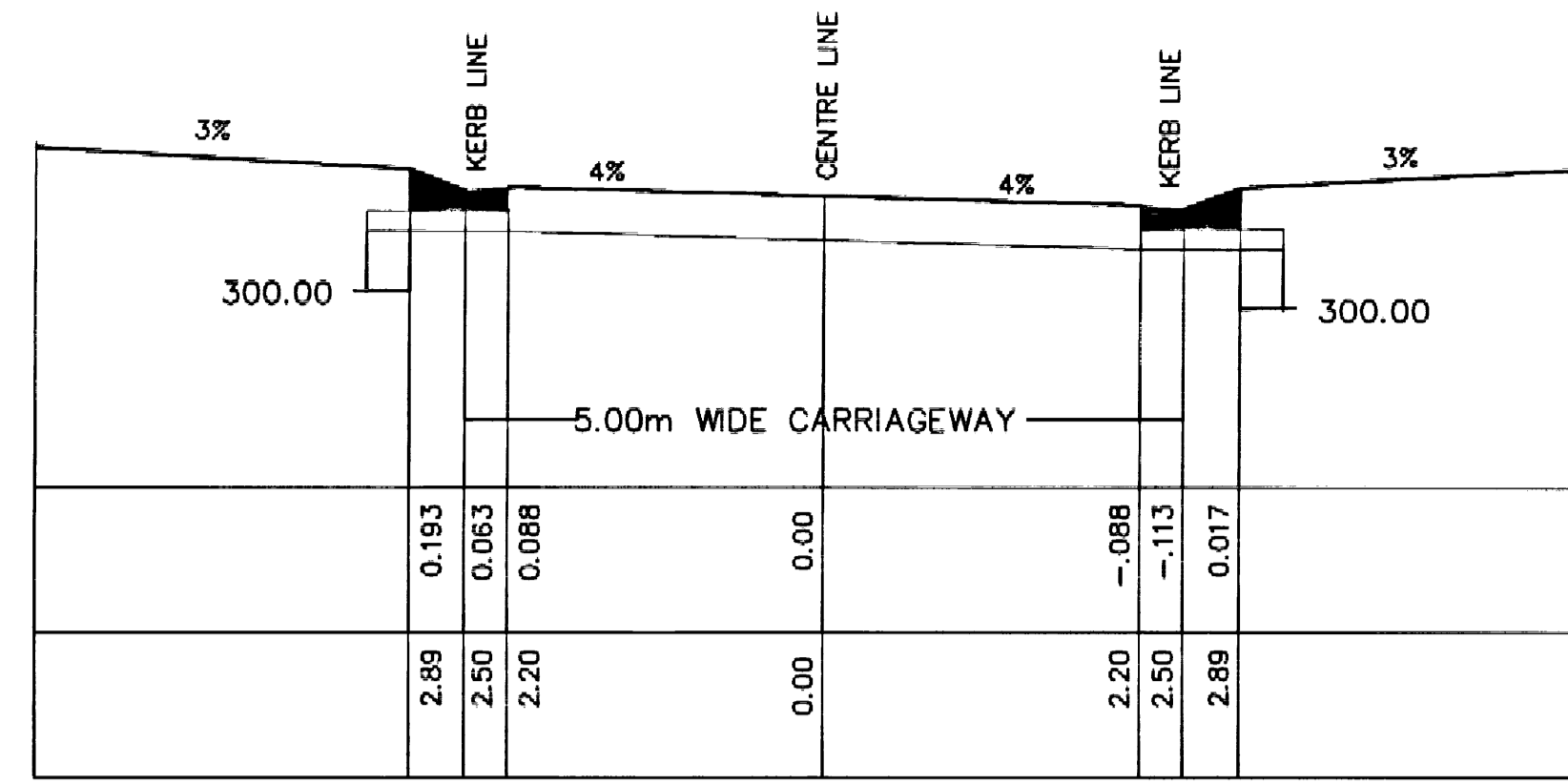
SCALE 1:50
 PAVEMENT: 40mm CONSTRUCTION THICKNESS A.C.10
 ONE 7mm PRIME SEAL COAT.
 BASECOURSE 180mm, 98% DRY DENSITY RATIO MODIFIED
 SUBBASE 140mm, 95% DRY DENSITY RATIO MODIFIED
 (PAVEMENT TO BE CONFIRMED BY GEOTECHNICAL ENGINEER)

TYPICAL CROSS SECTION, ROAD 1
 CH165.00 TO CH329.852



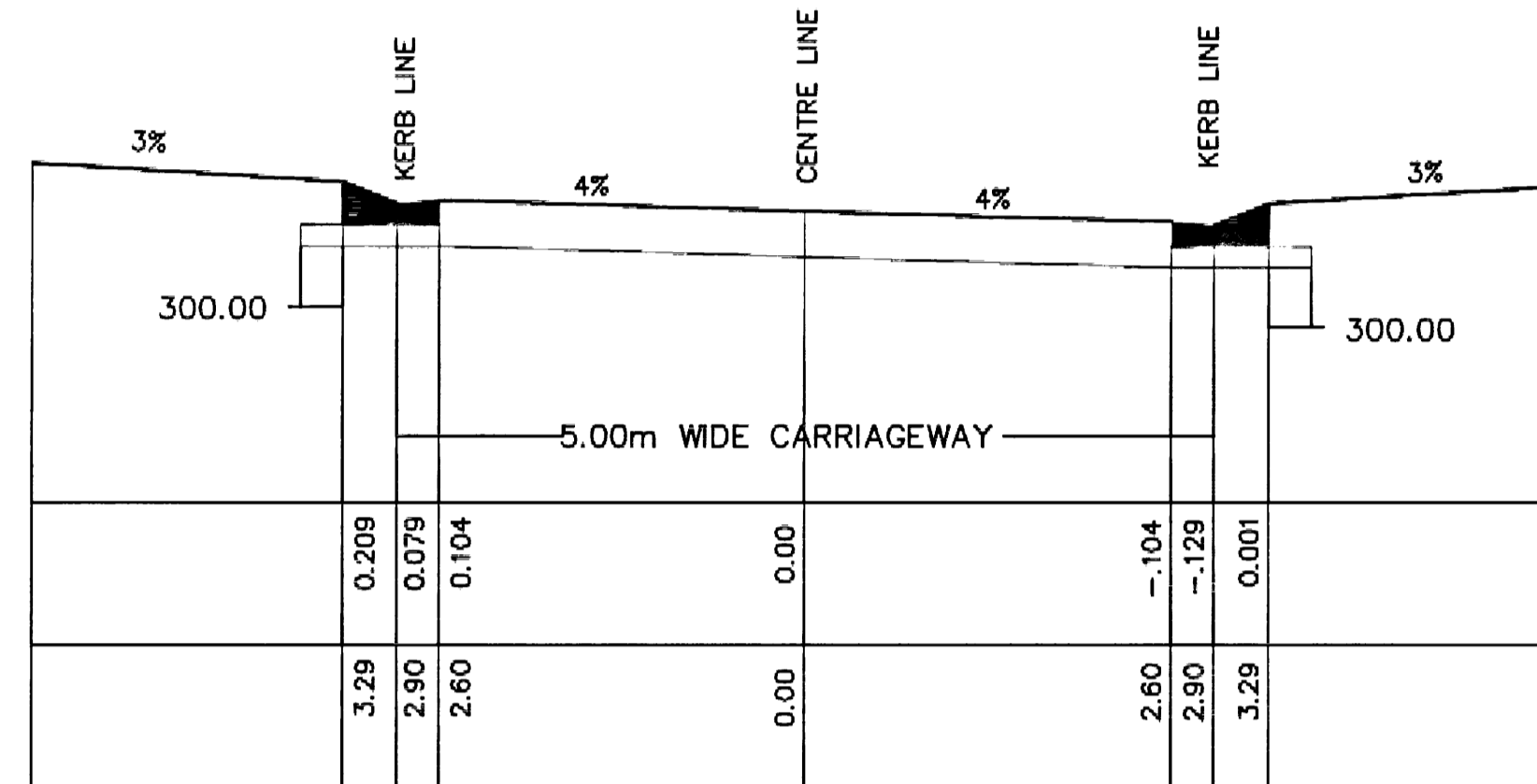
SCALE 1:50
 PAVEMENT: 40mm CONSTRUCTION THICKNESS A.C.10
 ONE 7mm PRIME SEAL COAT.
 BASECOURSE 180mm, 98% DRY DENSITY RATIO MODIFIED
 SUBBASE 140mm, 95% DRY DENSITY RATIO MODIFIED
 (PAVEMENT TO BE CONFIRMED BY GEOTECHNICAL ENGINEER)

TYPICAL CROSS SECTION, ROAD 1
 CH0.00 TO CH165.000



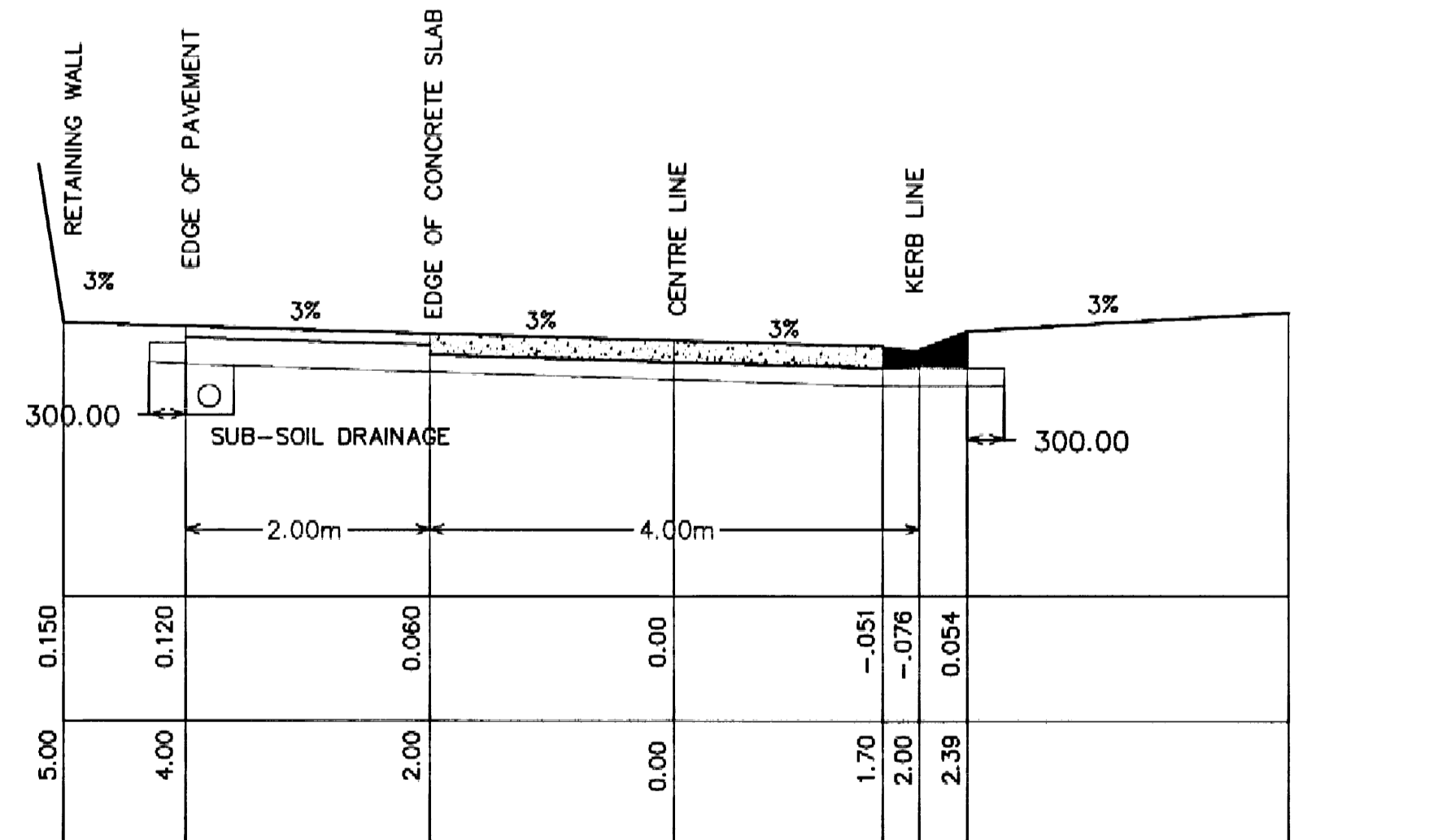
SCALE 1:50
 PAVEMENT 40mm CONSTRUCTION THICKNESS A.C.10
 ONE 7mm PRIME SEAL COAT.
 BASECOURSE 180mm, 98% DRY DENSITY RATIO MODIFIED
 SUBBASE 140mm, 95% DRY DENSITY RATIO MODIFIED
 (PAVEMENT TO BE CONFIRMED BY GEOTECHNICAL ENGINEER)

TYPICAL CROSS SECTION, ROAD 3
 CH78.35 TO CH114.234



SCALE 1:50
 PAVEMENT 40mm CONSTRUCTION THICKNESS A.C.10
 ONE 7mm PRIME SEAL COAT.
 BASECOURSE 180mm, 98% DRY DENSITY RATIO MODIFIED
 SUBBASE 140mm, 95% DRY DENSITY RATIO MODIFIED
 (PAVEMENT TO BE CONFIRMED BY GEOTECHNICAL ENGINEER)

TYPICAL CROSS SECTION, ROAD 3
 CH0.00 TO CH78.350



SCALE 1:50
 PAVEMENT:
 ROCLA TURFPAVE 90mm (2m WIDE) PAVEMENT:
 30mm BEDDING LAYER (5-7mm AGGREGATE) 175mm REINFORCED CONCRETE SLAB (4m WIDE)
 175mm OPEN GRADED DGB20 100mm BASECOURSE DGB20
 (PAVEMENT TO BE CONFIRMED BY GEOTECHNICAL ENGINEER)

TYPICAL CROSS SECTION, ROAD 2
 CH0.00 TO CH395.022

DA ISSUE

REV	DATE	DESCRIPTION	BY	VER	APP
01	27/09/04	DA SUBMISSION	GK		

Disclaimer and Copyright:
 ALL DIMENSIONS TO BE CHECKED
 ON SITE BY SUPERINTENDANT
 PRIOR TO CONSTRUCTION. USE
 WRITTEN DIMENSIONS ONLY, DO
 NOT SCALE.
 © 2004 W P Brown & Partners Pty Ltd

Brown Consulting (NSW) Pty Ltd
 Level 2, 82 Waterloo Road Macquarie Park NSW Australia 2113
 Telephone: 02 9900 1000 Facsimile: 02 9900 1099

Sydney
 Canberra
 Brisbane
 Melbourne
 Singapore

	VERIFICATION			Architect:
	INITIALS	SIGNATURE	DATE	
DRAFTING				DENNIS LEECH & ASSOCIATES PTY LTD
DESIGN				
VERIFY				
APPROVED				

Project:
 SECTOR 5
 WARRIEWOOD VALLEY

LONG SECTION ROAD 3
 CROSS SECTIONS
 ROAD No. 1, 2 & 3

Drawn by: DCA	Sheet: 3 OF 3
Design by: GK	Scale: 1:500 (H) 1:100 (V)
Project No: X04023	1:50 (XS)
Drawing No: C03	Rev: 01