

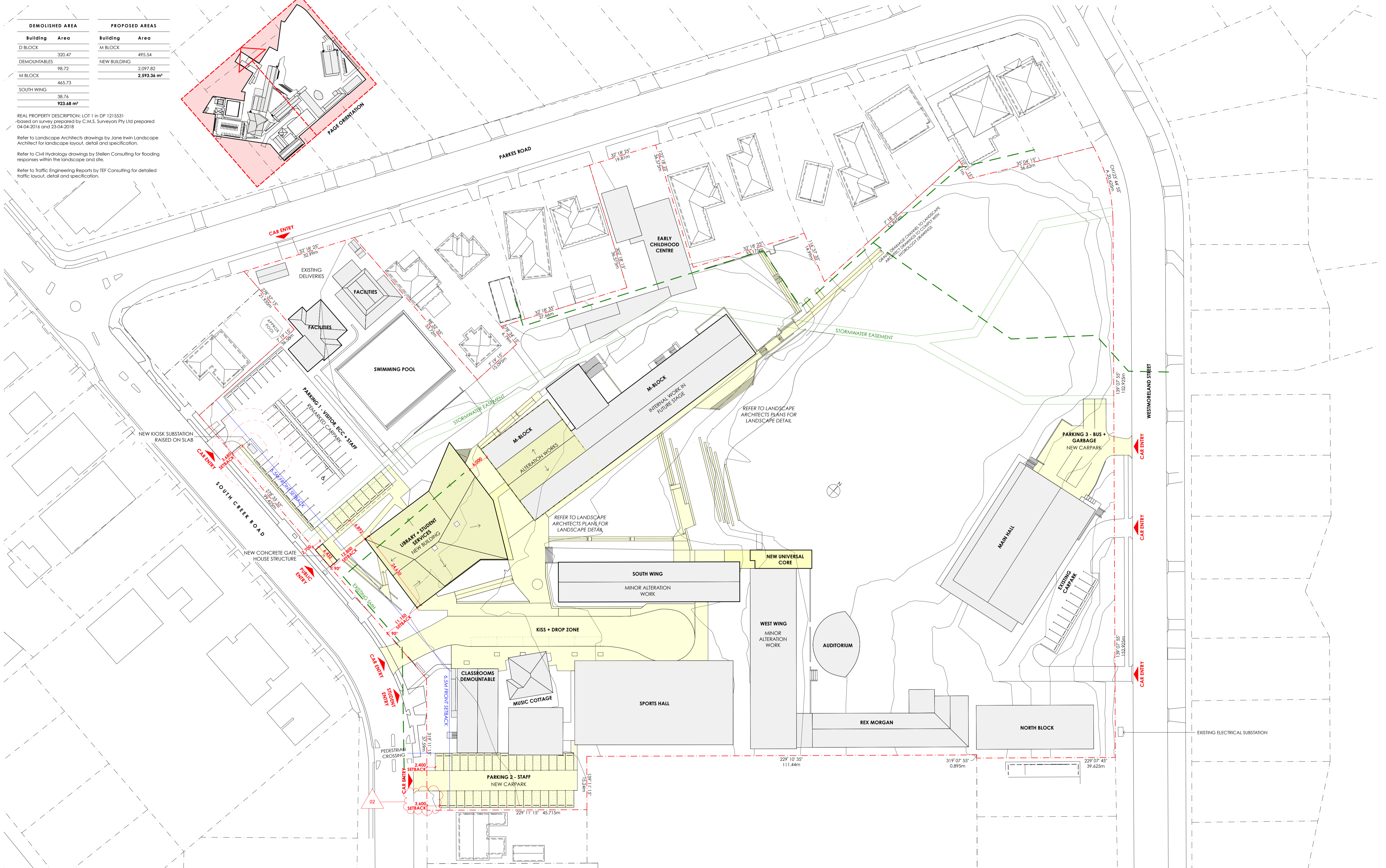
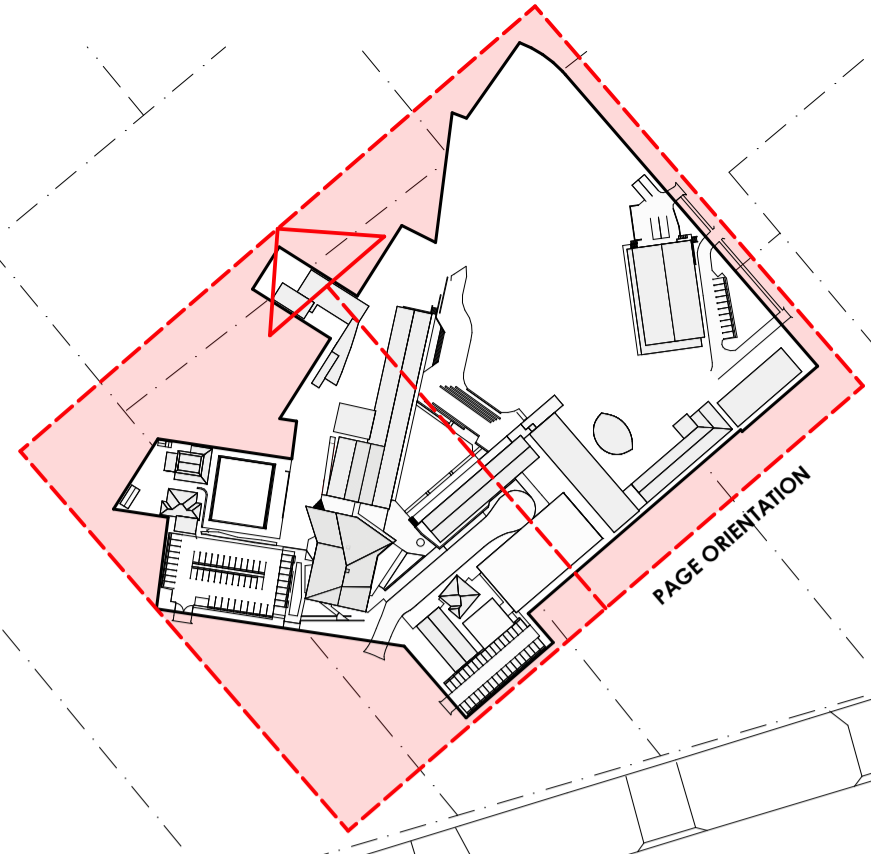
DEMOLISHED AREA		PROPOSED AREAS	
Building	Area	Building	Area
D BLOCK	320.47	M BLOCK	495.54
DEMOUNTABLES	98.72	NEW BUILDING	2,097.82
M BLOCK	465.73		2,593.36 m²
SOUTH WING	38.76		
	923.68 m²		

REAL PROPERTY DESCRIPTION: LOT 1 in DP 1215531
 Based on a survey prepared by C.M.S. Surveyors Pty Ltd prepared
 04-04-2016 and 23-04-2018

Refer to Landscape Architects drawings by Jane Irwin Landscape
 Architect for landscape layout, detail and specification.

Refer to Civil Hydrology drawings by Stelen Consulting for flooding
 responses within the landscape and site.

Refer to Traffic Engineering Reports by TEF Consulting for detailed
 traffic layout, detail and specification.



1 Site Plan (Roof)
1:500

LEGEND	
AD	ALUMINUM DOOR
AW	ALUMINUM WINDOW
BS	ROCK GUTTER
BR	BRICK
BSUS	STEEL BALUSTRADE
BW	BLOCKWORK
EXFL	EXISTING FLOORING
CONC	CONCRETE
CPT	CARPET
CT	CERAMIC TILE
DN	DOWNPIPE
EXT	EXISTING
FG-1	FIBRE CEMENT FLOORING
FG	FIBRE GLASS
FR	FLOOR
FW	FLOOR WASTE
FBG	GLAZED FACE BRICK
HGS	GLAZED FACE BRICK SCREEN
JG	JOINERY GATE
LD-1	EXTERNAL LOUVRES - RETRACTABLE
LD-2	EXTERNAL LOUVRES - FIXED, HORIZONTAL
ENT	ENTRY MAT
MC	METAL CLADDING
MR	METAL ROOFING
PM	PERFORATED METAL
RF	RUBBER FLOORING
RWO	RAINWATER OUTLET
SC	STEEL COLUMN
SL	SLOUGHT
TD	TIMBER DOOR JOINERY
TW	TIMBER WINDOW JOINERY

LEGEND	
—	EXISTING ELEMENTS TO BE RETAINED
- - -	EXISTING ELEMENTS TO BE DEMOLISHED
■	PROPOSED NEW WORKS

ISSUE	DATE	REVISION
01	31/10/19	DA Issue
02	11/5/20	DA Revision

DRAWN BY KH CHECKED BY KH
 IF ISSUE IS INITIALED AS CHECKED DRAWING CAN BE CONSIDERED APPROVED UNDER NMA QUALITY MANAGEMENT SYSTEM

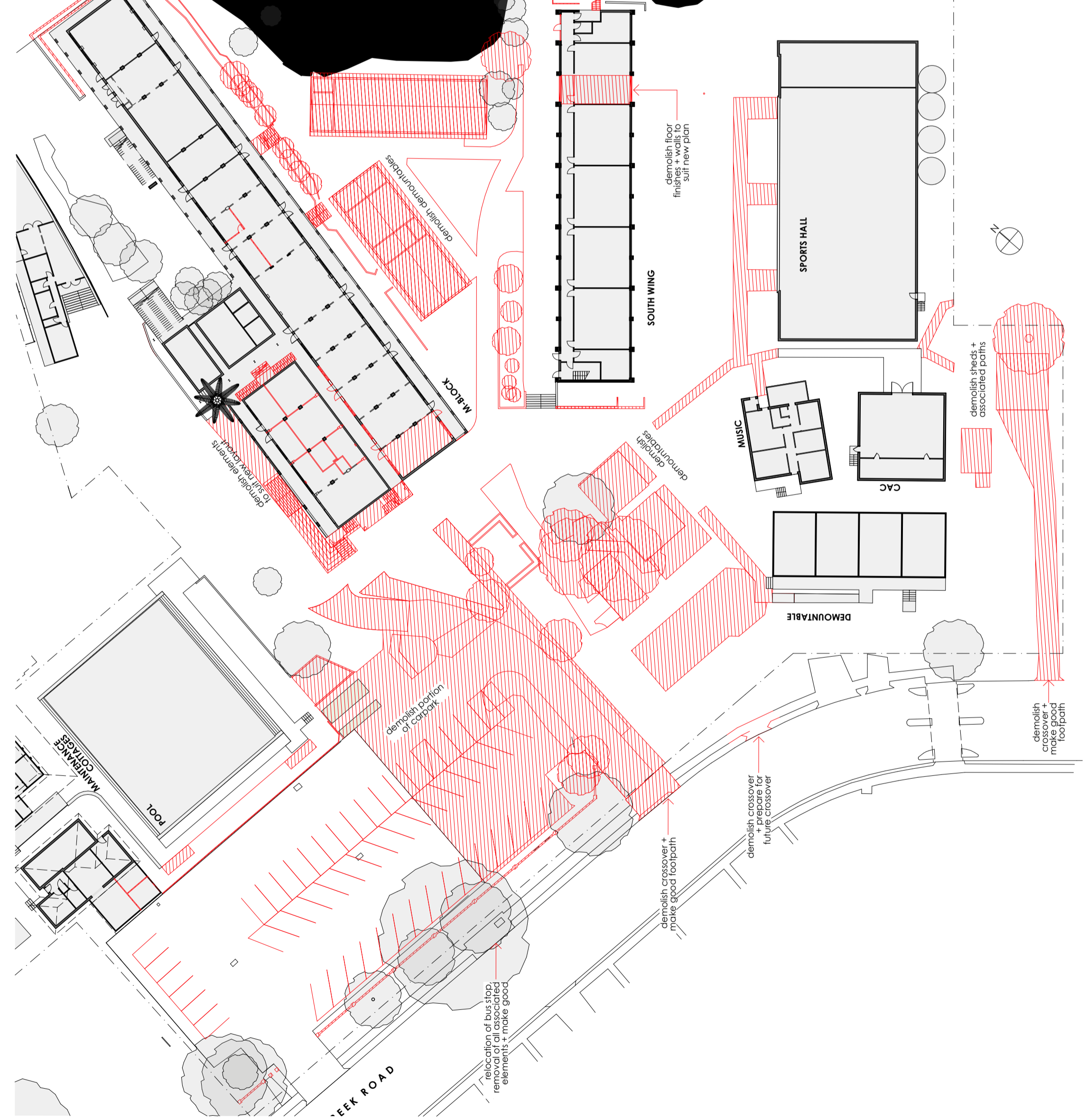


The Pittwater House Schools
 70 South Creek Rd, Collaroy NSW 2097

NEESON MURCUTT + NEILLE
 NEESON MURCUTT ARCHITECTS PTY LTD
 L1 9 ROSLYN ST POTTS POINT 2011 T: 8203 1870
 NOMINATED ARCHITECT: RACHEL NEESON No. 6692

NO	REV	TITLE	PHASE	SCALE	DATE
DA 04	03	SITE PLAN	DA	1:500 @A1	11/5/20

Copyright in all documents and drawings prepared by NEESON MURCUTT ARCHITECTS and in any works executed from those documents and drawings shall remain the property of, or on creation vest in NEESON MURCUTT ARCHITECTS, Pty Ltd

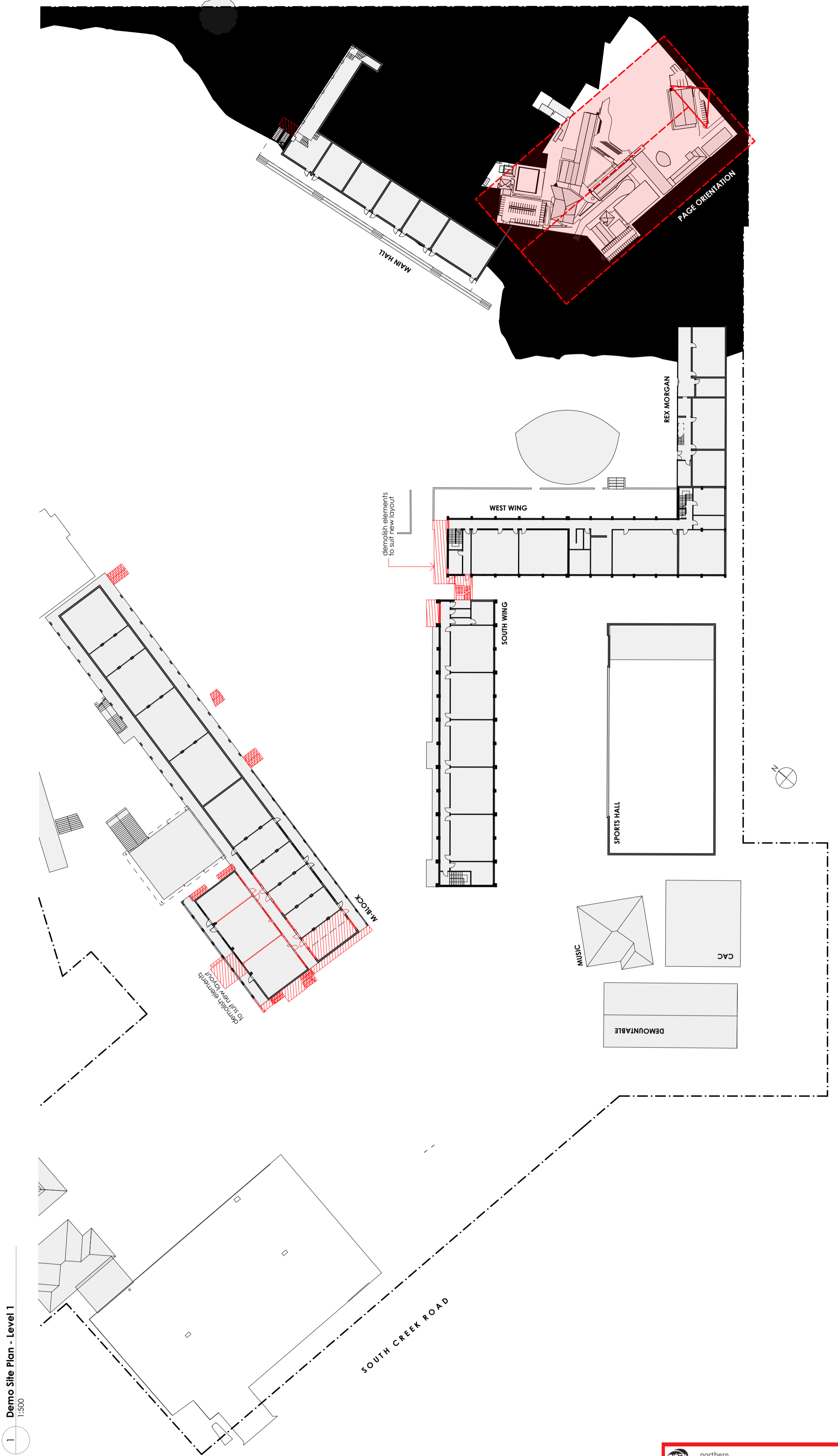


LEGEND

AD	ALUMINIUM DOOR	FBG	GLAZED FACE BRICK
AW	ALUMINIUM WINDOW	FGS	GLAZED FACE BRICK SCREEN
RG	ROCK GUTTER	JG	JOINERY UNIT
BR	BRICK	LD-1	EXTERNAL LOUVRES - RETRACTABLE
BAUS	STEEL BALUSTRADE	LD-2	EXTERNAL LOUVRES - FIXED, HORIZONTAL
BW	BLOCKWORK	MAT	ENTRY MAT
EXFL	EXISTING FLOORING	MC	METAL CLADDING
CONC	CONCRETE	MR	METAL ROOFING
CT	CERAMIC TILE	PC	PERFORATED METAL
CT	CERAMIC TILE	RF	RUBBER FLOORING
DN	DOWNPIPE	RAO	RAINWATER OUTLET
EXT	EXISTING	SC	STEEL COLUMN
FCG	FIBRE CEMENT FLOORING	SK	SKYLIGHT
FG	FIBRE GLASS	TD	TIMBER DOOR JOINERY
FR	FIBRE	TW	TIMBER WINDOW JOINERY
FW	FLOOR WASTE		

LEGEND

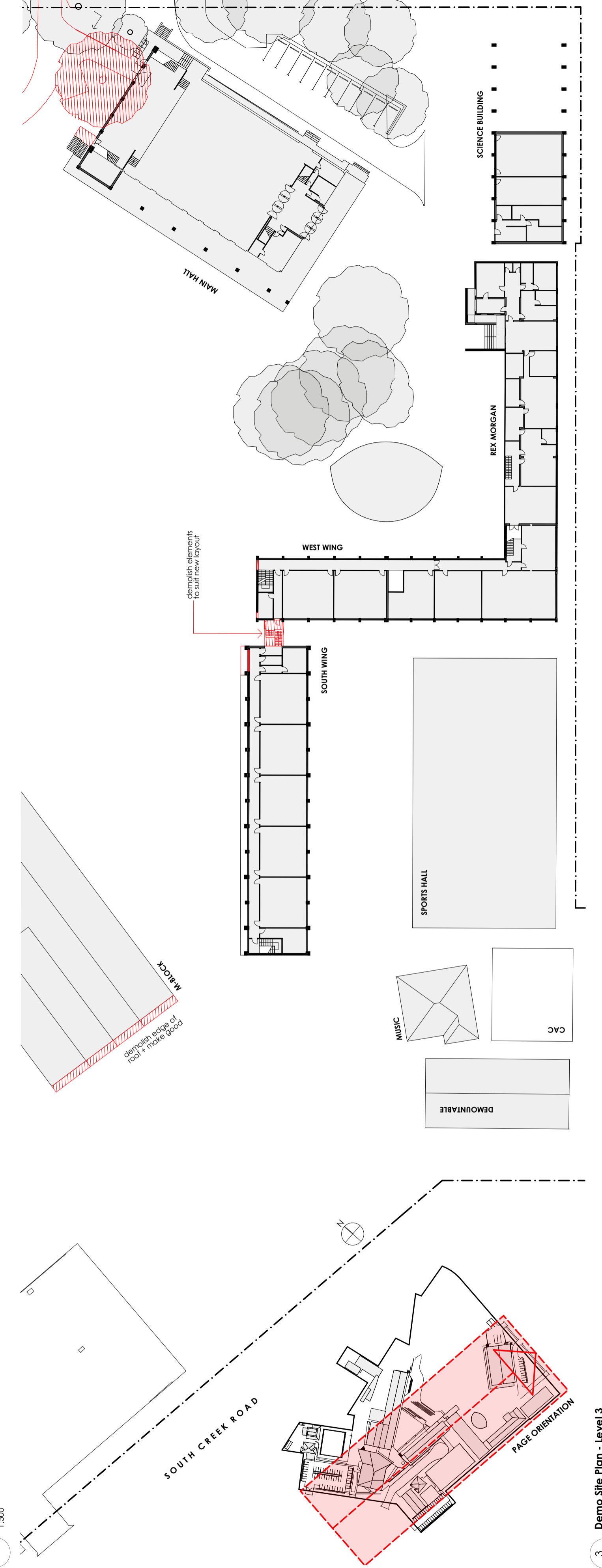
	EXISTING ELEMENTS TO BE RETAINED
	EXISTING ELEMENTS TO BE DEMOLISHED



ISSUE	DATE	REVISION
01	31/10/19	DA Issue


THIS PLAN IS TO BE READ IN CONJUNCTION WITH THE CONDITIONS OF DEVELOPMENT CONSENT
 DA2019/1274

DRAWN BY KH CHECKED BY KH
 IF ISSUE IS INITIALED AS CHECKED DRAWING CAN BE CONSIDERED APPROVED UNDER NMA QUALITY MANAGEMENT SYSTEM

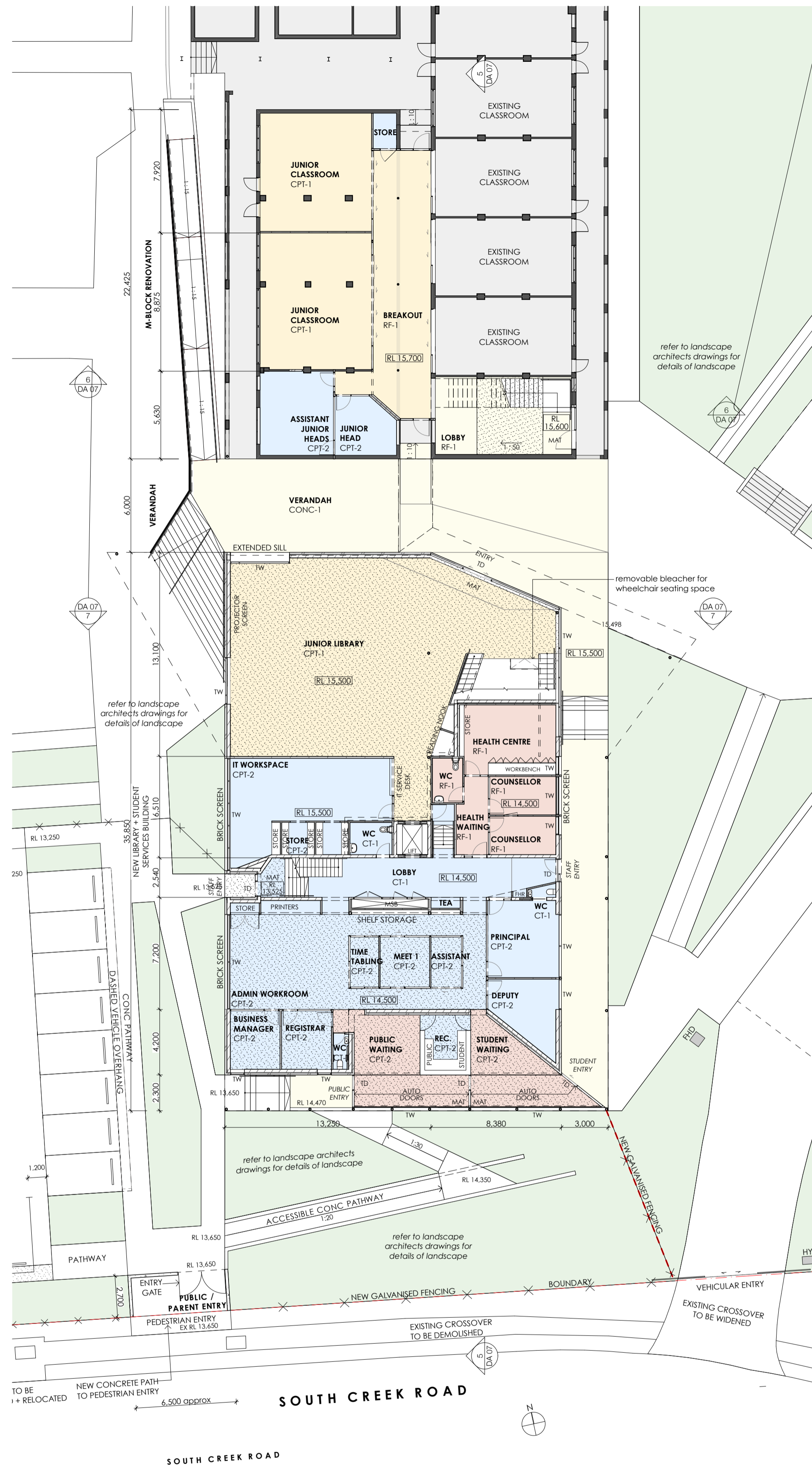


The Pitwater House Schools
 70 South Creek Rd, Collaroy NSW 2097

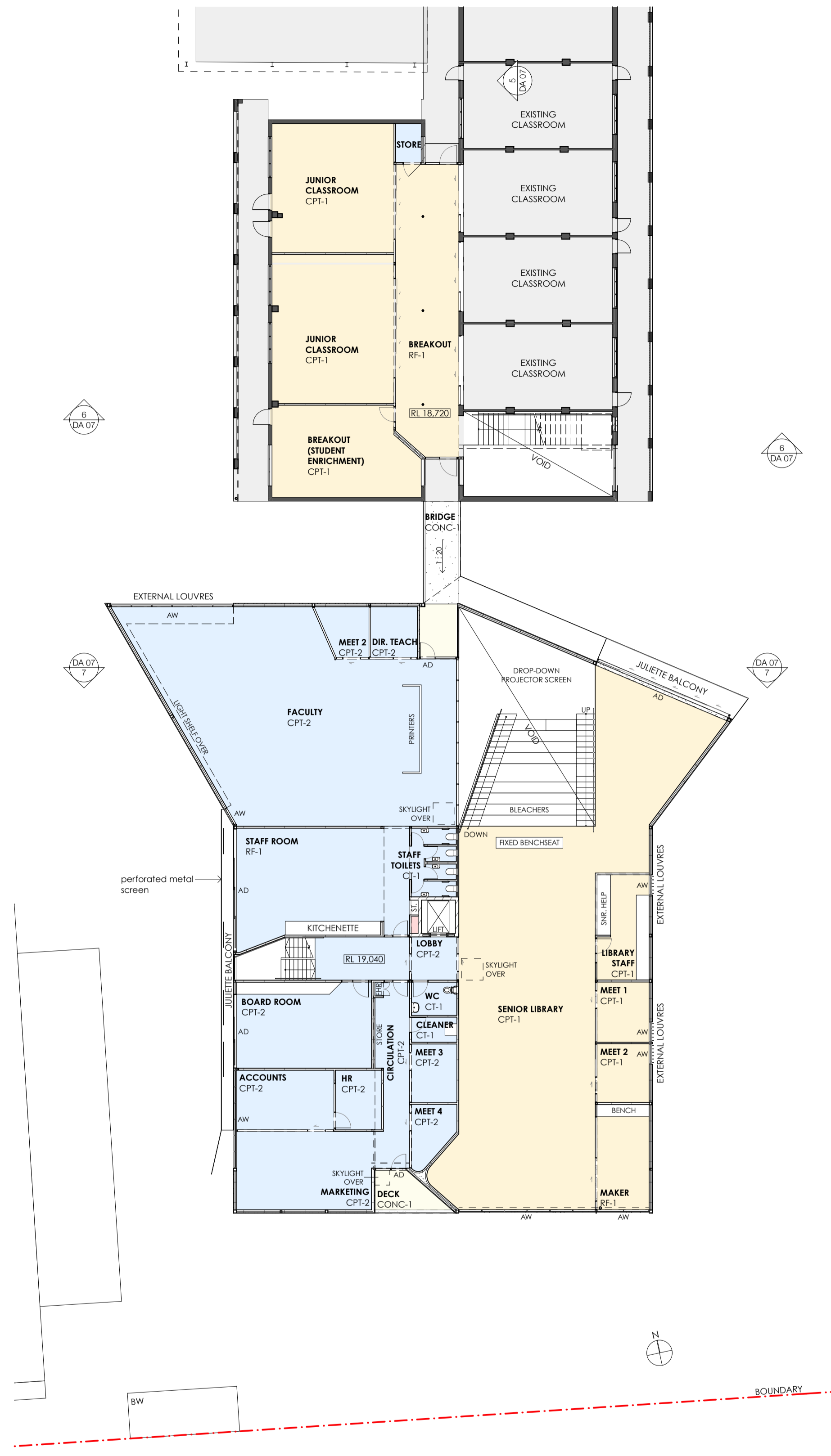
NO	REV	TITLE	PHASE	SCALE	DATE
DA 05	01	DEMOLITION PLANS	DA	1:500, 1:200 @A1	11/5/20

NEESON MURCUTT + NEILLE
 NEESON MURCUTT ARCHITECTS PTY LTD
 L1 9 ROSLYN ST POTTS POINT 2011 T:8203 1870
 NOMINATED ARCHITECT: RACHEL NEESON No. 6692

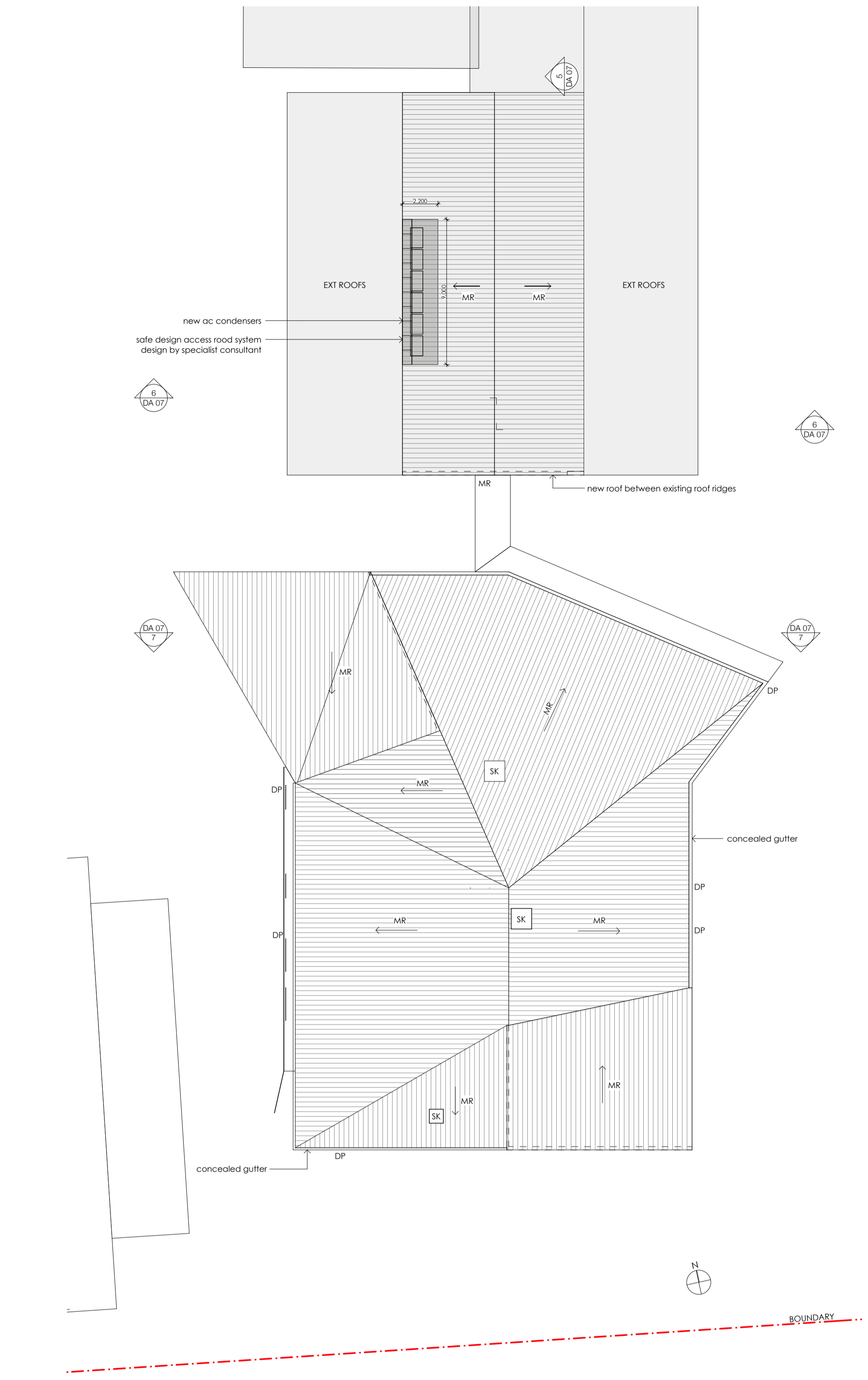
Copyright in all documents and drawings prepared by NEESON MURCUTT ARCHITECTS and in any works executed from those documents and drawings shall remain the property of, or on creation vest in NEESON MURCUTT ARCHITECTS, Pty Ltd



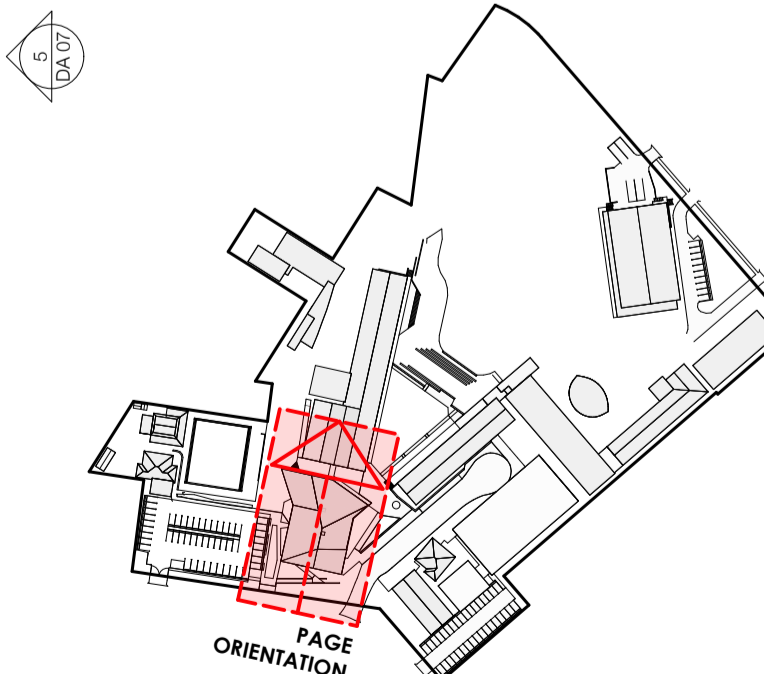
1 GA LEVEL 1
1:200



2 GA LEVEL 2
1:200



3 GA ROOF
1:200




LEGEND

AD	ALUMINIUM DOOR	FBG	GLAZED FACE BRICK
AW	ALUMINIUM WINDOW	FGS	GLAZED FACE BRICK SCREEN
BG	ROCK GUTTER	JG	JOINERY GUTTER
BR	BRICK	LD-1	EXTERNAL LOUVRES - RETRACTABLE
BS	STEEL BALUSTRADE	LD-2	EXTERNAL LOUVRES - FIXED, HORIZONTAL
BW	BLOCKWORK	MA	ENTRY MAT
BL	EXISTING FLOORING	MC	METAL CLADDING
CONC	CONCRETE	MR	METAL ROOFING
CPT	CARPET	PM	PERFORATED METAL
CT	CERAMIC TILE	RF	RUBBER FLOORING
DF	DOWNPIPE	RWO	RAINWATER OUTLET
EXT	EXISTING	SC	STEEL COLUMN
FG-1	FIBRE CEMENT FLOORING	SK	SKYLIGHT
FG	FIBRE GLASS	TD	TIMBER DOOR JOINERY
FR	FIBRO	TW	TIMBER WINDOW JOINERY
FW	FLOOR WASTE		

LEGEND

—	EXISTING ELEMENTS TO BE RETAINED
- - -	EXISTING ELEMENTS TO BE DEMOLISHED
—	ADMINISTRATION/STAFF
—	STUDENT LEARNING
—	STUDENT SERVICES
—	EXTERNAL + CIRCULATION

ISSUE	DATE	REVISION
01	31/10/19	DA Issue


THIS PLAN IS TO BE READ IN CONJUNCTION WITH THE CONDITIONS OF DEVELOPMENT CONSENT
 DA2019/1274

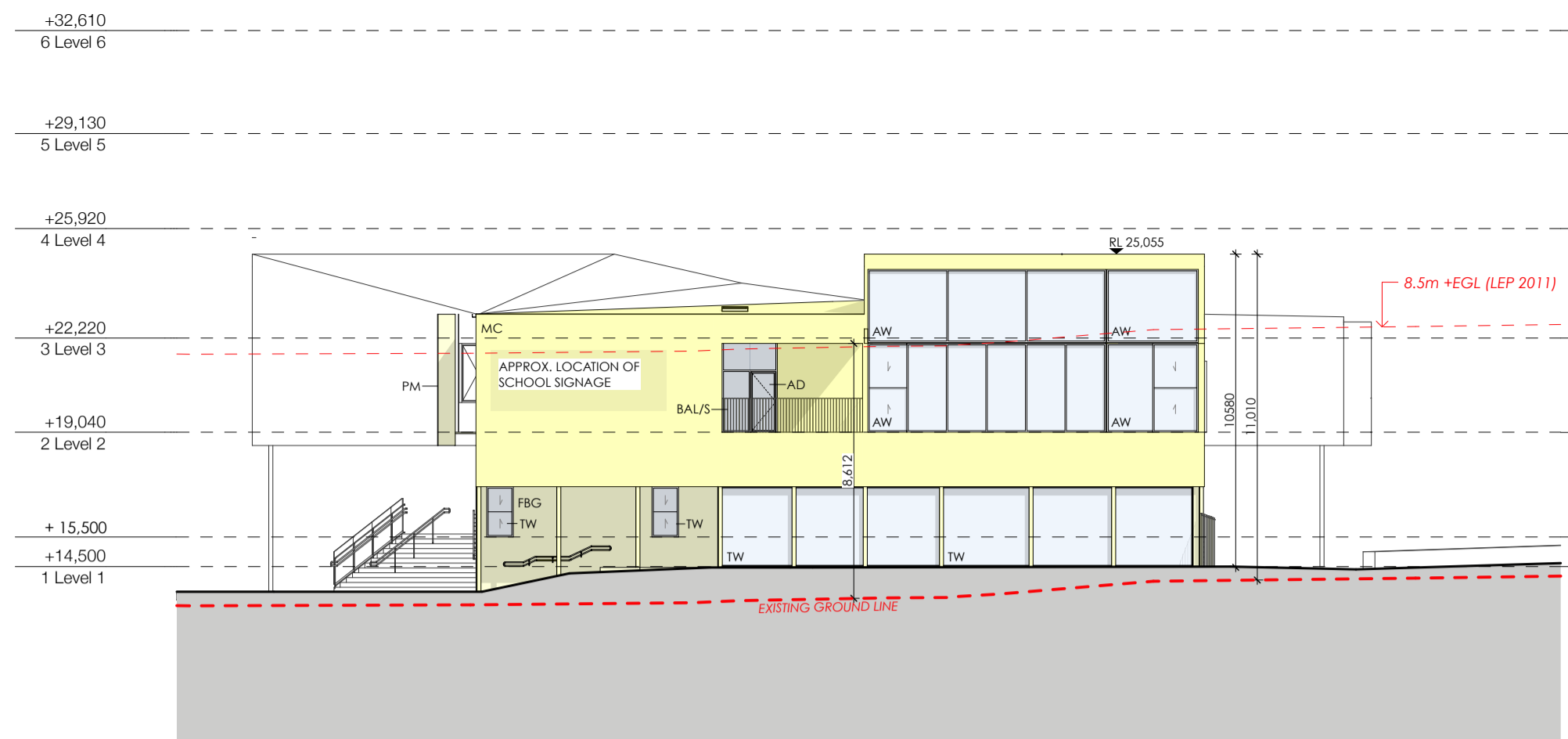
The Pittwater House Schools
70 South Creek Rd, Collaroy NSW 2097

NEESON MURCUTT + NEILLE
NEESON MURCUTT ARCHITECTS PTY LTD
L1 9 ROSLYN ST POTTS POINT 2011 T: 8203 1870
NOMINATED ARCHITECT: RACHEL NEESON No. 6692

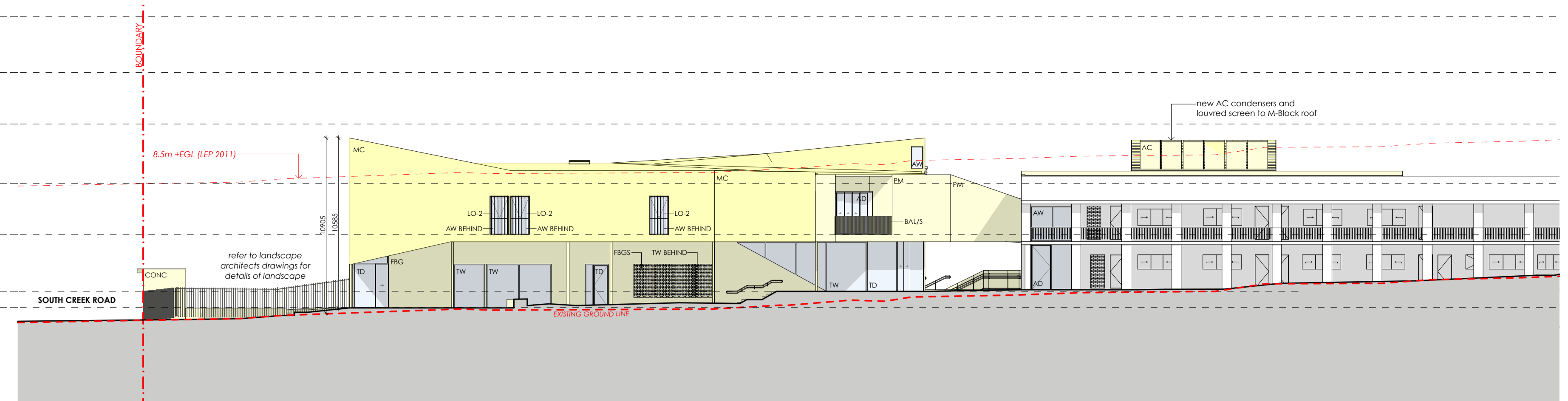
FOR The Pittwater House Schools				
NO	REV	TITLE	PHASE	SCALE
DA 06	01	LIBRARY + STUDENT SERVICES PLANS	DA	1:200 @A1
				DATE
				11/5/20

Copyright in all documents and drawings prepared by NEESON MURCUTT ARCHITECTS and in any works executed from those documents and drawings shall remain the property of, or on creation vest in NEESON MURCUTT ARCHITECTS, Pty Ltd

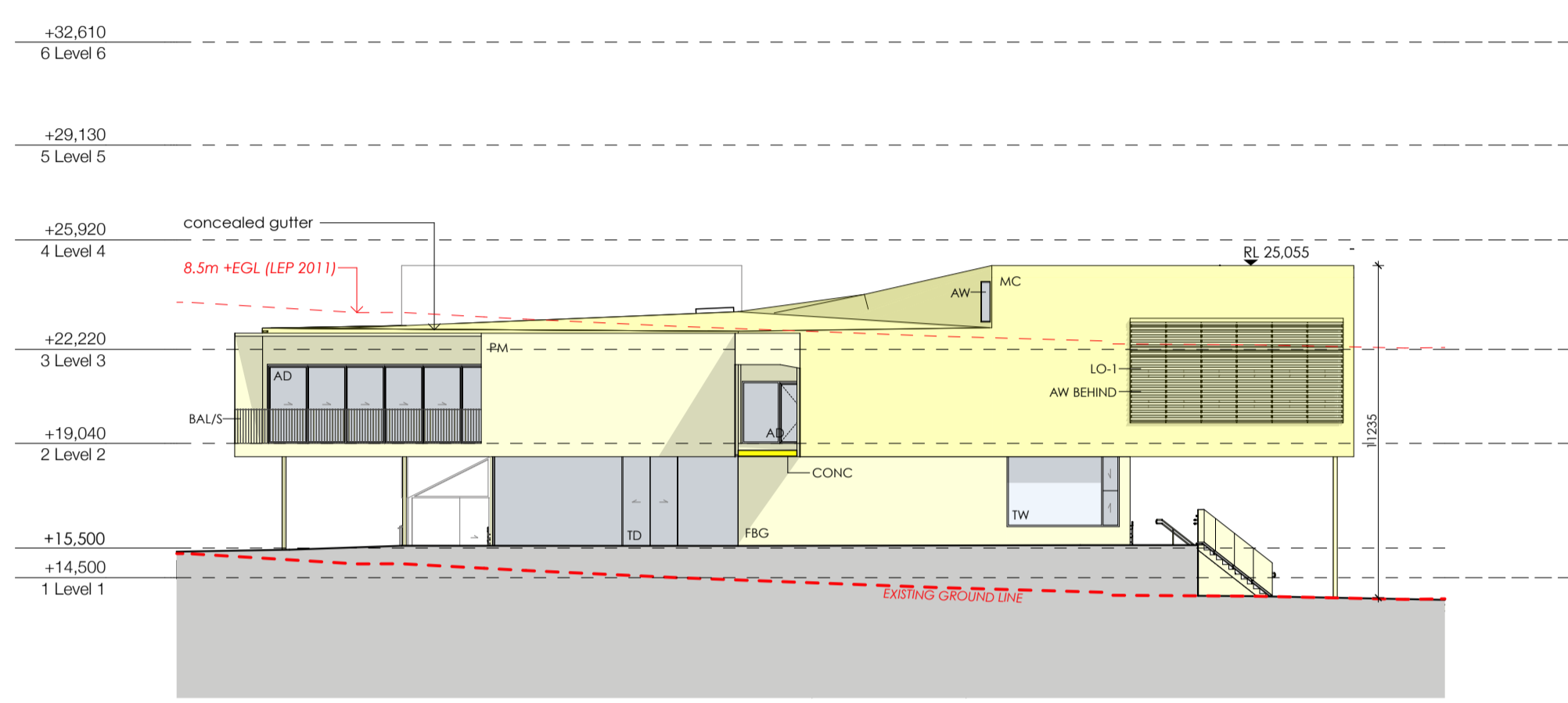
DRAWN BY KH **CHECKED BY KH**
IF ISSUE IS INITIALED AS CHECKED DRAWING CAN BE CONSIDERED APPROVED UNDER NMA QUALITY MANAGEMENT SYSTEM



2 SOUTH ELEVATION
1:200

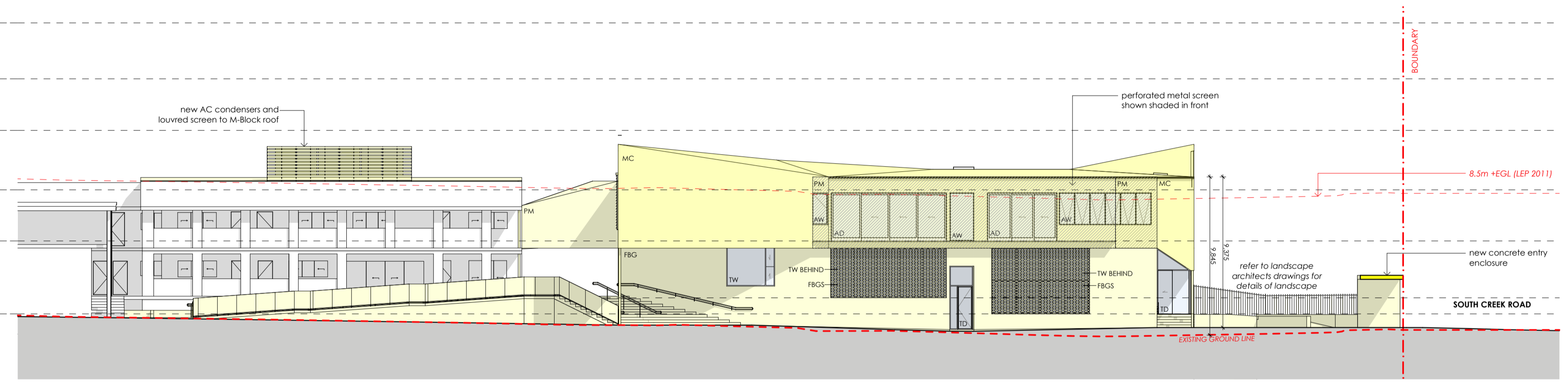


3 EAST ELEVATION
1:200

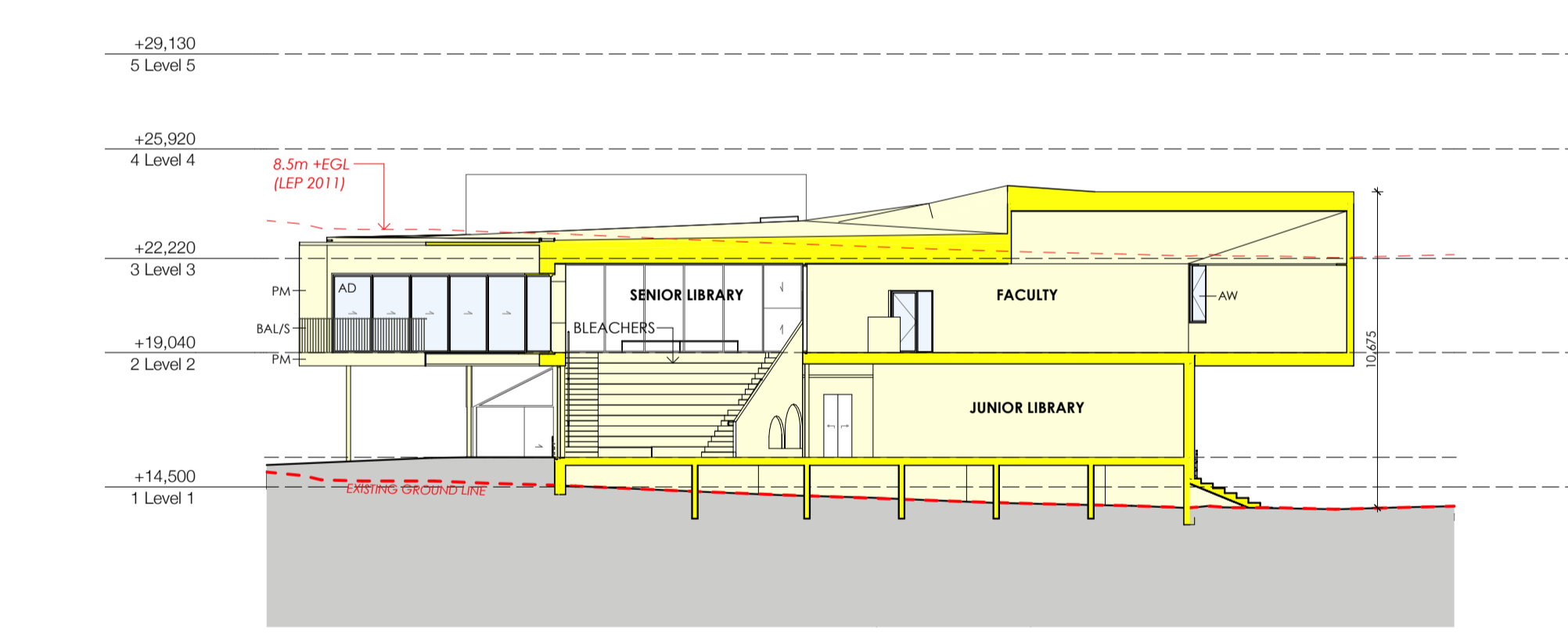


1 NORTH ELEVATION
1:200

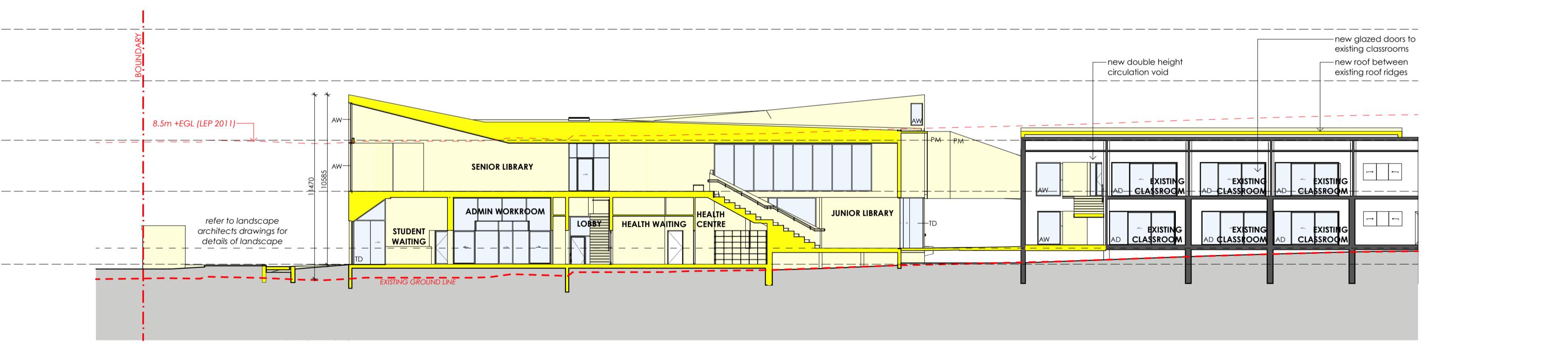
NOTE: VIEW CUTS SECTION THROUGH THE NEW WALKWAY CONNECTION FROM M-BLOCK TO NEW LIBRARY AND STUDENT SERVICES BUILDING



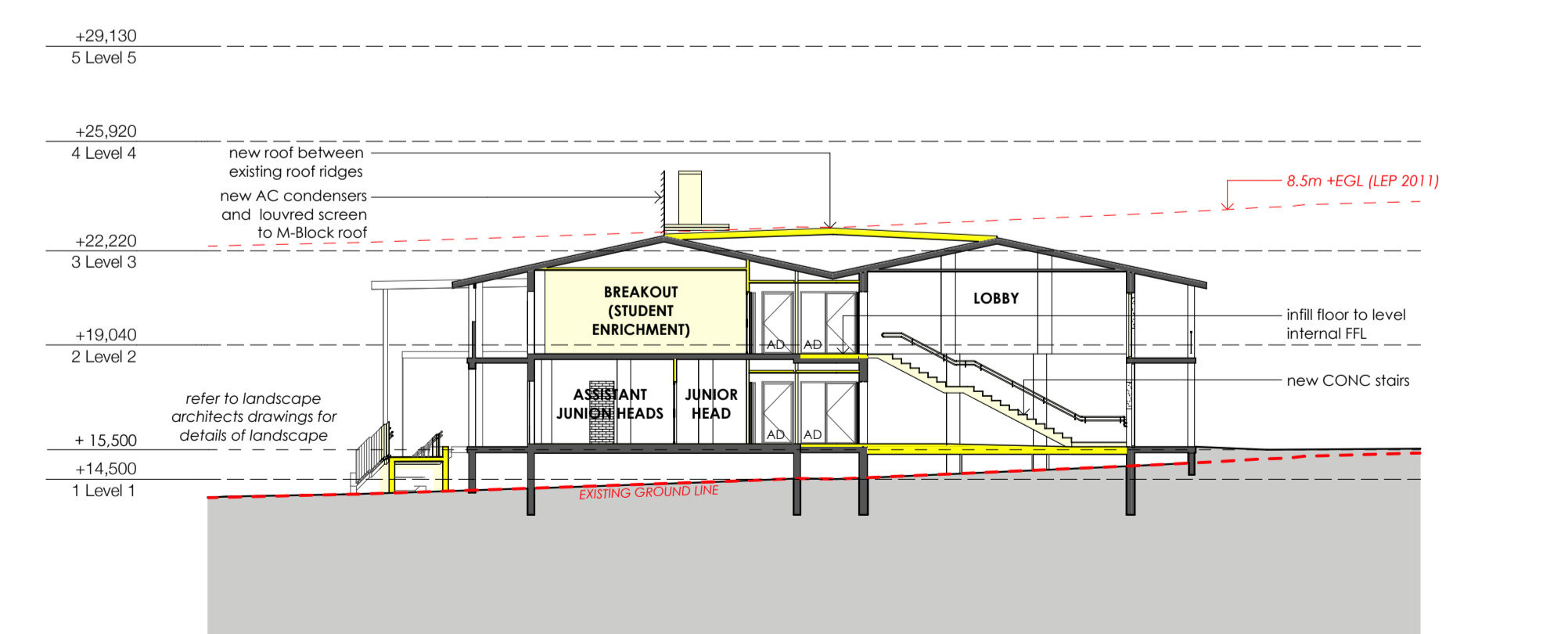
4 WEST ELEVATION
1:200




7 SECTION 1
1:200



5 SECTION 2
1:200




6 SECTION 3
1:200



10 VIEW FROM 74 SOUTH CREEK RD NEIGHBOUR VIEW FROM WINDOW - WEST
NOTE: WINDOW IDENTIFIED THROUGH SURVEY PREPARED BY C.M.S. SURVEYOR. EYE HEIGHT ASSUMED APPROX. 600mm ABOVE WINDOW SILL. REFER ACOUSTIC ENGINEER FOR FENCE SPECIFICATION



8 SOUTH CREEK RD - STREET VIEW - WEST



9 SOUTH CREEK RD - STREET VIEW - EAST

NOTE: TREES REMOVED AND LANDSCAPE SIMPLIFIED FOR CLARITY. REFER TO LANDSCAPE ARCHITECTS DRAWINGS FOR LAYOUT, SPECIFICATION AND DETAIL

LEGEND	
AD	ALUMINIUM DOOR
AW	ALUMINIUM WINDOW
BG	ROCK GUTTER
BR	BRICK
BALS	STEEL BALUSTRADE
BW	BLOCKWORK
EXFL	EXISTING FLOORING
CONC	CONCRETE
CPT	CARPET
CT	CERAMIC TILE
DN	DOWNPIPE
EXT	EXISTING
FCG	FIBRE CEMENT FLOORING
FG	FIBRE GLASS
FR	FIBRO
FW	FLOOR WASTE
FBG	GLAZED FACE BRICK
FBGS	GLAZED FACE BRICK SCREEN
JG	JOINERY UNIT
LO-1	EXTERNAL LOUVRES - RETRACTABLE
LO-2	EXTERNAL LOUVRES - FIXED, HORIZONTAL
LO-3	EXTERNAL LOUVRES - FIXED, VERTICAL
LO-4	EXTERNAL LOUVRES - FIXED, HORIZONTAL
LO-5	EXTERNAL LOUVRES - FIXED, VERTICAL
LO-6	EXTERNAL LOUVRES - FIXED, HORIZONTAL
LO-7	EXTERNAL LOUVRES - FIXED, VERTICAL
LO-8	EXTERNAL LOUVRES - FIXED, HORIZONTAL
LO-9	EXTERNAL LOUVRES - FIXED, VERTICAL
LO-10	EXTERNAL LOUVRES - FIXED, HORIZONTAL
LO-11	EXTERNAL LOUVRES - FIXED, VERTICAL
LO-12	EXTERNAL LOUVRES - FIXED, HORIZONTAL
LO-13	EXTERNAL LOUVRES - FIXED, VERTICAL
LO-14	EXTERNAL LOUVRES - FIXED, HORIZONTAL
LO-15	EXTERNAL LOUVRES - FIXED, VERTICAL
LO-16	EXTERNAL LOUVRES - FIXED, HORIZONTAL
LO-17	EXTERNAL LOUVRES - FIXED, VERTICAL
LO-18	EXTERNAL LOUVRES - FIXED, HORIZONTAL
LO-19	EXTERNAL LOUVRES - FIXED, VERTICAL
LO-20	EXTERNAL LOUVRES - FIXED, HORIZONTAL
LO-21	EXTERNAL LOUVRES - FIXED, VERTICAL
LO-22	EXTERNAL LOUVRES - FIXED, HORIZONTAL
LO-23	EXTERNAL LOUVRES - FIXED, VERTICAL
LO-24	EXTERNAL LOUVRES - FIXED, HORIZONTAL
LO-25	EXTERNAL LOUVRES - FIXED, VERTICAL
LO-26	EXTERNAL LOUVRES - FIXED, HORIZONTAL
LO-27	EXTERNAL LOUVRES - FIXED, VERTICAL
LO-28	EXTERNAL LOUVRES - FIXED, HORIZONTAL
LO-29	EXTERNAL LOUVRES - FIXED, VERTICAL
LO-30	EXTERNAL LOUVRES - FIXED, HORIZONTAL
LO-31	EXTERNAL LOUVRES - FIXED, VERTICAL
LO-32	EXTERNAL LOUVRES - FIXED, HORIZONTAL
LO-33	EXTERNAL LOUVRES - FIXED, VERTICAL
LO-34	EXTERNAL LOUVRES - FIXED, HORIZONTAL
LO-35	EXTERNAL LOUVRES - FIXED, VERTICAL
LO-36	EXTERNAL LOUVRES - FIXED, HORIZONTAL
LO-37	EXTERNAL LOUVRES - FIXED, VERTICAL
LO-38	EXTERNAL LOUVRES - FIXED, HORIZONTAL
LO-39	EXTERNAL LOUVRES - FIXED, VERTICAL
LO-40	EXTERNAL LOUVRES - FIXED, HORIZONTAL
LO-41	EXTERNAL LOUVRES - FIXED, VERTICAL
LO-42	EXTERNAL LOUVRES - FIXED, HORIZONTAL
LO-43	EXTERNAL LOUVRES - FIXED, VERTICAL
LO-44	EXTERNAL LOUVRES - FIXED, HORIZONTAL
LO-45	EXTERNAL LOUVRES - FIXED, VERTICAL
LO-46	EXTERNAL LOUVRES - FIXED, HORIZONTAL
LO-47	EXTERNAL LOUVRES - FIXED, VERTICAL
LO-48	EXTERNAL LOUVRES - FIXED, HORIZONTAL
LO-49	EXTERNAL LOUVRES - FIXED, VERTICAL
LO-50	EXTERNAL LOUVRES - FIXED, HORIZONTAL
LO-51	EXTERNAL LOUVRES - FIXED, VERTICAL
LO-52	EXTERNAL LOUVRES - FIXED, HORIZONTAL
LO-53	EXTERNAL LOUVRES - FIXED, VERTICAL
LO-54	EXTERNAL LOUVRES - FIXED, HORIZONTAL
LO-55	EXTERNAL LOUVRES - FIXED, VERTICAL
LO-56	EXTERNAL LOUVRES - FIXED, HORIZONTAL
LO-57	EXTERNAL LOUVRES - FIXED, VERTICAL
LO-58	EXTERNAL LOUVRES - FIXED, HORIZONTAL
LO-59	EXTERNAL LOUVRES - FIXED, VERTICAL
LO-60	EXTERNAL LOUVRES - FIXED, HORIZONTAL
LO-61	EXTERNAL LOUVRES - FIXED, VERTICAL
LO-62	EXTERNAL LOUVRES - FIXED, HORIZONTAL
LO-63	EXTERNAL LOUVRES - FIXED, VERTICAL
LO-64	EXTERNAL LOUVRES - FIXED, HORIZONTAL
LO-65	EXTERNAL LOUVRES - FIXED, VERTICAL
LO-66	EXTERNAL LOUVRES - FIXED, HORIZONTAL
LO-67	EXTERNAL LOUVRES - FIXED, VERTICAL
LO-68	EXTERNAL LOUVRES - FIXED, HORIZONTAL
LO-69	EXTERNAL LOUVRES - FIXED, VERTICAL
LO-70	EXTERNAL LOUVRES - FIXED, HORIZONTAL
LO-71	EXTERNAL LOUVRES - FIXED, VERTICAL
LO-72	EXTERNAL LOUVRES - FIXED, HORIZONTAL
LO-73	EXTERNAL LOUVRES - FIXED, VERTICAL
LO-74	EXTERNAL LOUVRES - FIXED, HORIZONTAL
LO-75	EXTERNAL LOUVRES - FIXED, VERTICAL
LO-76	EXTERNAL LOUVRES - FIXED, HORIZONTAL
LO-77	EXTERNAL LOUVRES - FIXED, VERTICAL
LO-78	EXTERNAL LOUVRES - FIXED, HORIZONTAL
LO-79	EXTERNAL LOUVRES - FIXED, VERTICAL
LO-80	EXTERNAL LOUVRES - FIXED, HORIZONTAL
LO-81	EXTERNAL LOUVRES - FIXED, VERTICAL
LO-82	EXTERNAL LOUVRES - FIXED, HORIZONTAL
LO-83	EXTERNAL LOUVRES - FIXED, VERTICAL
LO-84	EXTERNAL LOUVRES - FIXED, HORIZONTAL
LO-85	EXTERNAL LOUVRES - FIXED, VERTICAL
LO-86	EXTERNAL LOUVRES - FIXED, HORIZONTAL
LO-87	EXTERNAL LOUVRES - FIXED, VERTICAL
LO-88	EXTERNAL LOUVRES - FIXED, HORIZONTAL
LO-89	EXTERNAL LOUVRES - FIXED, VERTICAL
LO-90	EXTERNAL LOUVRES - FIXED, HORIZONTAL
LO-91	EXTERNAL LOUVRES - FIXED, VERTICAL
LO-92	EXTERNAL LOUVRES - FIXED, HORIZONTAL
LO-93	EXTERNAL LOUVRES - FIXED, VERTICAL
LO-94	EXTERNAL LOUVRES - FIXED, HORIZONTAL
LO-95	EXTERNAL LOUVRES - FIXED, VERTICAL
LO-96	EXTERNAL LOUVRES - FIXED, HORIZONTAL
LO-97	EXTERNAL LOUVRES - FIXED, VERTICAL
LO-98	EXTERNAL LOUVRES - FIXED, HORIZONTAL
LO-99	EXTERNAL LOUVRES - FIXED, VERTICAL
LO-100	EXTERNAL LOUVRES - FIXED, HORIZONTAL

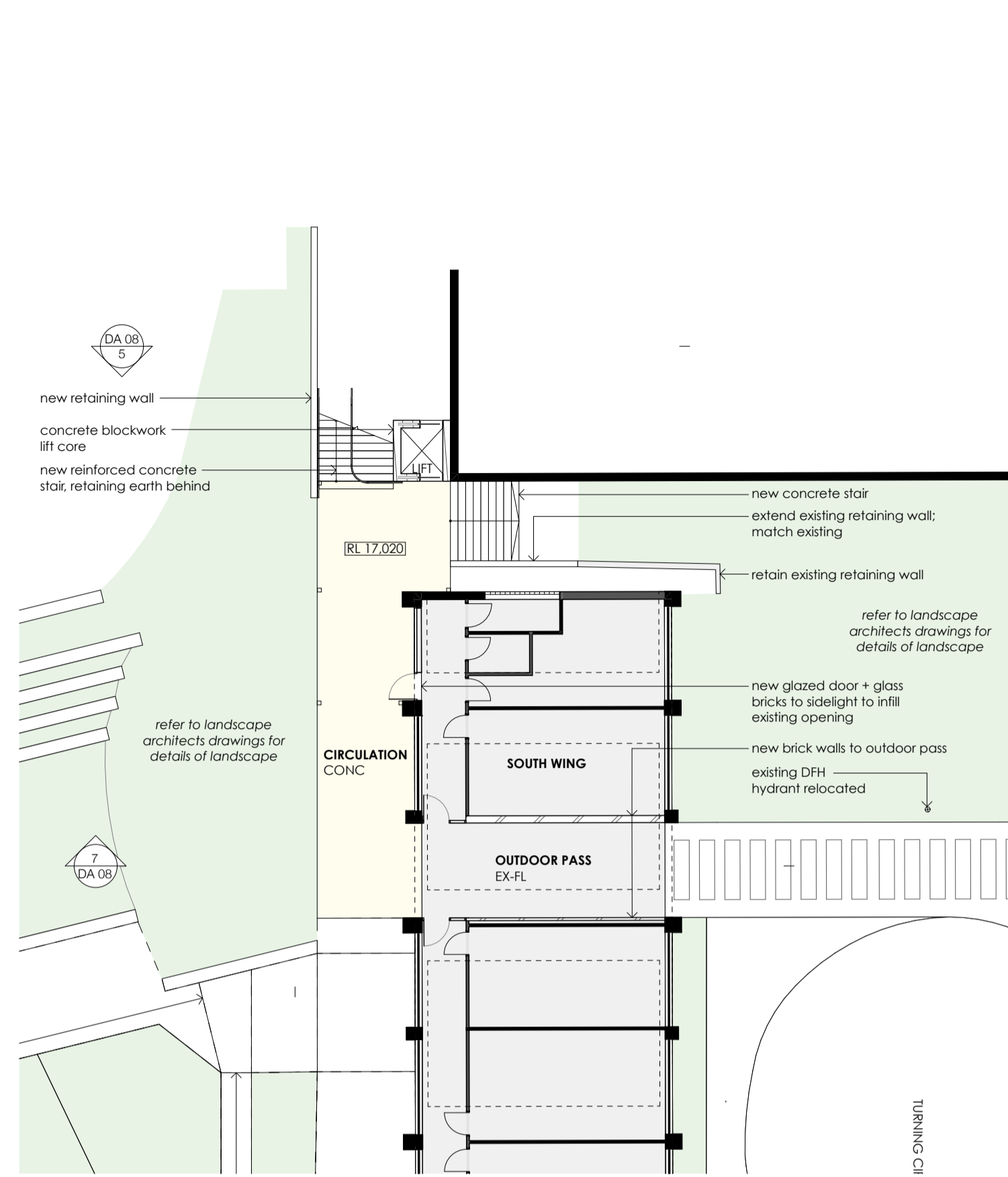
LEGEND	
—	EXISTING ELEMENTS TO BE RETAINED
- - -	EXISTING ELEMENTS TO BE DEMOLISHED
■	PROPOSED NEW WORKS

ISSUE	DATE	REVISION
01	31/10/19	DA Issue

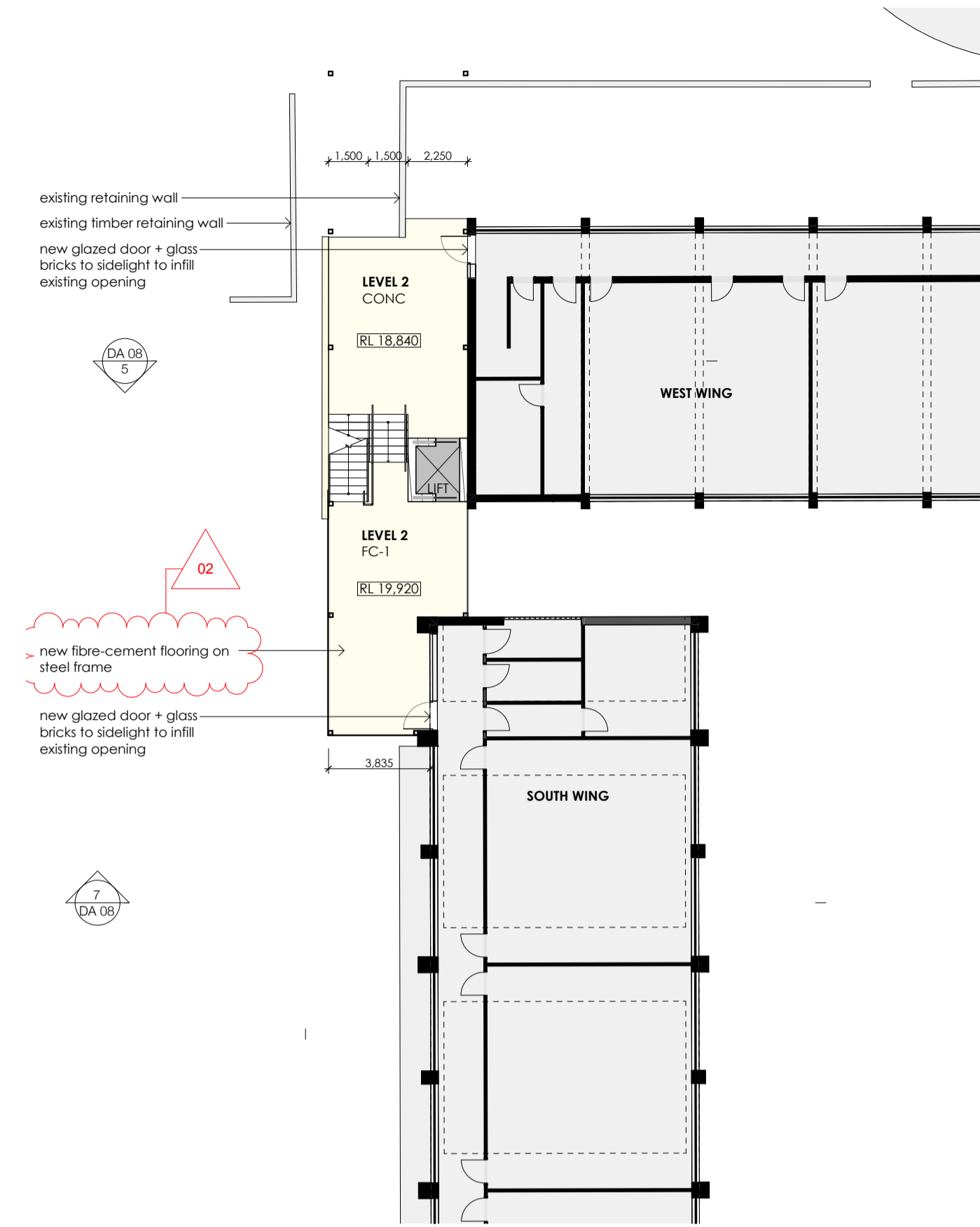


The Pittwater House Schools		NEESON MURCUTT + NEILLE			
70 South Creek Rd, Collaroy NSW 2097		NEESON MURCUTT ARCHITECTS PTY LTD L1 9 ROSLIN ST POTTS POINT 2011 T: 8203 1870 NOMINATED ARCHITECT: RACHEL NEESON No. 6692			
FOR The Pittwater House Schools					
NO	REV	TITLE	PHASE	SCALE	DATE
DA 07	01	LIBRARY + STUDENT SERVICES ELEVATIONS + SECTIONS	DA	1:200 @A1	11/5/20

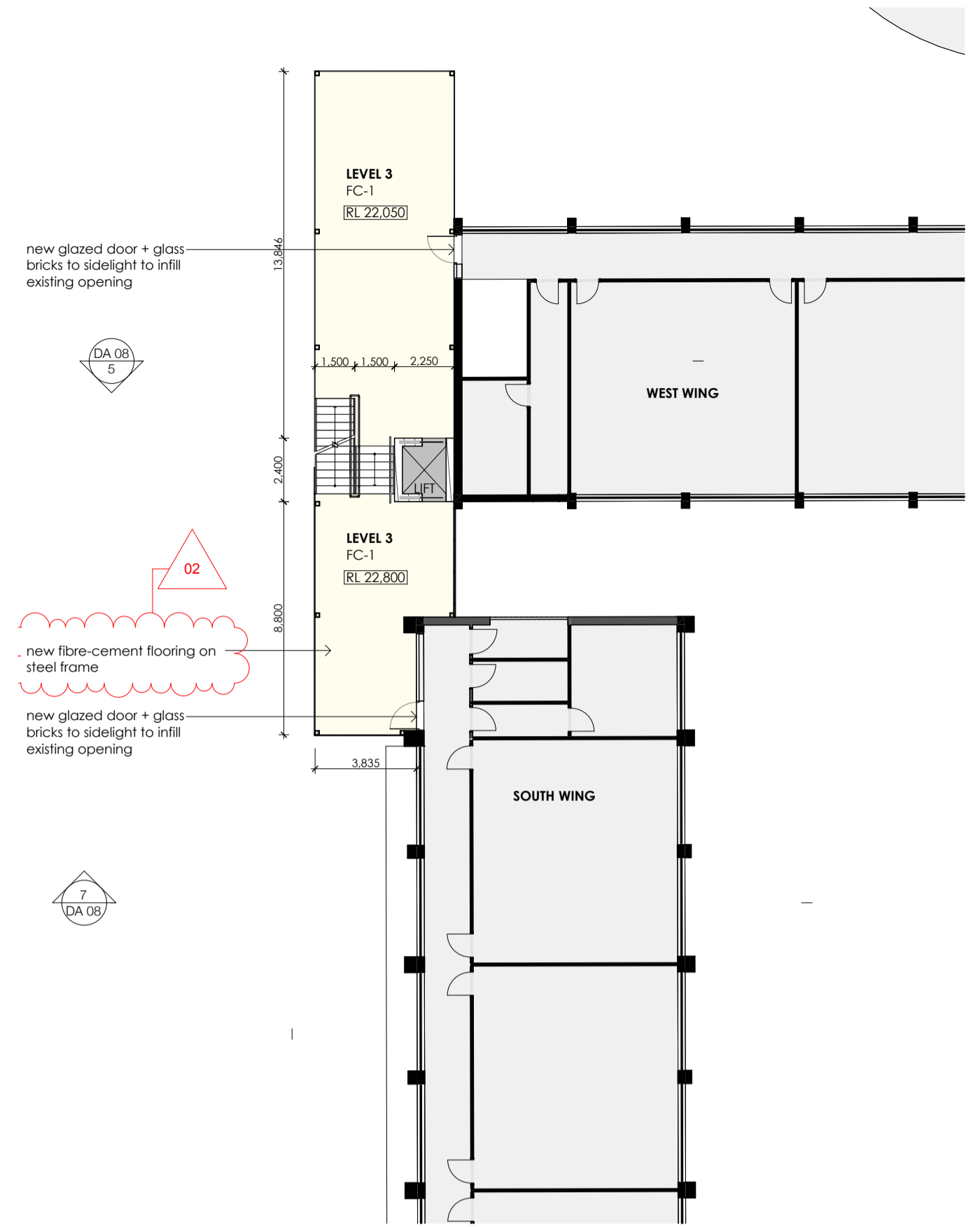
Copyright in all documents and drawings prepared by NEESON MURCUTT ARCHITECTS and in any works executed from those documents and drawings shall remain the property of, or on creation vest in NEESON MURCUTT ARCHITECTS, Pty Ltd



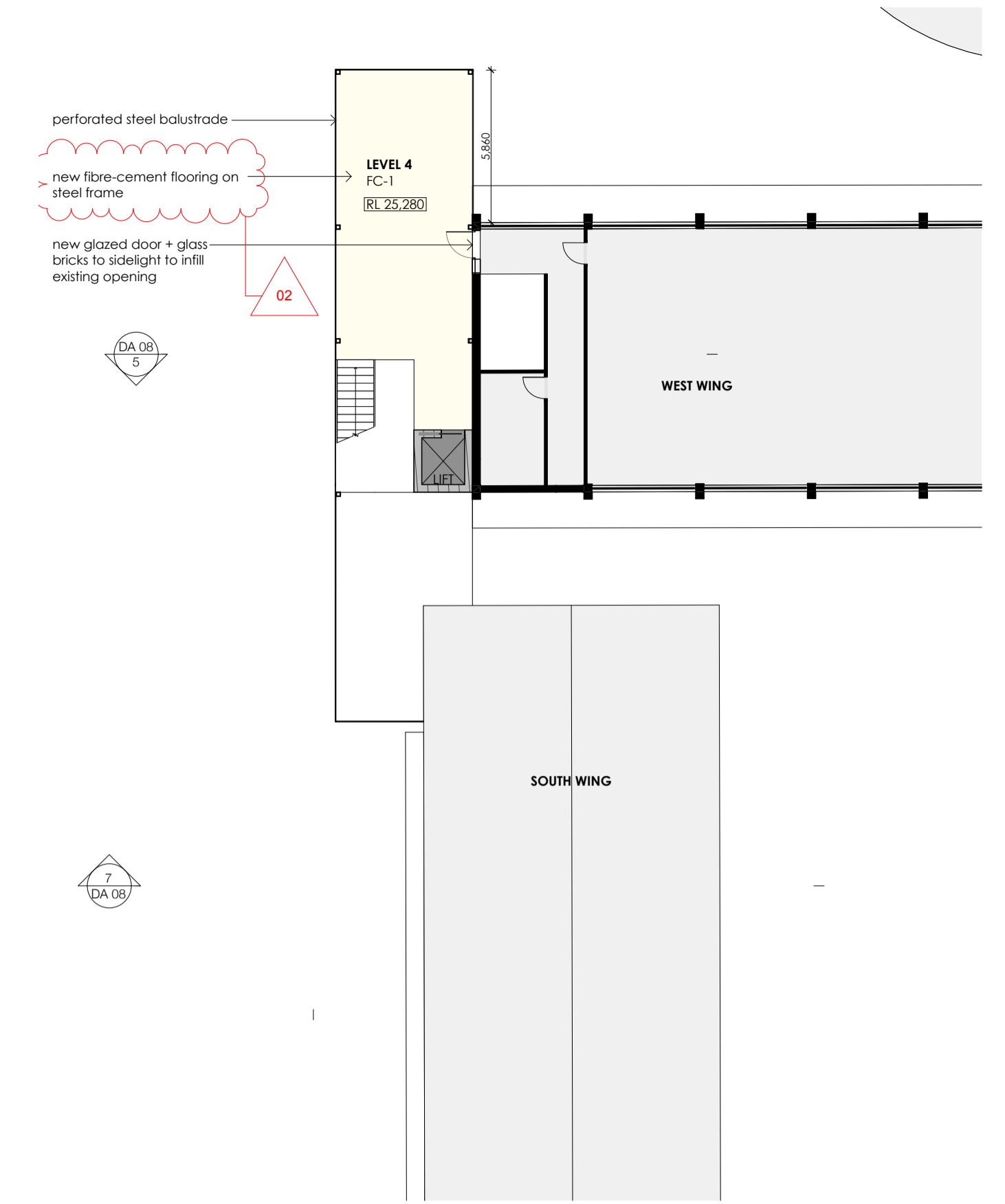
1 GA LEVEL 1
1:200



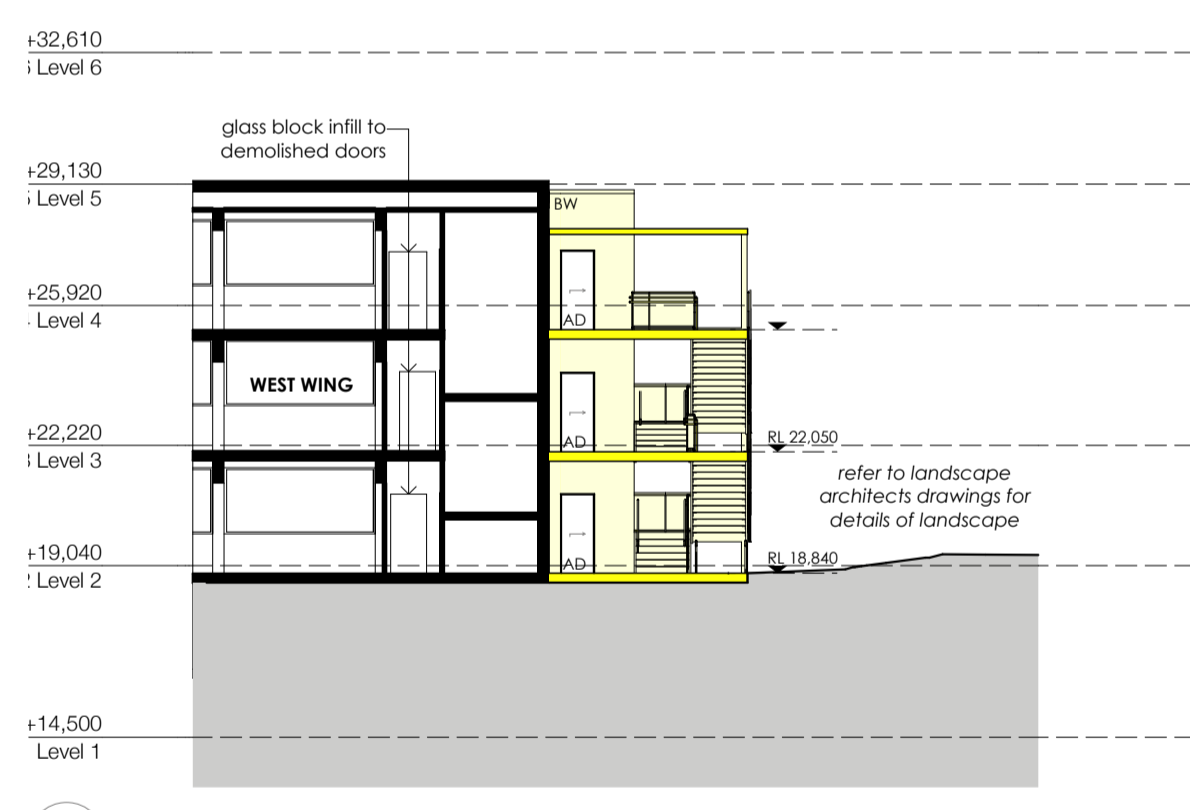
2 GA LEVEL 2
1:200



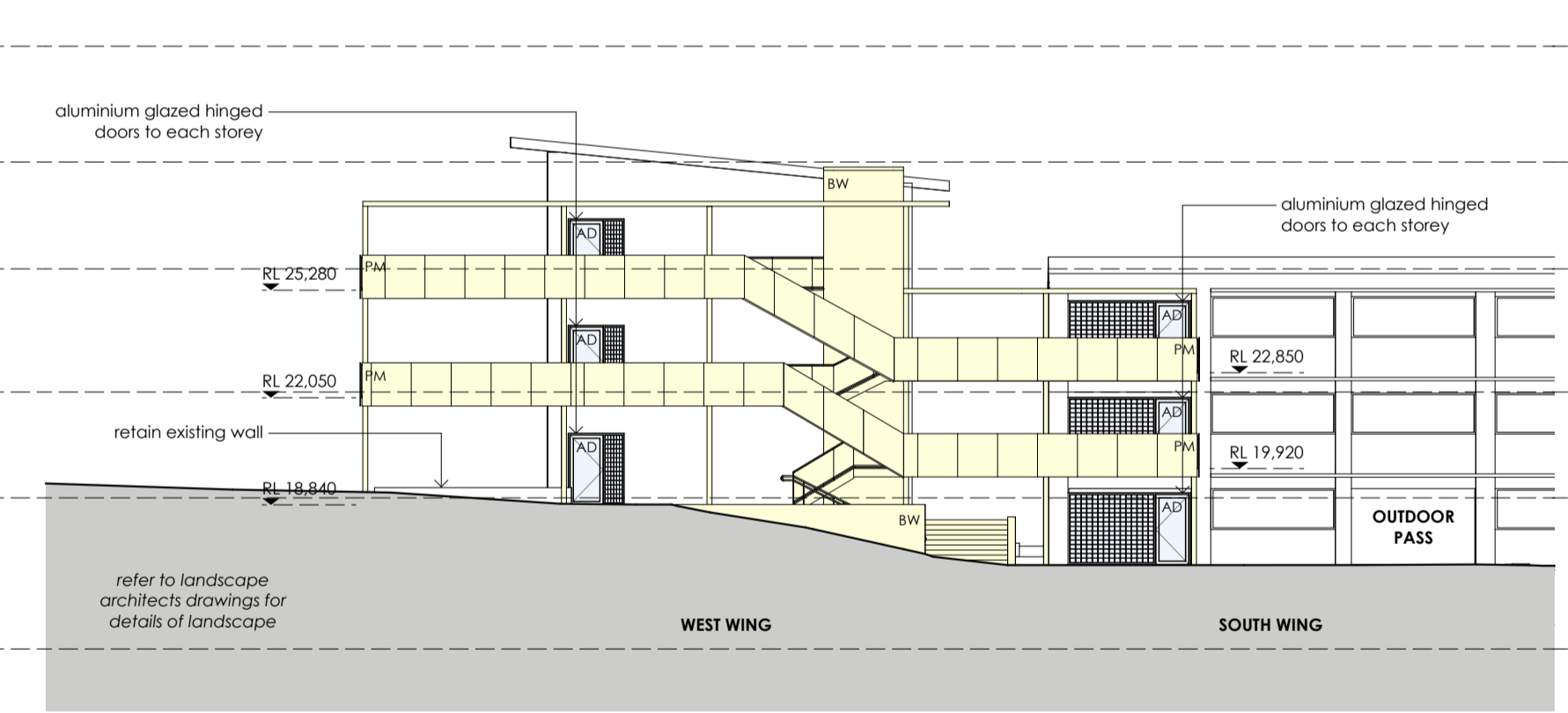
3 GA LEVEL 3
1:200



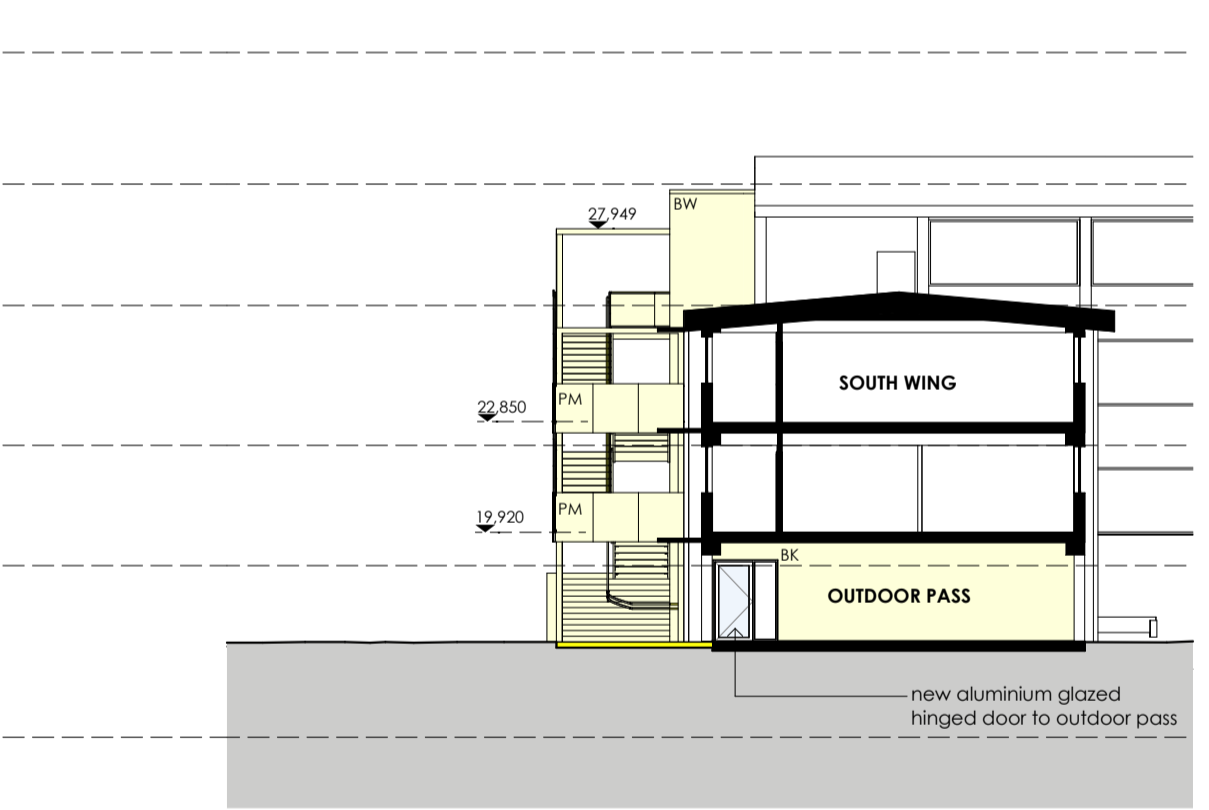
4 GA LEVEL 4
1:200



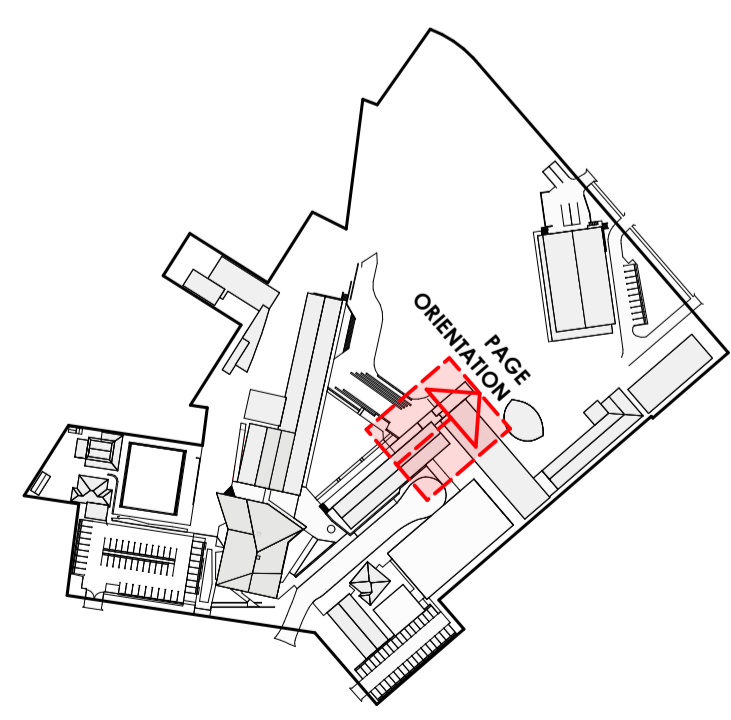
5 WEST WING SECTION
1:200



6 ELEVATION
1:200



7 SOUTH WING SECTION
1:200



LEGEND

AD	ALUMINIUM DOOR	FBG	GLAZED FACE BRICK
AW	ALUMINIUM WINDOW	FGS	GLAZED FACE BRICK SCREEN
BS	ROCK SITTER	JG	JOINERY UNIT
BR	BRICK	LD-1	EXTERNAL LOUVRES - RETRACTABLE
BSL	STEEL BALUSTRADE	LD-2	EXTERNAL LOUVRES - FIXED, HORIZONTAL
BW	BLOCKWORK	MA	ENTRY MAT
EX-FL	EXISTING FLOORING	MC	METAL CLADDING
CONC	CONCRETE	MR	METAL ROOFING
CP	CARPET	PM	PERFORATED METAL
CT	CERAMIC TILE	RF	RUBBER FLOORING
DP	DOWNPIPE	RWO	RAINWATER OUTLET
EXT	EXISTING	SC	STEEL COLUMN
FC-1	FIBRE CEMENT FLOORING	SK	SIDELIGHT
FG	FIBRE GLASS	TD	TIMBER DOOR JOINERY
FR	FLOOR	TW	TIMBER WINDOW JOINERY
FW	FLOOR WASTE		

LEGEND

—	EXISTING ELEMENTS TO BE RETAINED
- - -	EXISTING ELEMENTS TO BE DEMOLISHED
▭	PROPOSED NEW WORKS
▭	ADMINISTRATION/STAFF
▭	STUDENT LEARNING
▭	STUDENT SERVICES
▭	EXTERNAL + CIRCULATION

ISSUE	DATE	REVISION
01	31/10/19	DA Issue
02	5/2/20	DA Revision

THIS PLAN IS TO BE READ IN CONJUNCTION WITH THE CONDITIONS OF DEVELOPMENT CONSENT

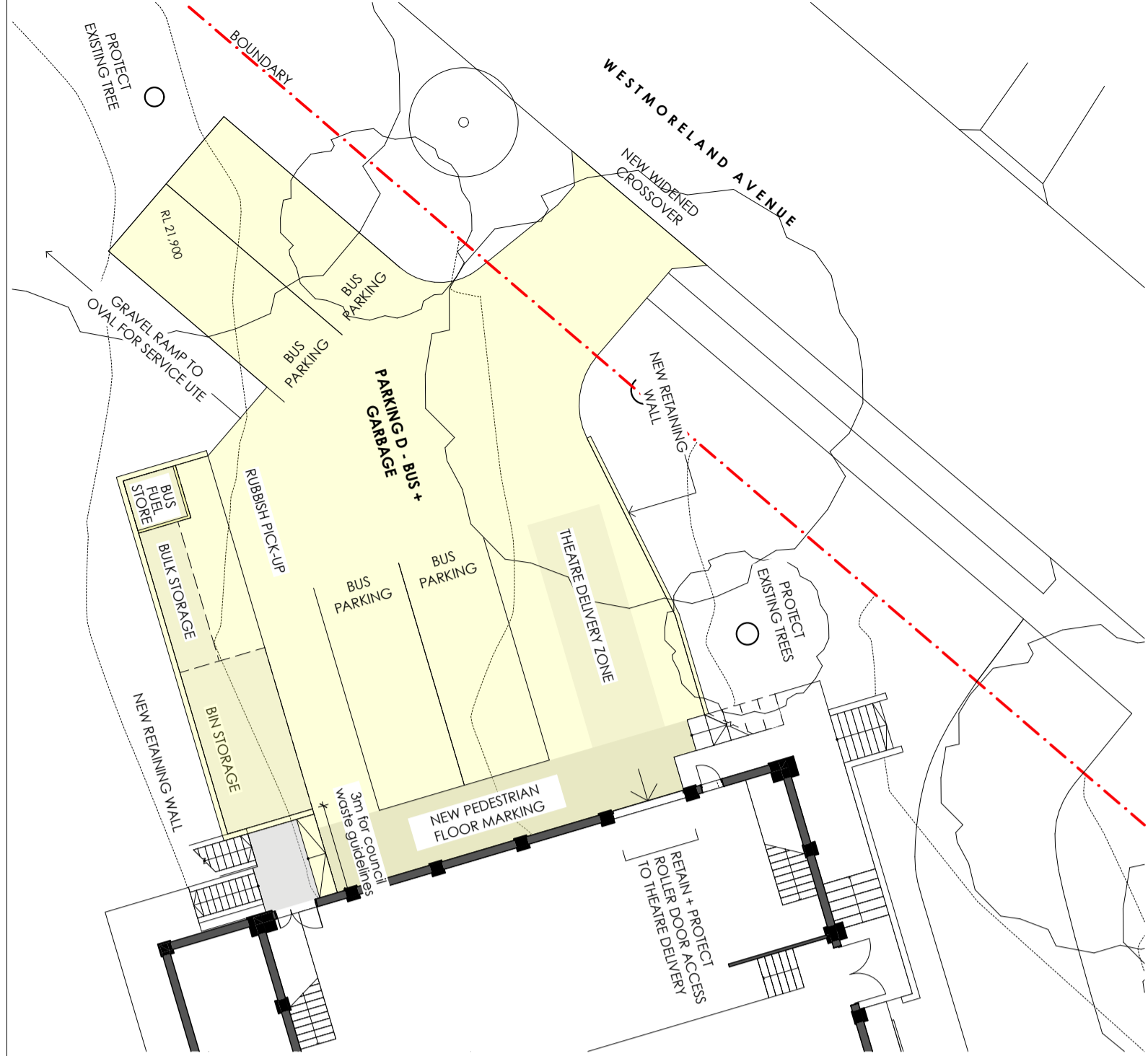
DA2019/1274

The Pittwater House Schools
70 South Creek Rd, Collaroy NSW 2097

NEESON MURCUTT + NELLE
NEESON MURCUTT ARCHITECTS PTY LTD
L1 9 ROSLYN ST POTTS POINT 2011 T: 8203 1870
NOMINATED ARCHITECT: RACHEL NEESON No. 6692

NO	REV	TITLE	PHASE	SCALE	DATE
DA 08	02	SOUTH + WEST WING UNIVERSAL CORE PLANS	DA	1:200 @A1	11/5/20

Copyright in all documents and drawings prepared by NEESON MURCUTT ARCHITECTS and in any works executed from those documents and drawings shall remain the property of, or on creation vest in NEESON MURCUTT ARCHITECTS, Pty Ltd

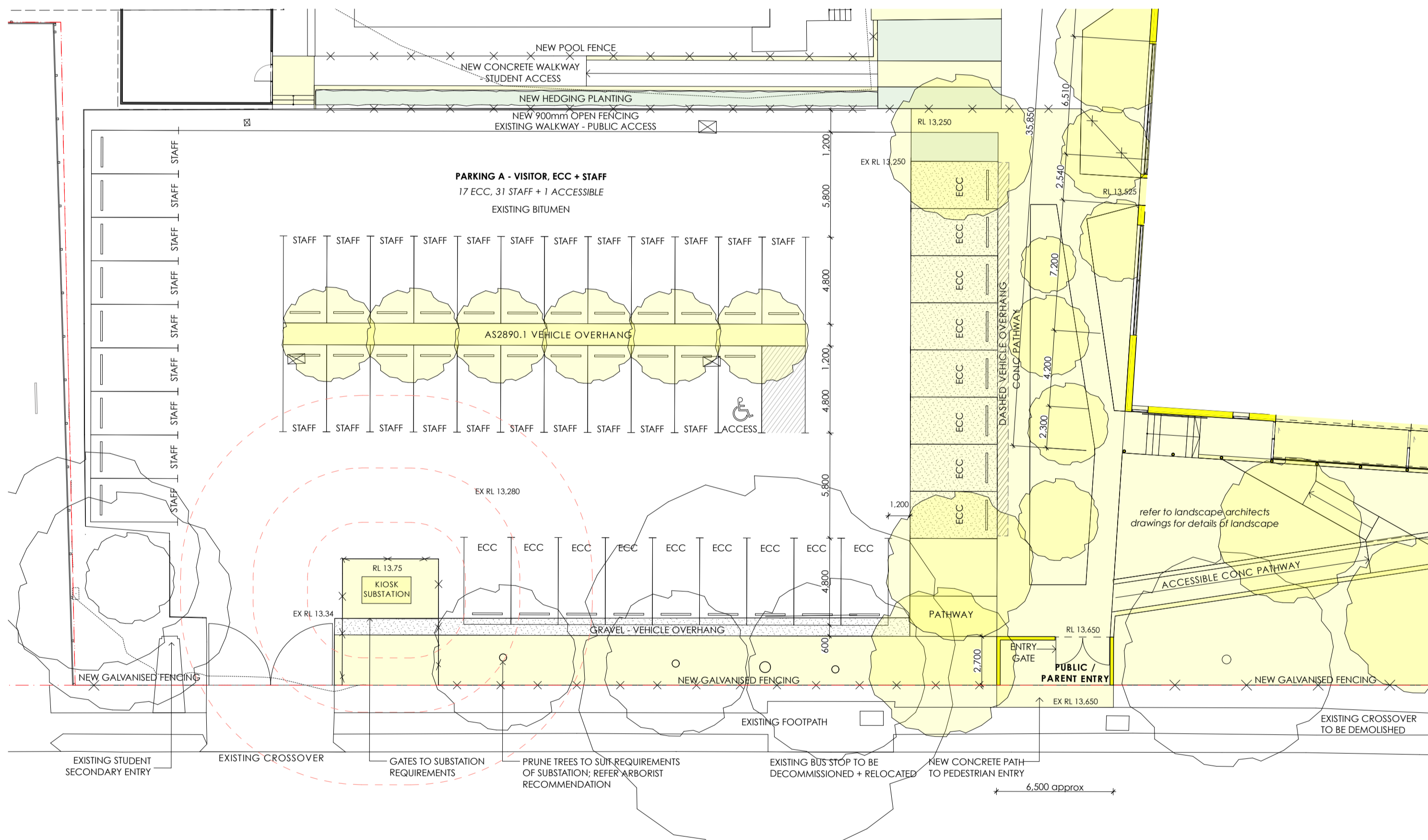


CARPARKING SUMMARY EXISTING			
Vehicle	Area	Stage	No.
BUS PARKING	PARKING B	To Be Demolished	4
			4
ECC	PARKING A	To Be Demolished	14
			14
STAFF	PARKING A	To Be Demolished	35
	PARKING C	Existing	10
	PARKING E	Existing	8
			53
			71

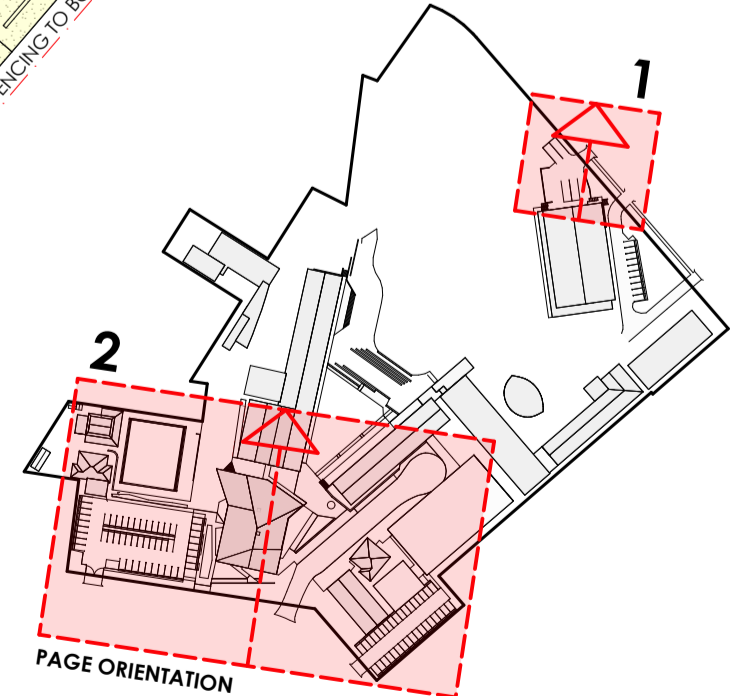
NOTE
PLEASE REFER TO TRAFFIC ENGINEER REPORT FOR DETAILS
OF TRAFFIC + PARKING PROPOSAL

CARPARKING SUMMARY PROPOSED			
Vehicle	Area	Stage	No.
ACCESS	PARKING A	New	1
			1
BUS PARKING	PARKING D	New	4
			4
ECC	PARKING A	New	17
			17
KISS + DROP	KISS + DROP	New	5
			5
STAFF	PARKING A	New	31
	PARKING B	New	21
	PARKING C	Existing	10
	PARKING E	Existing	8
			70
STAFF SMALL	PARKING B	New	12
			12
			109

1 PARKING D - BUS + GARBAGE
1:200



2 PARKING A, B + KISS & DROP ZONE
1:200



LEGEND	
AD	ALUMINIUM DOOR
AW	ALUMINIUM WINDOW
BS	BRICK
BSL	STEEL BALUSTRADE
BWL	BLOCKWORK
EXFL	EXISTING FLOORING
CONC	CONCRETE
CPT	CARPET
CT	CERAMIC TILE
DN	DOWNPIPE
EXT	EXISTING
FCG	FIBRE CEMENT FLOORING
FG	FIBRE GLASS
FR	FRODO
FW	FLOOR WASTE
FBG	GLAZED FACE BRICK SCREEN
JG	JOINTERY GUT
LD-1	EXTERNAL LOUVRES - RETRACTABLE
LD-2	EXTERNAL LOUVRES - FIXED, HORIZONTAL
ENT	ENTRY MAT
MC	METAL CLADDING
MR	METAL ROOFING
PERG	PERGOLATE METAL
RF	RUBBER FLOORING
RWD	RAINWATER OUTLET
SC	STEEL COLUMN
SL	SITING
TD	TIMBER DOOR JOINERY
TW	TIMBER WINDOW JOINERY

LEGEND	
[Grey Box]	EXISTING ELEMENTS TO BE RETAINED
[Red Dashed Line]	EXISTING ELEMENTS TO BE DEMOLISHED
[Yellow Box]	PROPOSED NEW WORKS

ISSUE	DATE	REVISION
01	31/10/19	DA Issue
02	11/5/20	DA Revision

THIS PLAN IS TO BE READ IN CONJUNCTION WITH THE CONDITIONS OF DEVELOPMENT CONSENT
DA2019/1274

The Pitwater House Schools
70 South Creek Rd, Collaroy NSW 2097


NEESON MURCUTT + NEILLE
NEESON MURCUTT ARCHITECTS PTY LTD
L1 9 ROSLIN ST POTTS POINT 2011 T: 8203 1870
NOMINATED ARCHITECT: RACHEL NEESON No. 6692

NO	REV	TITLE	PHASE	SCALE	DATE
DA 09	03	TRAFFIC	DA	1:200 @A1	11/5/20


Copyright in all documents and drawings prepared by NEESON MURCUTT ARCHITECTS and in any works executed from those documents and drawings shall remain the property of, or on creation vest in NEESON MURCUTT ARCHITECTS, Pty Ltd

EXISTING

M-BLOCK



Painted brick walls
Surfmist corrugated metal roof



PROPOSED

LIBRARY + STUDENT SERVICES BUILDING




MR
MC
Metal Deck Roofing / Claddin White



FBG
Face Glazed Brick

FBGS
Face Glazed Brick Screen




PM
Perforated Metal Screen
Powdercoat/ Paint finis



TD
TW
Timber Doors & Windows
Accoya, clear finis

Glazing
Clear



AD
AW
Aluminium Doors & Windows
Clear finished, anodise

Glazing
Clear



LO-1
External Louvres - Adjustable
Powdercoat White



LO-2
External Louvres - Fixed
Powdercoat White

EXISTING


SOUTH + WEST WING




Face brick walls
Painted concrete

PROPOSED


SOUTH + WEST WING UNIVERSAL CORE



Exposed Steel Frame Structure
Powdercoat/ Paint finis




FC-1
Fibre Cement Flooring



PM
Perforated Metal Screen Balustrade
Powdercoat/ Paint finis



BW
Blockwork
Render + Paint Finish



Concrete stairs

NOTE:
REFER TO LANDSCAPE ARCHITECTS DRAWINGS FOR LANDSCAPE MATERIALS AND FINISHES

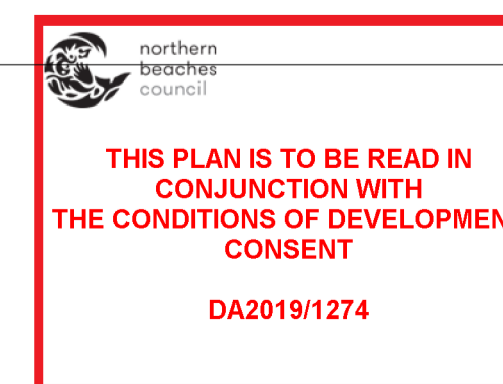
LEGEND

AD ALUMINIUM DOOR	FBG GLAZED FACE BRICK
AW ALUMINIUM WINDOW	FBGS GLAZED FACE BRICK SCREEN
BG ROCK GUTTER	JB JOINERY (SHE)
BR BRICK	LO-1 EXTERNAL LOUVRES - RETRACTABLE
BS STEEL BALUSTRADE	LO-2 EXTERNAL LOUVRES - FIXED, HORIZONTAL
BW BLOCKWORK	MA ENTRY MAT
EX/L EXISTING FLOORING	MC METAL CLADDING
CONC CONCRETE	MR METAL ROOFING
CT CARPET	PM PERFORATED METAL
CT CERAMIC TILE	RF RUBBER FLOORING
DN DOWNPIPE	RWO RAINWATER OUTLET
EXT EXISTING	SC STEEL COLUMN
FG-1 FIBRE CEMENT FLOORING	SK SKYLIGHT
FG FRIED GLASS	TD TIMBER DOOR JOINERY
FR FRISSOR	TW TIMBER WINDOW JOINERY
FW FLOOR WASTE	

LEGEND

EXISTING ELEMENTS TO BE RETAINED
EXISTING ELEMENTS TO BE DEMOLISHED

ISSUE	DATE	REVISION
01	31/10/19	DA Issue



DRAWN BY KH **CHECKED BY KH**
IF ISSUE IS INITIALED AS CHECKED DRAWING CAN BE CONSIDERED APPROVED UNDER NMA QUALITY MANAGEMENT SYSTEM

The Pittwater House Schools
70 South Creek Rd, Collaroy NSW 2097

NEESON MURCUTT + NELLE
NEESON MURCUTT ARCHITECTS PTY LTD
L1 9 ROSLIN ST POTTS POINT 2011 T: 8203 1870
NOMINATED ARCHITECT : RACHEL NEESON No. 6692

FOR The Pittwater House Schools				
NO	REV	TITLE	PHASE	SCALE
DA 11	01	SCHEDULE OF COLOURS AND MATERIALS	DA	@A1
				11/5/20

Copyright in all documents and drawings prepared by NEESON MURCUTT ARCHITECTS and in any works executed from those documents and drawings shall remain the property of, or on creation vest in NEESON MURCUTT ARCHITECTS, Pty Ltd ©

Pittwater House SCHOOLS

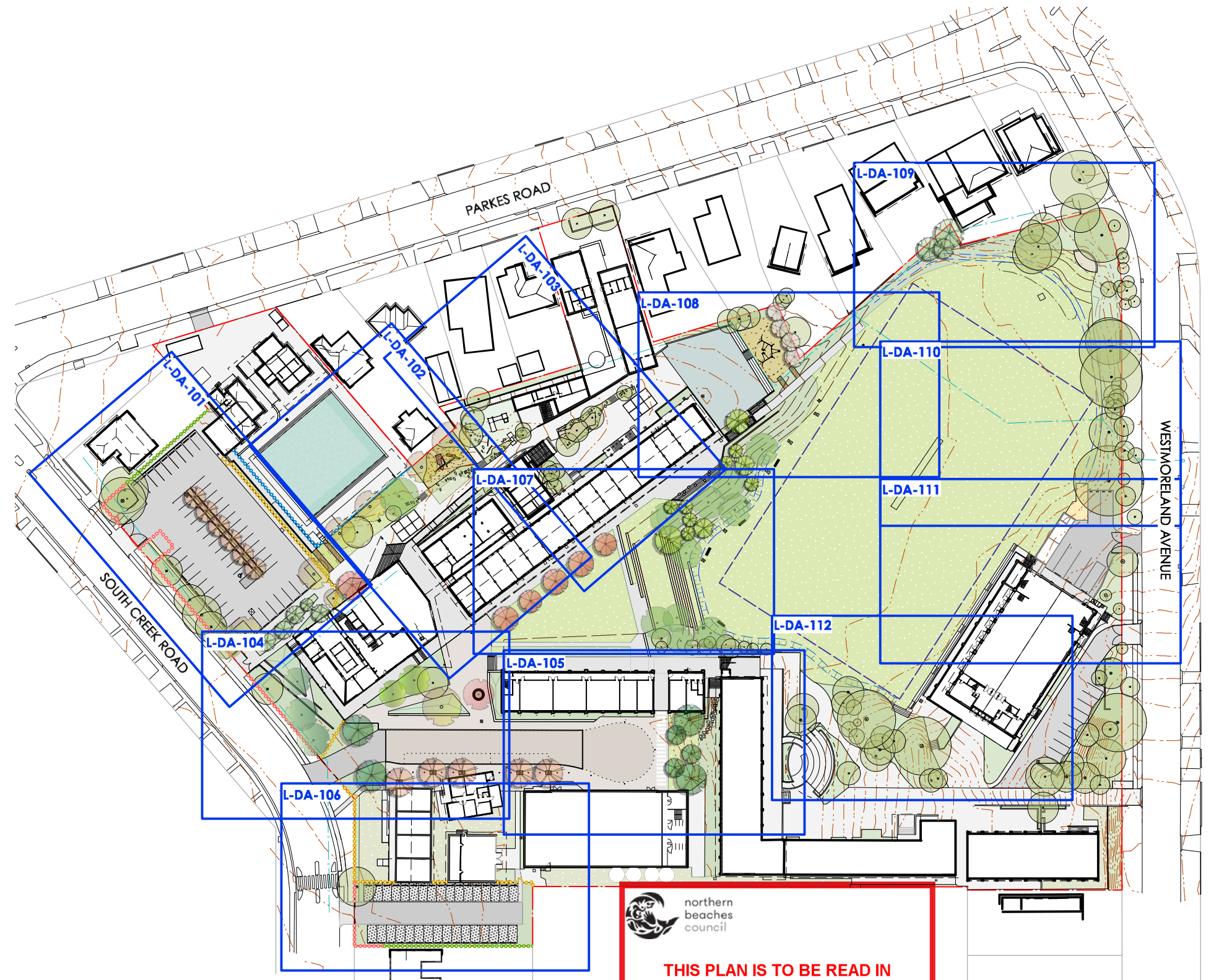
Development Application

LANDSCAPE

Prepared for Pittwater House by
Jane Irwin Landscape Architecture

DRAWING SHEETS:

- L-DA-000 COVERSHEET
- L-DA-001 LEGEND AND SCHEDULE
- L-DA-002 LEGEND AND PLANT SCHEDULE
- L-DA-003 LANDSCAPE MASTERPLAN
- L-DA-011 PRECEDENT 01
- L-DA-012 PRECEDENT 02
- L-DA-013 PRECEDENT 03
- L-DA-101 LANDSCAPE DETAIL PLAN 01
- L-DA-102 LANDSCAPE DETAIL PLAN 02
- L-DA-103 LANDSCAPE DETAIL PLAN 03
- L-DA-104 LANDSCAPE DETAIL PLAN 04
- L-DA-105 LANDSCAPE DETAIL PLAN 05
- L-DA-106 LANDSCAPE DETAIL PLAN 06
- L-DA-107 LANDSCAPE DETAIL PLAN 07
- L-DA-108 LANDSCAPE DETAIL PLAN 08
- L-DA-109 LANDSCAPE DETAIL PLAN 09
- L-DA-110 LANDSCAPE DETAIL PLAN 10
- L-DA-111 LANDSCAPE DETAIL PLAN 11
- L-DA-112 LANDSCAPE DETAIL PLAN 12
- L-DA-500 SECTION LOCATION PLAN
- L-DA-501 LANDSCAPE SECTIONS 01
- L-DA-502 LANDSCAPE SECTIONS / ELEVATION 02
- L-DA-503 LANDSCAPE SECTIONS / ELEVATION 03
- L-DA-504 LANDSCAPE SECTIONS 04
- L-DA-505 LANDSCAPE SECTIONS 05
- L-DA-506 LANDSCAPE SECTIONS 06
- L-DA-507 LANDSCAPE SECTIONS 07



 northern beaches council

THIS PLAN IS TO BE READ IN CONJUNCTION WITH THE CONDITIONS OF DEVELOPMENT CONSENT

DA2019/1274

NOT FOR CONSTRUCTION

- Dimension in millimetres. - Confirm all dimensions and levels on site prior to commencing work. - Use figured dimensions only. - Do not scale. - Comply with relevant authorities requirements, the Building Code of Australia and all relevant Australian Standards when executing works described in this drawing.			
A	ISSUED FOR DA	24/10/19	AH
Issue	Description	Date	By

LANDSCAPE ARCHITECT

jane irwin landscape architecture

Studio 203, Level 2, 61 Marlborough Street
Surry Hills NSW 2010
Telephone 61 2 9212 6957
Email info@jila.net.au
Web www.jila.net.au

jila

CLIENT

Neeson Murcutt Architects PTY LTD

PROJECT TITLE

Pittwater House Schools - Stage 1

70 South Creek Road, Collaroy NSW 2097

DRAWING TITLE

Coversheet

Scale @ A3
1:1200

Job No
190601

Drawing Status
Development Application

Drawing No
L-DA-000

Issue
A

LEGEND

REFERENCE	CODE	DESCRIPTION
GENERAL		
		SITE BOUNDARY
		EXISTING CONTOUR 18.5
		PROPOSED CONTOUR -17.50
		EXISTING SPOT LEVEL + RL 14.40
		PROPOSED SPOT LEVEL + 14.40
		EXISTING TREES RETAINED (Refer arborist report)
		EXISTING TREES TO BE REMOVED (Refer arborist report)
		DEMOLISH SURFACE
		OVAL BOUNDARY
		EXISTING POOL FENCE
		SWALE
		BERM AROUND OVAL 500-800mm above existing ground level, refer Hydraulic Engineer's drawing
		EXISTING PAVED SURFACE to be retained
		EXISTING BITUMEN SURFACE to be retained
		EXISTING GRAVEL SURFACE to be retained
		EXISTING DECKING to be retained
		EXISTING PLANTED AREA to be retained
		EXISTING DRY CREEK to be retained
		EXISTING NATURE SURFACE to be retained

REFERENCE	CODE	DESCRIPTION
GENERAL		
		SUBSTATION Refer Electrical Engineer's drawings
		NEW FIRE HYDRANT BOOSTER L:3500 x W:500mm, Refer Hydraulic Engineer's drawing
		NEW DUAL HEAD FIRE HYDRANT 700x700mm, Refer Hydraulic Engineer's drawing
WALLS, FENCES AND EDGES		
		WALL TYPE 1 - CONCRETE TERRACE/SEATING WALLS Precast concrete plain colour
		WALL TYPE 2 - SANDSTONE RETAINING WALL Using sandstone "landscape logs", quality grade 1
		FENCE TYPE 1 - METAL PALISADE FENCE 1200mm high metal palisade pool fence to A.S 1926.1-2012
		FENCE TYPE 2 - GALVANISED FENCE 1800mm high galvanised school fence
		FENCE TYPE 3 - GALVANISED PALISADE FENCE 1200mm high galvanised palisade school fence
		FENCE TYPE 4 - PALING FENCE 1800mm high noise barrier to comply with acoustic req.
		EDGE TYPE 1 - STEEL

REFERENCE	CODE	DESCRIPTION
CARPARK/SURFACE FINISHES		
		CARPARK SURFACE - BITUMEN
PAVING/SURFACE FINISHES		
		PAVING TYPE 1 - INSITU CONCRETE Broom finish, plain colour
		PAVING TYPE 2 - INSITU CONCRETE FLUSH KERB/EDGE Broom finish, plain colour
		PAVING TYPE 3 - POROUS PAVING (CARPARK) Grasscrete with gravel infill
		PAVING TYPE 4 - CONCRETE UNIT PAVER Pebblecrete PPX540:35D - 400x600x60mm
		PAVING TYPE 5 - CONCRETE UNIT PAVER (TRAFFICABLE) Pebblecrete PPX540:35D - 200x600x80mm

REFERENCE	CODE	DESCRIPTION
PAVING/SURFACE FINISHES		
		PAVING TYPE 6 - GRAVEL Recycled crushed sandstone
		PAVING TYPE 7 - MIXED USE COURT Synthetic surface with multiple lineworking for multi-funition play
		PAVING TYPE 8 - SYNTHETIC GRASS "Astroturf" or similar, natural green colour
		PAVING TYPE 9 - MULCH (PLAYGROUND) Cedar mulch to depths required for full zones
OTHER		
		HARDWOOD TIMBER DECKING bridges
		TIMBER BENCH SEAT
		WHEEL STOPS
		BOLLARD
		NATURE PLAY ITEMS



THIS PLAN IS TO BE READ IN CONJUNCTION WITH THE CONDITIONS OF DEVELOPMENT CONSENT

DA2019/1274

NOT FOR CONSTRUCTION

- Dimension in millimetres.
- Confirm all dimensions and levels on site prior to commencing work.
- Use figured dimensions only.
- Do not scale.
- Comply with relevant authorities requirements, the Building Code of Australia and all relevant Australian Standards when executing works described in this drawing.

LANDSCAPE ARCHITECT
jane irwin landscape architecture
Studio 203, Level 2, 61 Marlborough Street
Surry Hills NSW 2010
Telephone **61 2 9212 6957**
Email info@jila.net.au
Web www.jila.net.au



CLIENT
Neeson Murcutt Architects PTY LTD

PROJECT TITLE
Pittwater House Schools - Stage 1
70 South Creek Road, Collaroy NSW 2097

DRAWING TITLE
Legend and Schedule

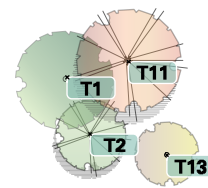
Scale @ A3
N/A
Job No
190601
Drawing Status
Development Application
Drawing No
L-DA-001
Issue
A

Copyright in all documents and drawings prepared by JILA and in any work executed from those documents and drawings shall remain the property of JILA or on creation vest in JILA.

LEGEND

REFERENCE CODE DESCRIPTION

PLANTING



PROPOSED TREES - VARIOUS
Refer plant schedule



TURF



SCREENING - TALL SHRUBS AND SMALL TREES
Refer plant schedule



LOW TO MEDIUM NATIVE SHRUBS
Refer plant schedule



GROUNDCOVER AND GRASSY MIX - BANK
Refer plant schedule



ENTRY GARDEN
Refer plant schedule



SWALE / DRY CREEK BEDS
Refer plant schedule

PRELIMINARY PLANT SCHEDULE

CODE	BOTANICAL NAME	COMMON NAME	MATURE HEIGHT (m)	LOCALLY OCCURRING
	Trees			
T1	<i>Angophora costata</i>	Rough Barked Apple	20+	x
T2	<i>Callicoma serratifolia</i>	Black Wattle	7-10	x
T3	<i>Calodendrum capense</i>	Cape Chestnut	10	
T4	<i>Corymbia citriodora</i>	Lemon Scented Gum	20+	
T5	<i>Corymbia maculata</i>	Spotted Gum	20+	x
T6	<i>Eucalyptus haemastoma</i>	Scribbly Gum	15	
T7	<i>Eucalyptus punctata</i>	Grey Gum	20+	x
T8	<i>Lagerstroemia indica</i> (Indian Summer range)	Crepe Myrtle	8-9	
T9	<i>Magnolia grandiflora</i>	Bull Bay Magnolia	25	
T10	<i>Melaleuca ericifolia</i>	Swamp Paperbark	8	x
T11	<i>Nyssa sylvatica</i>	Tupelo	11	
T12	<i>Sapium sebiferum</i>	Chinese Tallowood	8	
T13	<i>Tristaniopsis laurina</i>	Water Gum	12	x
	GD1 Screening - tall shrubs and small trees			
	<i>Acacia terminalis</i>	Sunshine Wattle	5-6	x
	<i>Banksia robur</i>	Swamp Banksia	3	x
	<i>Bursaria spinosa</i>	Austral Blackthorn	5-10	x
	<i>Ceratopetalum gummiferum</i>	NSW Christmas Bush	3-5	x
	<i>Dodonaea viscosa subsp. cuneata</i>	Hop Bush	3	x
	<i>Persoonia levis</i>	Broad Leaved Geebung	4-5	x
	GD2 Low to medium native shrubs			
	<i>Banksia spinulosa</i>	Hairpin Banksia	1-3	x
	<i>Grevillea buxifolia</i>	Grey Spider Flower	1-2.5	x
	<i>Grevillea sericea</i>	Pink Spider Flower	1-2	x
	<i>Lomatia myricoides</i>	River Lomatia	2.5	x
	<i>Melaleuca thymifolia</i>	Thyme Honey Myrtle	1.2	x
	<i>Philothea myoporoides</i>	Long Leaf Waxflower	1.5-2	
	<i>Prostanthera denticulata</i>	Rough Mint Bush	1	x
	GD3 Groundcover and grassy mix - banks			
	<i>Banksia 'Pygmy Possum'</i>	Dwarf Banksia	0.3	
	<i>Dianella caerulea</i>	Blue Flax Lily	0.7	x
	<i>Eremophila 'Kalbarri Carpet'</i>	Prostrate Emu Bush	0.1-0.2	
	<i>Geranium solanderi</i>	Native Geranium	0.2	x
	<i>Goodenia heterophylla</i>	Variable Leaved Goodenia	0.4	x
	<i>Grevillea lanigera</i>	Woolly Grevillea	0.5-1	
	<i>Lomandra longifolia</i>	Mat Rush	0.5-0.8	x
	<i>Scaevola albida</i>	White Fan-flower	Prostrate	x
	<i>Scaevola ramosissima</i>	Purple Fan Flower	0.4	x
	<i>Thryptomene baeckeacea 'Prostrate'</i>	Ground Cover Thryptomene	Prostrate	
	GD4 Entry garden			
	<i>Anigozanthos spp.</i>	Kangaroo Paws mixed colour	0.6-1	
	<i>Lomandra multiflora</i>	Many Flowered Mat Rush	0.6-0.9	x
	<i>Lomandra confertifolia 'Wingarra'</i>	Mat Rush	0.3	
	<i>Xanthorrhoea arborea</i>	Broad Leaf Grass Tree	2	x
	GD5 Swale/dry creek bed			
	<i>Ficinia nodosa</i>	Knobby Club Rush	0.5-0.6	x
	<i>Gahnia aspera</i>	Rough Saw Sedge	0.6-0.8	x
	<i>Lepidosperma laterale</i>	Variable Sword Sedge	0.6-1.2	x

CALCULATION OF LANDSCAPE OPEN SPACE

CALCULATED AREA IN TOTAL (m2) : 16837.17m2

PAVED OPEN SPACE

IMPERVIOUS SURFACE: 4732.03 m2

PERVIOUS SURFACE: 709.59 m2

LANDSCAPE OPEN SPACE

SOFTSCAPE: 11395.55 m2

NOTE: Planted and grassed deep soil area, excludes swimming pool

THIS PLAN IS TO BE READ IN CONJUNCTION WITH THE CONDITIONS OF DEVELOPMENT CONSENT

DA2019/1274

NOT FOR CONSTRUCTION

- Dimension in millimetres.
- Confirm all dimensions and levels on site prior to commencing work.
- Use figured dimensions only.
- Do not scale.
- Comply with relevant authorities requirements, the Building Code of Australia and all relevant Australian Standards when executing works described in this drawing.

LANDSCAPE ARCHITECT
jane irwin landscape architecture
Studio 203, Level 2, 61 Marlborough Street
Sunny Hills NSW 2010
Telephone 61 2 9212 6957
Email info@jila.net.au
Web www.jila.net.au



CLIENT
Neeson Murcutt Architects PTY LTD

PROJECT TITLE
Pittwater House Schools - Stage 1
70 South Creek Road, Collaroy NSW 2097

DRAWING TITLE
Legend and Plant Schedule

Scale @ A3
N/A
Job No 190601
Drawing Status Development Application
Drawing No L-DA-002
Issue A

Copyright in all documents and drawings prepared by JILA and in any work executed from those documents and drawings shall remain the property of JILA or on creation vest in JILA.



northern beaches council

THIS PLAN IS TO BE READ IN CONJUNCTION WITH THE CONDITIONS OF DEVELOPMENT CONSENT

DA2019/1274

NOT FOR CONSTRUCTION

Issue	Description	Date	By
B	REVISED ISSUED FOR DA	14/5/20	AH
A	ISSUED FOR DA	24/10/19	AH

- Dimension in millimetres.
 - Confirm all dimensions and levels on site prior to commencing work.
 - Use figured dimensions only.
 - Do not scale.
 - Comply with relevant authorities requirements, the Building Code of Australia and all relevant Australian Standards when executing works described in this drawing.

Copyright in all documents and drawings prepared by JILA and in any work executed from those documents and drawings shall remain the property of JILA or on creation vest in JILA.

LANDSCAPE ARCHITECT

jane irwin landscape architecture

Studio 203, Level 2, 61 Marlborough Street
 Surry Hills NSW 2010
 Telephone 61 2 9212 6957
 Email info@jila.net.au
 Web www.jila.net.au

jila

CLIENT

Neeson Murcutt Architects PTY LTD

PROJECT TITLE

Pittwater House Schools - Stage 1

70 South Creek Road, Collaroy NSW 2097

DRAWING TITLE

Landscape Masterplan

Scale @ A3
 1:800

Job No
 190601

Drawing Status
 Development Application

Drawing No
 L-DA-003

Issue
 B

DROP OFF/PICK UP AREA



Share way to allow for use as paved open space outside of pickup and drop off hours.



Concrete cobble as robust and durable natural stone alternative

Flush kerbs and paved surface to prioritise pedestrian movement across the space


Mix of paving sizes and types

NEW CAR PARK



Permeable paving grasscrete for carpark

MEMORIAL TREE



Circular seating with tree as memorial

 northern beaches council

THIS PLAN IS TO BE READ IN CONJUNCTION WITH THE CONDITIONS OF DEVELOPMENT CONSENT

DA2019/1274

NOT FOR CONSTRUCTION

- Dimension in millimetres.
- Confirm all dimensions and levels on site prior to commencing work.
- Use figured dimensions only.
- Do not scale.
- Comply with relevant authorities requirements, the Building Code of Australia and all relevant Australian Standards when executing works described in this drawing.

LANDSCAPE ARCHITECT

jane irwin landscape architecture
 Studio 203, Level 2, 61 Marlborough Street
 Surry Hills NSW 2010
 Telephone 61 2 9212 6957
 Email info@jila.net.au
 Web www.jila.net.au



CLIENT
 Neeson Murcutt Architects PTY LTD

PROJECT TITLE
 Pittwater House Schools - Stage 1
 70 South Creek Road, Collaroy NSW 2097

DRAWING TITLE
 Precedent 01

Scale @ A3 N/A	
Job No 190601	Drawing Status Development Application
Drawing No L-DA-011	Issue A

Copyright in all documents and drawings prepared by JILA and in any work executed from those documents and drawings shall remain the property of JILA or on creation vest in JILA.

AMPHITHEATRE



Gentle grassed amphitheatre terraces



northern
beaches
council

**THIS PLAN IS TO BE READ IN
CONJUNCTION WITH
THE CONDITIONS OF DEVELOPMENT
CONSENT**

DA2019/1274

OVAL AND SWALE



Grass seating mound around school oval

Vegetated swale with some stones at the base to slow down the water

Reeds and grasses to fill out swale

NOT FOR CONSTRUCTION

- Dimension in millimetres.
- Confirm all dimensions and levels on site prior to commencing work.
- Use figured dimensions only.
- Do not scale.
- Comply with relevant authorities requirements, the Building Code of Australia and all relevant Australian Standards when executing works described in this drawing.

LANDSCAPE ARCHITECT

jane irwin landscape architecture
Studio 203, Level 2, 61 Marlborough Street
Surry Hills NSW 2010
Telephone **61 2 9212 6957**
Email info@jila.net.au
Web www.jila.net.au



CLIENT

Neeson Murcutt Architects PTY LTD

PROJECT TITLE

Pittwater House Schools - Stage 1

70 South Creek Road, Collaroy NSW 2097

DRAWING TITLE
Precedent 02

Scale @ A3
N/A

Job No 190601	Drawing Status Development Application
------------------	---

Drawing No L-DA-012	Issue A
------------------------	------------

Copyright in all documents and drawings prepared by JILA and in any work executed from those documents and drawings shall remain the property of JILA or on creation vest in JILA.

Issue

Description

Date

By

AH

30/09/19

ISSUED FOR DA

A

Issue

Description

Date

By

AH

30/09/19

ISSUED FOR DA

A

Issue

Description

Date

By

AH

30/09/19

ISSUED FOR DA

A

Issue

Description

Date

By

AH

30/09/19

ISSUED FOR DA

A

Issue

Description

Date

By

AH

30/09/19

ISSUED FOR DA

A

Issue

Description

Date

By

AH

30/09/19

ISSUED FOR DA

A

Issue

Description

Date

By

AH

30/09/19

ISSUED FOR DA

A

Issue

Description

Date

By

AH

30/09/19

ISSUED FOR DA

A

Issue

Description

Date

By

AH

30/09/19

ISSUED FOR DA

A

Issue

Description

Date

By

AH

30/09/19

ISSUED FOR DA

A

Issue

Description

Date

By

AH

30/09/19

ISSUED FOR DA

A

Issue

Description

Date

By

AH

30/09/19

ISSUED FOR DA

A

Issue

Description

Date

By

AH

30/09/19

ISSUED FOR DA

A

Issue

Description

Date

By

AH

30/09/19

ISSUED FOR DA

A

Issue

Description

Date

By

AH

30/09/19

ISSUED FOR DA

A

Issue

Description

Date

By

AH

30/09/19

ISSUED FOR DA

A

Issue

Description

Date

By

AH

30/09/19

ISSUED FOR DA

A

Issue

Description

Date

By

AH

30/09/19

ISSUED FOR DA

A

Issue

Description

Date

By

AH

30/09/19

ISSUED FOR DA

A

Issue

Description

Date

By

AH

30/09/19

ISSUED FOR DA

A

Issue

Description

Date

By

AH

30/09/19

ISSUED FOR DA

A

Issue

Description

Date

By

AH

30/09/19

ISSUED FOR DA

A

Issue

Description

Date

By

AH

30/09/19

ISSUED FOR DA

A

Issue

Description

Date

By

AH

30/09/19

ISSUED FOR DA

A

Issue

Description

Date

By

AH

30/09/19

ISSUED FOR DA

A

Issue

Description

Date

By

AH

30/09/19

ISSUED FOR DA

A

Issue

Description

Date

By

AH

30/09/19

ISSUED FOR DA

A

Issue

Description

Date

By

AH

30/09/19

ISSUED FOR DA

A

Issue

Description

Date

By

AH

30/09/19

ISSUED FOR DA

A

Issue

Description

Date

By

AH

30/09/19

ISSUED FOR DA

A

Issue

Description

Date

By

AH

30/09/19

ISSUED FOR DA

A

Issue

Description

Date

By

AH

30/09/19

ISSUED FOR DA

A

Issue

Description

Date

By

AH

30/09/19

ISSUED FOR DA

A

Issue

Description

Date

By

AH

30/09/19

ISSUED FOR DA

A

Issue

Description

Date

By

AH

30/09/19

ISSUED

MIXED USE COURT



Mixed use court allowing for multiple different uses

MIXED USE COURT



Taking advantage of level change and topography for casual and dynamic seating

NATURE PLAY



Extended ECC playground provide nature play equipment

 northern beaches council

THIS PLAN IS TO BE READ IN CONJUNCTION WITH THE CONDITIONS OF DEVELOPMENT CONSENT

DA2019/1274

NOT FOR CONSTRUCTION

- Dimension in millimetres.
- Confirm all dimensions and levels on site prior to commencing work.
- Use figured dimensions only.
- Do not scale.
- Comply with relevant authorities requirements, the Building Code of Australia and all relevant Australian Standards when executing works described in this drawing.

Copyright in all documents and drawings prepared by JILA and in any work executed from those documents and drawings shall remain the property of JILA or on creation vest in JILA.

LANDSCAPE ARCHITECT

jane irwin landscape architecture
 Studio 203, Level 2, 61 Marlborough Street
 Surry Hills NSW 2010
 Telephone 61 2 9212 6957
 Email info@jila.net.au
 Web www.jila.net.au



CLIENT

Neeson Murcutt Architects PTY LTD

PROJECT TITLE

Pittwater House Schools - Stage 1
 70 South Creek Road, Collaroy NSW 2097

DRAWING TITLE

Precedent 03

Scale @ A3

N/A

Job No

190601

Drawing Status

Development Application

Drawing No

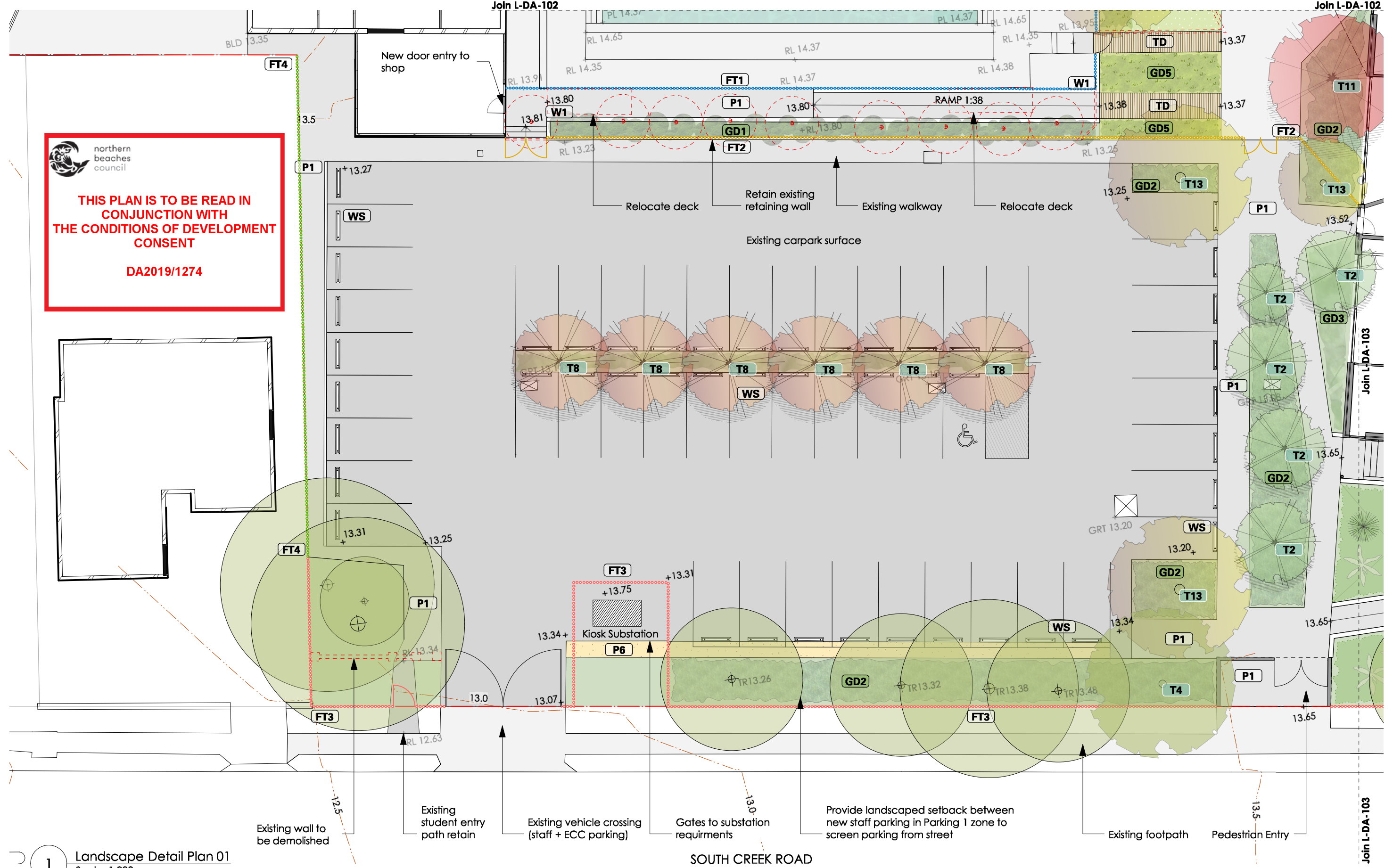
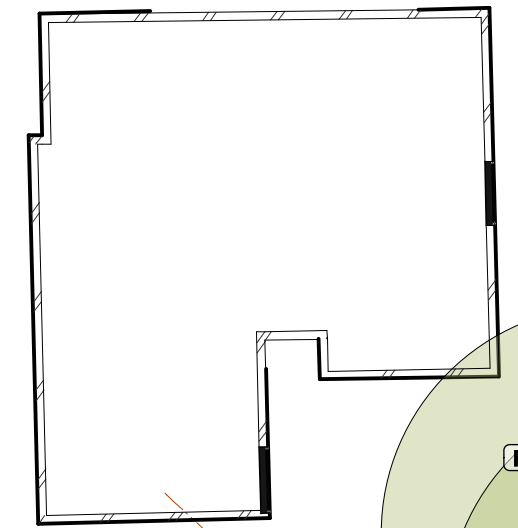
L-DA-013

Issue

A

THIS PLAN IS TO BE READ IN CONJUNCTION WITH THE CONDITIONS OF DEVELOPMENT CONSENT

DA2019/1274



1 Landscape Detail Plan 01
Scale: 1:200

NOT FOR CONSTRUCTION

- Dimension in millimetres.
- Confirm all dimensions and levels on site prior to commencing work.
- Use figured dimensions only.
- Don't scale.
- Comply with relevant authorities requirements, the Building Code of Australia and all relevant Australian Standards when executing works described in this drawing.

LANDSCAPE ARCHITECT

jane irwin landscape architecture

Studio 203, Level 2, 61 Marlborough Street
Sunny Hills NSW 2010
Telephone 61 2 9212 6957
Email info@jila.net.au
Web www.jila.net.au

CLIENT

Neeson Murcutt Architects PTY LTD

PROJECT TITLE

Pittwater House Schools - Stage 1

70 South Creek Road, Collaroy NSW 2097

DRAWING TITLE

Landscape Detail Plan 01

Scale @ A3
1:200

Job No
190601

Drawing Status
Development Application

Drawing No
L-DA-101

Issue
A

THIS PLAN IS TO BE READ IN CONJUNCTION WITH THE CONDITIONS OF DEVELOPMENT CONSENT DA2019/1274



Nature play (extended ECC playground)

Existing dry creek to be retained

Existing bridge to be retained

Extend dry creek planting

New turf play area

Existing dry creek rocks to be relocate

Existing wall with new pool fence

Remove existing dry creek

Existing pool fence

New wall

SWIMMING POOL

M BLOCK

NEW BUILDING

2 Landscape Detail Plan 02
Scale: 1:200

NOT FOR CONSTRUCTION

- Dimension in millimetres.
- Confirm all dimensions and levels on site prior to commencing work.
- Use figured dimensions only.
- Don't cut scale.
- Comply with relevant authorities requirements, the Building Code of Australia and all relevant Australian Standards when executing works described in this drawing.

LANDSCAPE ARCHITECT

jane irwin landscape architecture

Studio 203, Level 2, 61 Marlborough Street
Sunny Hills NSW 2010
Telephone 61 2 9212 6957
Email info@jila.net.au
Web www.jila.net.au

CLIENT
Neeson Murcutt Architects PTY LTD

PROJECT TITLE
Pittwater House Schools - Stage 1
70 South Creek Road, Collaroy NSW 2097

DRAWING TITLE Landscape Detail Plan 02	
Scale @ A3 1:200	
Job No 190601	Drawing Status Development Application
Drawing No L-DA-102	Issue A

Copyright in all documents and drawings prepared by JILA and in any work executed from those documents and drawings shall remain the property of JILA or on creation vest in JILA.

northern beaches council

THIS PLAN IS TO BE READ IN CONJUNCTION WITH THE CONDITIONS OF DEVELOPMENT CONSENT

DA2019/1274

Existing bridge to be retained

Existing dry creek to be retained

EARLY CHILDHOOD CENTRE

M BLOCK

Existing synthetic grass ECC playground to be retained

Existing bridge to be retained

Existing planter to be demolished

300mm high seat wall

Rough sandstone wall

Existing stairs to be demolished

Existing planter brick wall to be retained, raised by 2 brick courses

Extended planter brick wall to building column

300mm high seat wall

Join L-DA-102

Join L-DA-102

3 Landscape Detail Plan 03
Scale: 1:200

NOT FOR CONSTRUCTION

- Dimension in millimetres.
- Confirm all dimensions and levels on site prior to commencing work.
- Use figured dimensions only.
- Do not scale.
- Comply with relevant authorities requirements, the Building Code of Australia and all relevant Australian Standards when executing works described in this drawing.

Copyright in all documents and drawings prepared by JILA and in any work executed from those documents and drawings shall remain the property of JILA or on creation vest in JILA.

LANDSCAPE ARCHITECT

jane irwin landscape architecture

Studio 203, Level 2, 61 Marlborough Street
Sunny Hills NSW 2010
Telephone 61 2 9212 6957
Email info@jila.net.au
Web www.jila.net.au

jila

CLIENT

Neeson Murcutt Architects PTY LTD

PROJECT TITLE

Pittwater House Schools - Stage 1

70 South Creek Road, Collaroy NSW 2097

DRAWING TITLE	
Landscape Detail Plan 03	
Scale @ A3	1:200
Job No	190601
Drawing Status	Development Application
Drawing No	L-DA-103
Issue	A

Drafted By: AH

Drafting Checked: JI

© JILA

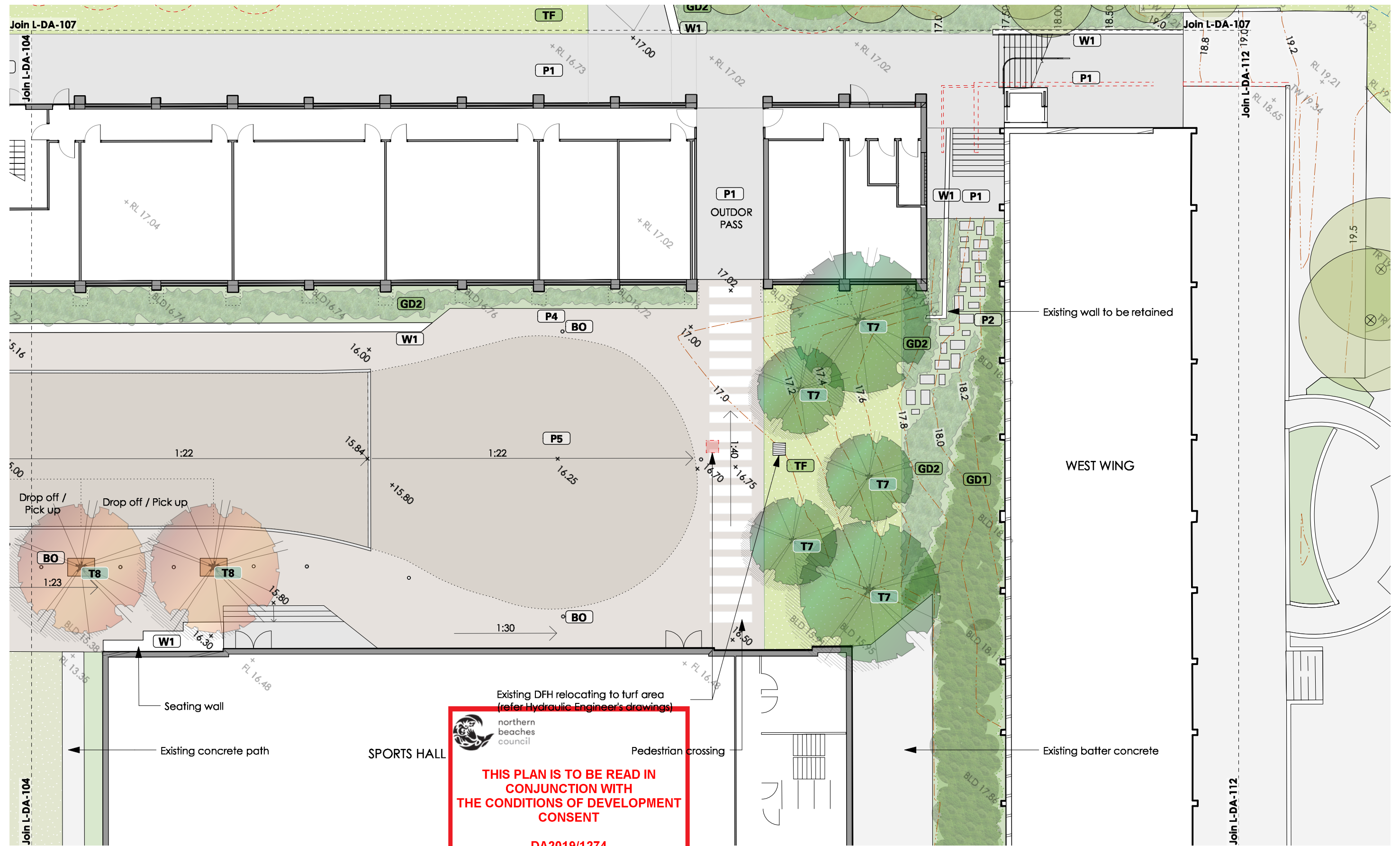


THIS PLAN IS TO BE READ IN CONJUNCTION WITH THE CONDITIONS OF DEVELOPMENT CONSENT DA2019/1274

4 Landscape Detail Plan 04
Scale: 1:200

NOT FOR CONSTRUCTION

<p>northern beaches council</p>		<p>LANDSCAPE ARCHITECT</p> <p>jane irwin landscape architecture Studio 203, Level 2, 61 Marlborough Street Surry Hills NSW 2010 Telephone 61 2 9212 6957 Email info@jila.net.au Web www.jila.net.au</p>		<p>CLIENT</p> <p>Neeson Murcutt Architects PTY LTD</p>		<p>PROJECT TITLE</p> <p>Pittwater House Schools - Stage 1</p> <p>70 South Creek Road, Collaroy NSW 2097</p>		<p>DRAWING TITLE</p> <p>Landscape Detail Plan 04</p> <p>Scale @ A3 1:200</p> <p>Job No 190601</p> <p>Drawing Status Development Application</p>	
<p>Dimension in millimetres. - Confirm all dimensions and levels on site prior to commencing work. - Use figured dimensions only. - Don't use scale. - Comply with relevant authorities requirements, the Building Code of Australia and all relevant Australian Standards when executing works described in this drawing.</p>		<p>Copyright in all documents and drawings prepared by JILA and in any work executed from those documents and drawings shall remain the property of JILA or on creation vest in JILA.</p>		<p>Drawn By: AH</p> <p>Checked By: JI</p>		<p>Drawing No L-DA-104</p> <p>Issue A</p>			



Existing DFH relocating to turf area
(refer Hydraulic Engineer's drawings)

northern beaches council

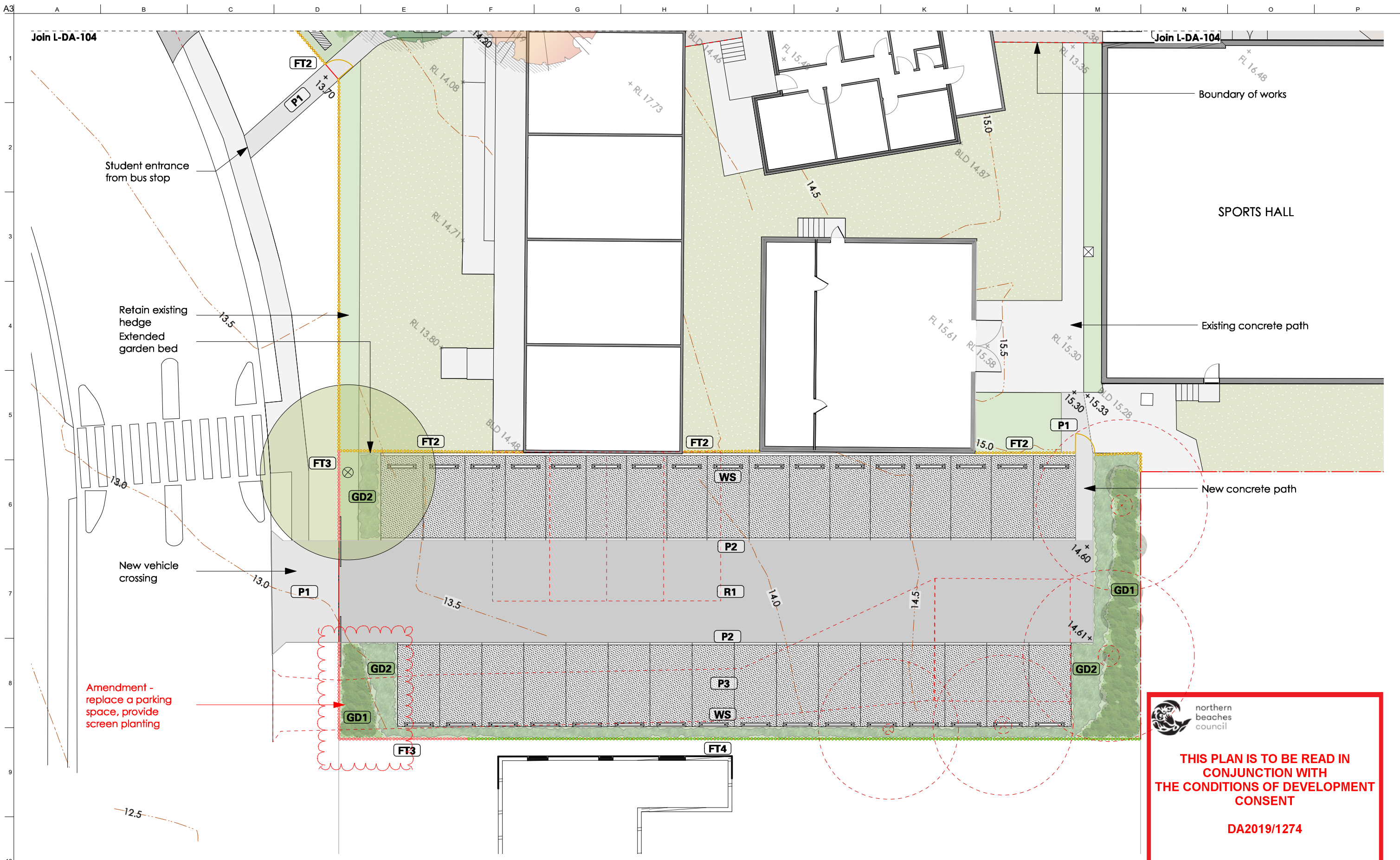
THIS PLAN IS TO BE READ IN CONJUNCTION WITH THE CONDITIONS OF DEVELOPMENT CONSENT

DA2019/1274

5 LANDSCAPE DETAIL PLAN 05
Scale: 1:200

NOT FOR CONSTRUCTION

<p>Dimension in millimetres. - Confirm all dimensions and levels on site prior to commencing work. - Use figured dimensions only. - Don't scale. - Comply with relevant authorities requirements, the Building Code of Australia and all relevant Australian Standards when executing works described in this drawing.</p>		<p>LANDSCAPE ARCHITECT</p> <p>jane irwin landscape architecture Studio 203, Level 2, 61 Marlborough Street Sunny Hills NSW 2010 Telephone 61 2 9212 6957 Email info@jila.net.au Web www.jila.net.au</p> <p>jila</p>		<p>CLIENT</p> <p>Neeson Murcutt Architects PTY LTD</p>		<p>PROJECT TITLE</p> <p>Pittwater House Schools - Stage 1 70 South Creek Road, Collaroy NSW 2097</p>		<p>DRAWING TITLE</p> <p>Landscape Detail Plan 05</p> <p>Scale @ A3 1:200</p> <p>Job No 190601</p> <p>Drawing Status Development Application</p> <p>Drawing No L-DA-105</p> <p>Issue A</p>	
<p>Copyright in all documents and drawings prepared by JILA and in any work executed from those documents and drawings shall remain the property of JILA or on creation vest in JILA.</p>		<p>Drafted By: AH</p> <p>Drafting Checked: JI</p>		<p>© JILA</p>					




 northern beaches council
THIS PLAN IS TO BE READ IN CONJUNCTION WITH THE CONDITIONS OF DEVELOPMENT CONSENT
 DA2019/1274

6 Landscape Detail Plan 06
 Scale: 1:200

NOT FOR CONSTRUCTION

- Dimension in millimetres. - Confirm all dimensions and levels on site prior to commencing work. - Use figured dimensions only. - Do not scale. - Comply with relevant authorities requirements, the Building Code of Australia and all relevant Australian Standards when executing works described in this drawing.				LANDSCAPE ARCHITECT jane irwin landscape architecture Studio 203, Level 2, 61 Marlborough Street Surry Hills NSW 2010 Telephone 61 2 9212 6957 Email info@jila.net.au Web www.jila.net.au		CLIENT Neeson Murcutt Architects PTY LTD		PROJECT TITLE Pittwater House Schools - Stage 1 70 South Creek Road, Collaroy NSW 2097		DRAWING TITLE Landscape Detail Plan 06 Scale @ A3 1:200 Job No 190601 Drawing Status Development Application Drawing No L-DA-106 Issue B	
B	REVISED ISSUED FOR DA	14/5/20	AH								
A	ISSUED FOR DA	24/10/19	AH								
Issue	Description	Date	By								



7 LANDSCAPE DETAIL PLAN 07
Scale: 1:200

- Dimension in millimetres.
- Confirm all dimensions and levels on site prior to commencing work.
- Use figured dimensions only.
- Do not scale.
- Comply with relevant authorities requirements, the Building Code of Australia and all relevant Australian Standards when executing works described in this drawing.

Copyright in all documents and drawings prepared by JILA and in any work executed from those documents and drawings shall remain the property of JILA or on creation vest in JILA.

LANDSCAPE ARCHITECT
jane irwin landscape architecture
Studio 203, Level 2, 61 Marlborough Street
Sunny Hills NSW 2010
Telephone 61 2 9212 6957
Email info@jila.net.au
Web www.jila.net.au

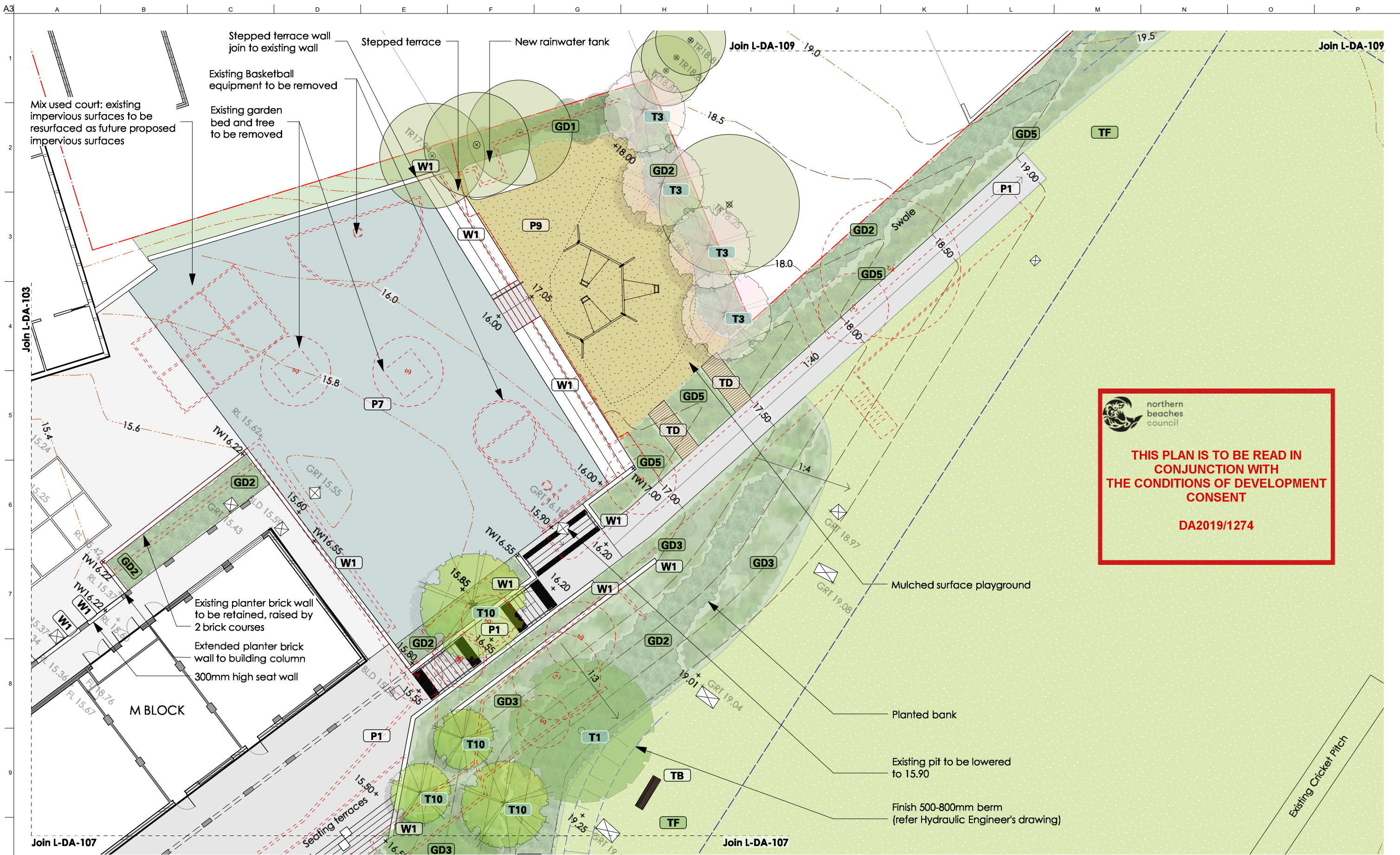


THIS PLAN IS TO BE READ IN CONJUNCTION WITH THE CONDITIONS OF DEVELOPMENT CONSENT DA2019/1274

PROJECT TITLE
Pittwater House Schools - Stage 1
70 South Creek Road, Collaroy NSW 2097

NOT FOR CONSTRUCTION

DRAWING TITLE Landscape Detail Plan 07	
Scale @ A3 1:200	
Job No 190601	Drawing Status Development Application
Drawing No L-DA-107	Issue A




 northern beaches council
THIS PLAN IS TO BE READ IN CONJUNCTION WITH THE CONDITIONS OF DEVELOPMENT CONSENT
 DA2019/1274

8 LANDSCAPE DETAIL PLAN 08
Scale: 1:200

NOT FOR CONSTRUCTION

- Dimension in millimetres. - Confirm all dimensions and levels on site prior to commencing work. - Use figured dimensions only. - Don't scale. - Comply with relevant authorities requirements, the Building Code of Australia and all relevant Australian Standards when executing works described in this drawing.	
A ISSUED FOR DA Date: 28/10/19 By: AH	Copyright in all documents and drawings prepared by JILA and in any work executed from those documents and drawings shall remain the property of JILA or on creation vest in JILA.

LANDSCAPE ARCHITECT

jane irwin landscape architecture

Studio 203, Level 2, 61 Marlborough Street
 Surry Hills NSW 2010
 Telephone: 61 2 9212 6957
 Email: info@jila.net.au
 Web: www.jila.net.au



CLIENT

Neeson Murcutt Architects PTY LTD

PROJECT TITLE

Pittwater House Schools - Stage 1

70 South Creek Road, Collaroy NSW 2097

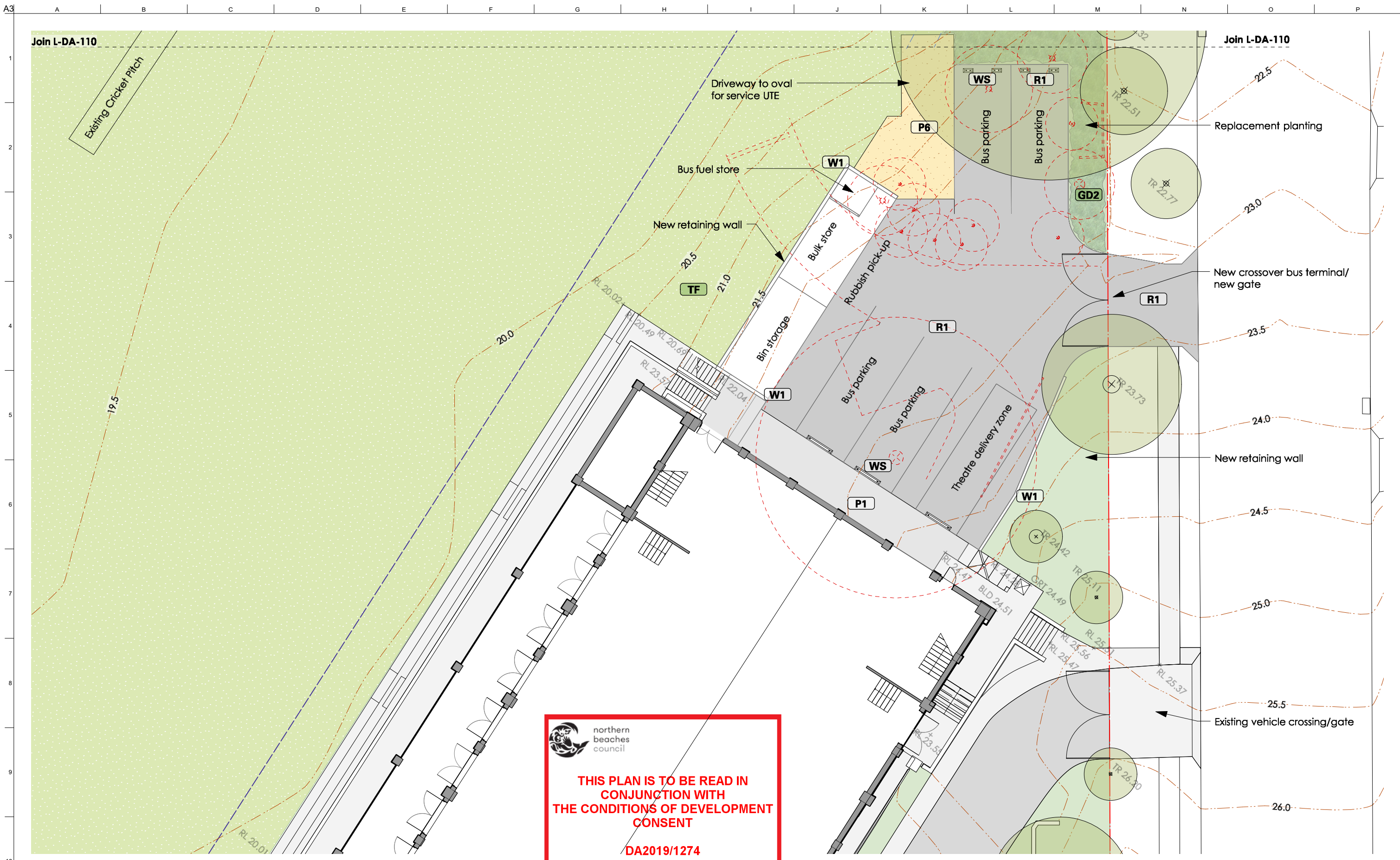
DRAWING TITLE

Landscape Detail Plan 08

Scale @ A3
1:200

Job No: 190601
Drawing Status: Development Application

Drawing No: L-DA-108
Issue: A





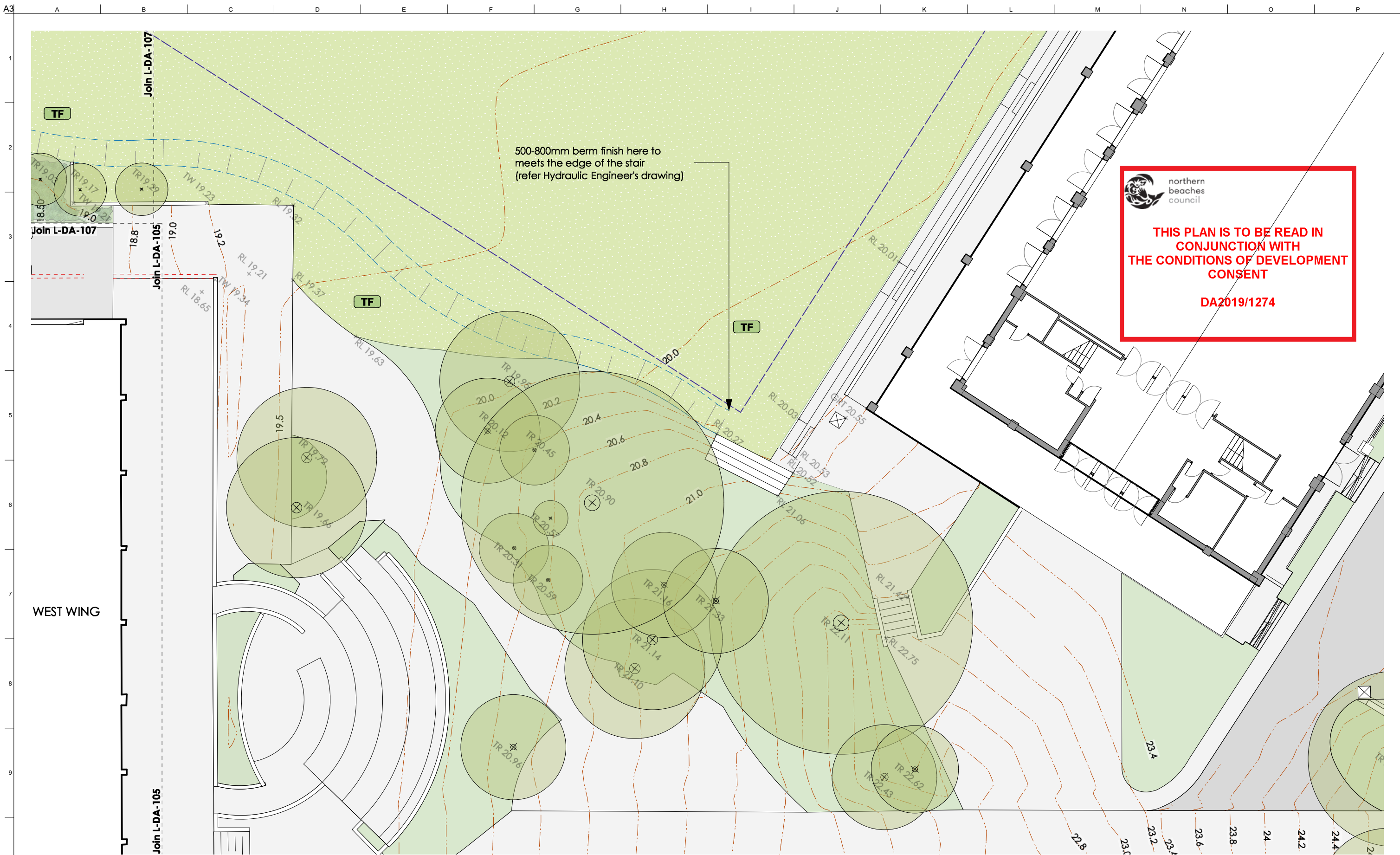
northern beaches council

THIS PLAN IS TO BE READ IN CONJUNCTION WITH THE CONDITIONS OF DEVELOPMENT CONSENT
DA2019/1274

11 LANDSCAPE DETAIL PLAN 11
Scale: 1:200

NOT FOR CONSTRUCTION

<ul style="list-style-type: none"> - Dimension in millimetres. - Confirm all dimensions and levels on site prior to commencing work. - Use figured dimensions only. - Do not scale. - Comply with relevant authorities requirements, the Building Code of Australia and all relevant Australian Standards when executing works described in this drawing. 				<p>LANDSCAPE ARCHITECT</p> <p>jane irwin landscape architecture</p> <p>Studio 203, Level 2, 61 Marlborough Street Sunny Hills NSW 2010 Telephone 61 2 9212 6957 Email info@jila.net.au Web www.jila.net.au</p>		<p>CLIENT</p> <p>Neeson Murcutt Architects PTY LTD</p>	
<p>Copyright in all documents and drawings prepared by JILA and in any work executed from those documents and drawings shall remain the property of JILA or on creation vest in JILA.</p>						<p>PROJECT TITLE</p> <p>Pittwater House Schools - Stage 1</p> <p>70 South Creek Road, Collaroy NSW 2097</p>	
<p>ISSUED FOR DA</p> <p>24/10/19</p> <p>AH</p>		<p>24/10/19</p> <p>AH</p>		<p>DRAWING TITLE</p> <p>Landscape Detail Plan 11</p>		<p>Scale @ A3</p> <p>1:200</p>	
<p>Issue</p> <p>Description</p> <p>Date</p> <p>By</p>		<p>Date</p> <p>By</p>		<p>Job No</p> <p>190601</p>		<p>Drawing Status</p> <p>Development Application</p>	
				<p>Drawing No</p> <p>L-DA-111</p>		<p>Issue</p> <p>A</p>	




 northern beaches council
THIS PLAN IS TO BE READ IN CONJUNCTION WITH THE CONDITIONS OF DEVELOPMENT CONSENT
DA2019/1274

12 LANDSCAPE DETAIL PLAN 12
 Scale: 1:200

NOT FOR CONSTRUCTION

- Dimension in millimetres. - Confirm all dimensions and levels on site prior to commencing work. - Use figured dimensions only. - Do not scale. - Comply with relevant authorities requirements, the Building Code of Australia and all relevant Australian Standards when executing works described in this drawing.			
A Issue	ISSUED FOR DA Description	24/10/19 Date	AH By
Copyright in all documents and drawings prepared by JILA and in any work executed from those documents and drawings shall remain the property of JILA or on creation vest in JILA.			


LANDSCAPE ARCHITECT
jane irwin landscape architecture
 Studio 203, Level 2, 61 Marlborough Street
 Sunny Hills NSW 2010
 Telephone 61 2 9212 6957
 Email info@jila.net.au
 Web www.jila.net.au

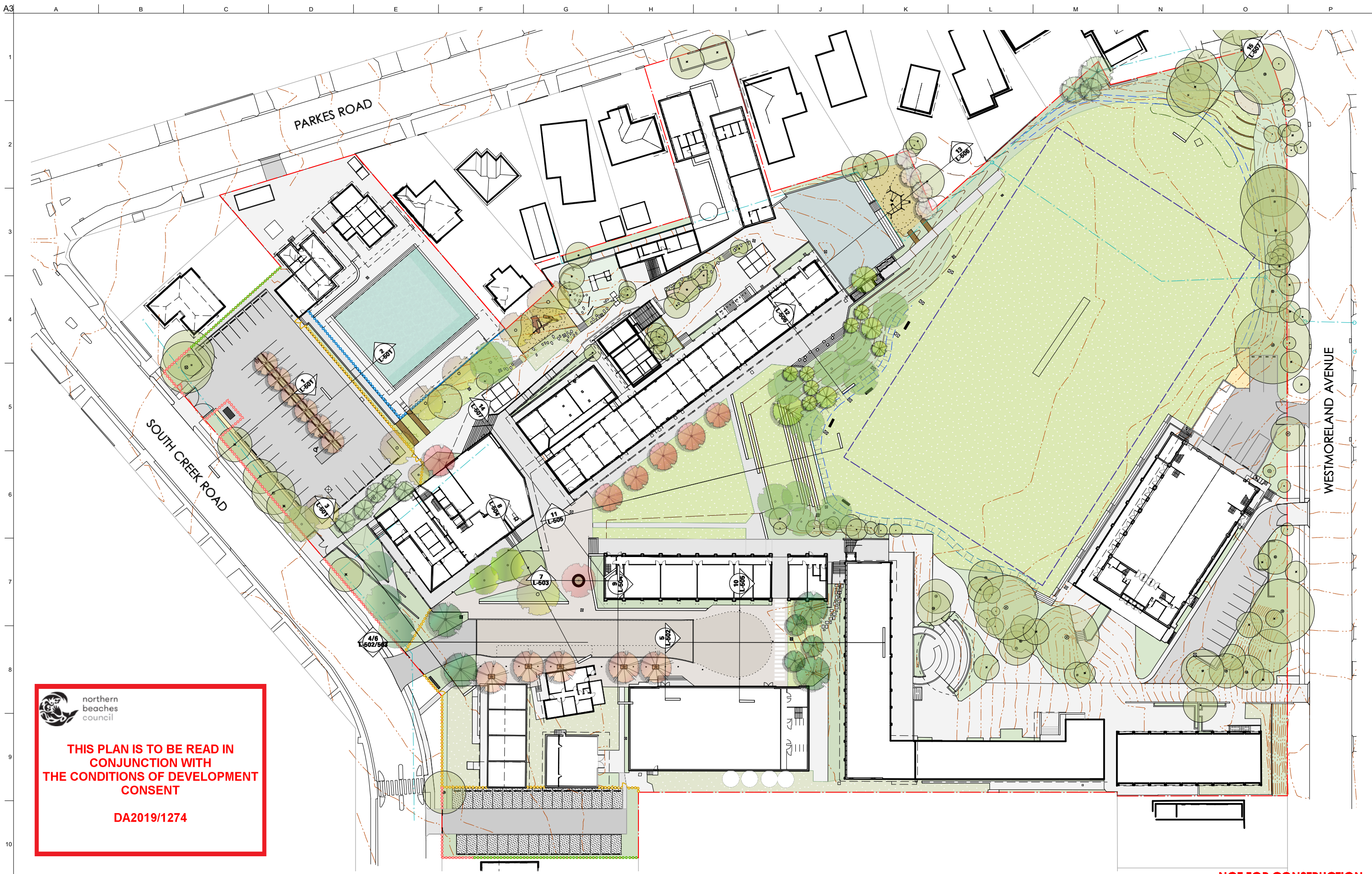


CLIENT
Neeson Murcutt Architects PTY LTD

PROJECT TITLE
Pittwater House Schools - Stage 1
 70 South Creek Road, Collaroy NSW 2097

DRAWING TITLE
 Landscape Detail Plan 12
 Scale @ A3
 1:200
 Job No
 190601
 Drawing No
 L-DA-112
 Drawing Status
 Development Application
 Issue
 A





northern beaches council

THIS PLAN IS TO BE READ IN CONJUNCTION WITH THE CONDITIONS OF DEVELOPMENT CONSENT

DA2019/1274

NOT FOR CONSTRUCTION

Issue	Description	Date	By
A	ISSUED FOR DA	24/10/19	AH

- Dimension in millimetres.
 - Confirm all dimensions and levels on site prior to commencing work.
 - Use figured dimensions only.
 - Do not scale.
 - Comply with relevant authorities requirements, the Building Code of Australia and all relevant Australian Standards when executing works described in this drawing.

Copyright in all documents and drawings prepared by JILA and in any work executed from those documents and drawings shall remain the property of JILA or on creation vest in JILA.

LANDSCAPE ARCHITECT

jane irwin landscape architecture

Studio 203, Level 2, 61 Marlborough Street
 Surry Hills NSW 2010
 Telephone 61 2 9212 6957
 Email info@jila.net.au
 Web www.jila.net.au

jila

CLIENT

Neeson Murcutt Architects PTY LTD

PROJECT TITLE

Pittwater House Schools - Stage 1

70 South Creek Road, Collaroy NSW 2097

DRAWING TITLE

Section Location Plan

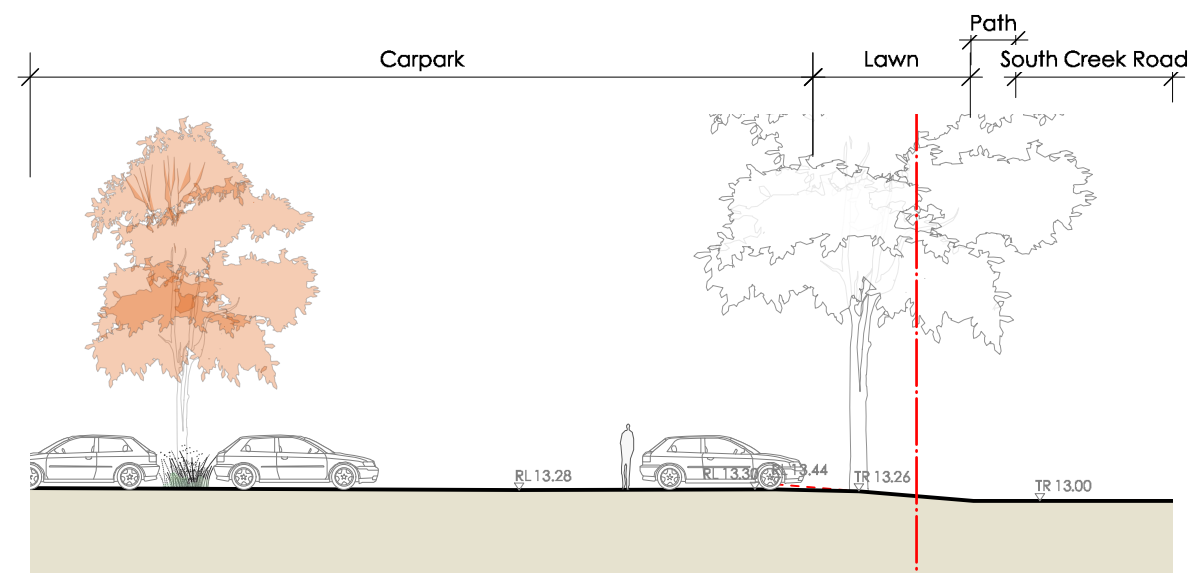
Scale @ A3
 1:800

Job No
 190601

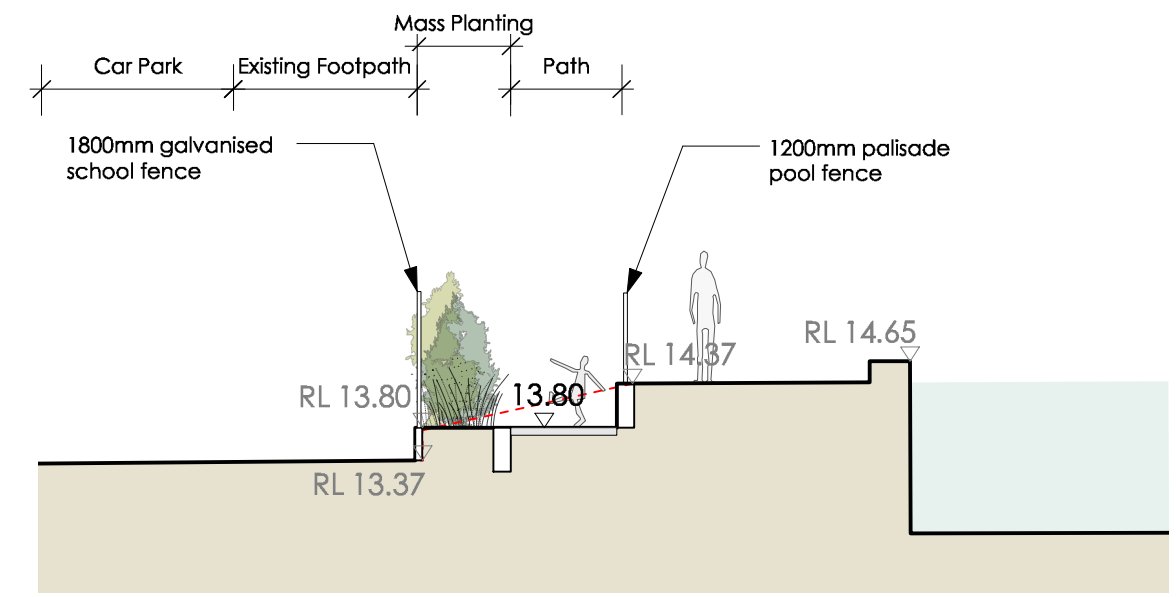
Drawing Status
 Development Application

Drawing No
 L-DA-500


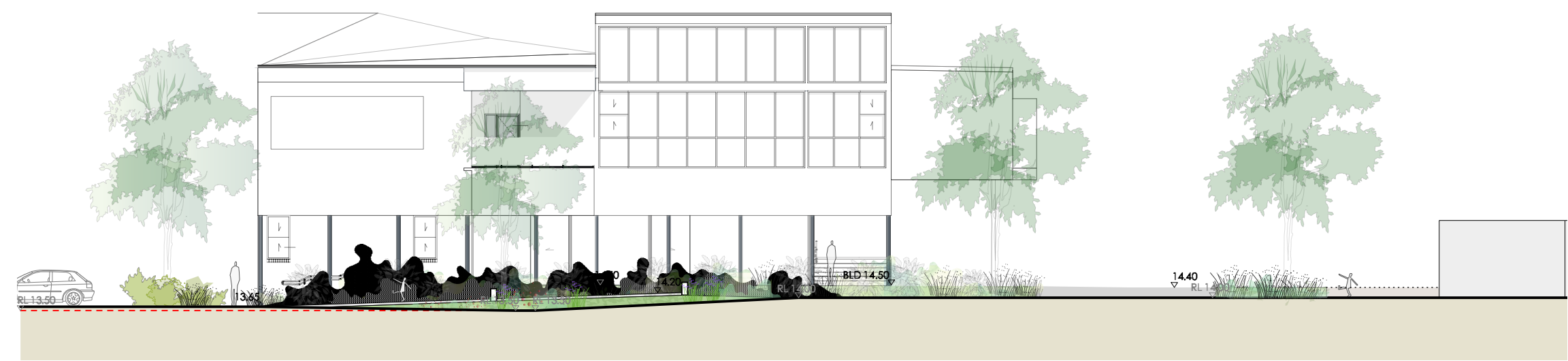
Issue
 A



1 ECC CARPARK & PUBLIC DOMAIN
Scale: 1:200



2 SWIMMING POOL FENCE
Scale: 1:100




3 ENTRY GARDEN
Scale: 1:200

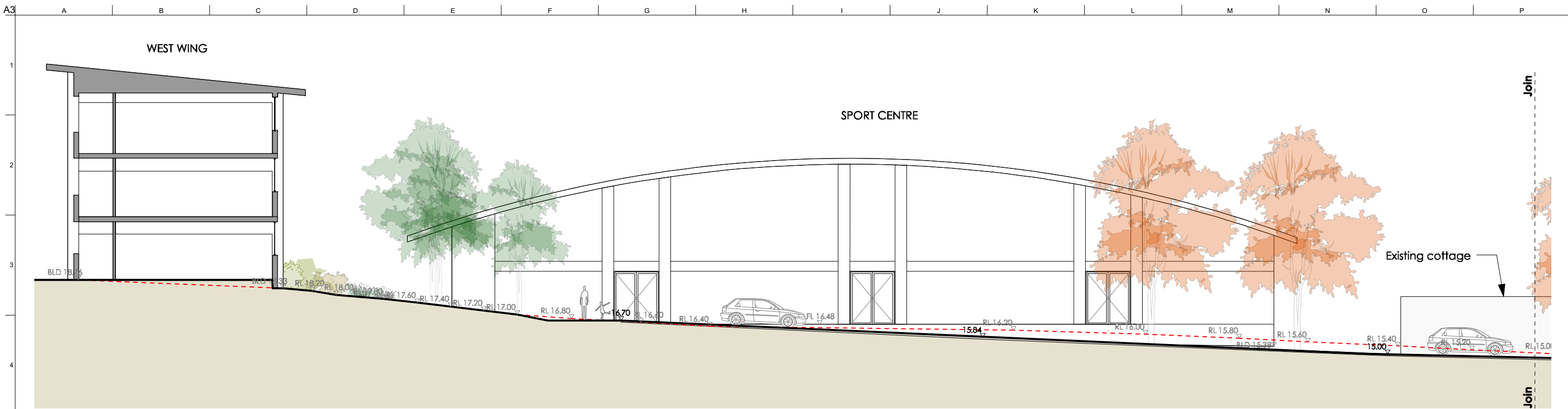
 northern beaches council

THIS PLAN IS TO BE READ IN CONJUNCTION WITH THE CONDITIONS OF DEVELOPMENT CONSENT

DA2019/1274

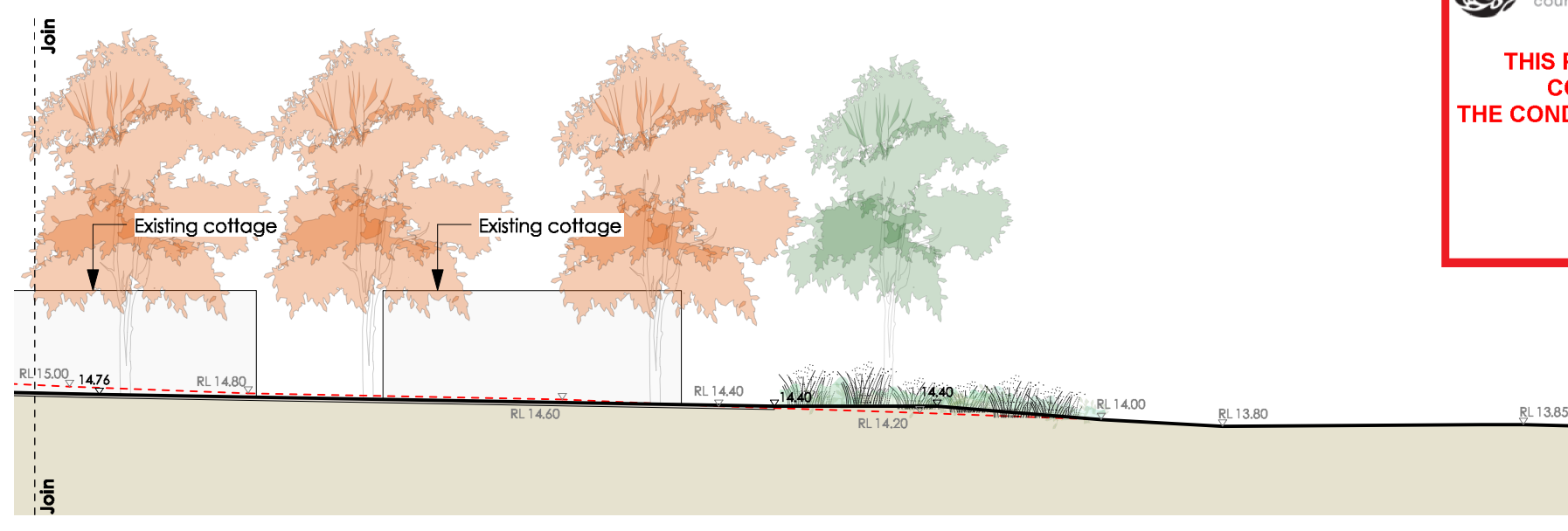
NOT FOR CONSTRUCTION

<ul style="list-style-type: none"> - Dimension in millimetres. - Confirm all dimensions and levels on site prior to commencing work. - Use figured dimensions only. - Do not scale. - Comply with relevant authorities requirements, the Building Code of Australia and all relevant Australian Standards when executing works described in this drawing. 				<p>LANDSCAPE ARCHITECT</p> <p>jane irwin landscape architecture</p> <p>Studio 203, Level 2, 61 Marlborough Street Surry Hills NSW 2010 Telephone 61 2 9212 6957 Email info@jila.net.au Web www.jila.net.au</p> 		<p>CLIENT</p> <p>Neeson Murcutt Architects PTY LTD</p>		<p>PROJECT TITLE</p> <p>Pittwater House Schools - Stage 1</p> <p>70 South Creek Road, Collaroy NSW 2097</p>		<p>DRAWING TITLE</p> <p>Landscape Sections 01</p> <p>Scale @ A3 Varies</p> <p>Job No 190601</p> <p>Drawing Status Development Application</p> <p>Drawing No L-DA-501</p> <p>Issue A</p>	
<p>Copyright in all documents and drawings prepared by JILA and in any work executed from those documents and drawings shall remain the property of JILA or on creation vest in JILA.</p>											
<p>Drafted By: AH Drafting Checked: JI</p>											



Turf and planting Bypass Path Drop off/pick up driveway

4 DROP OFF/PICK UP SECTION ELEVATION
Scale: 1:200

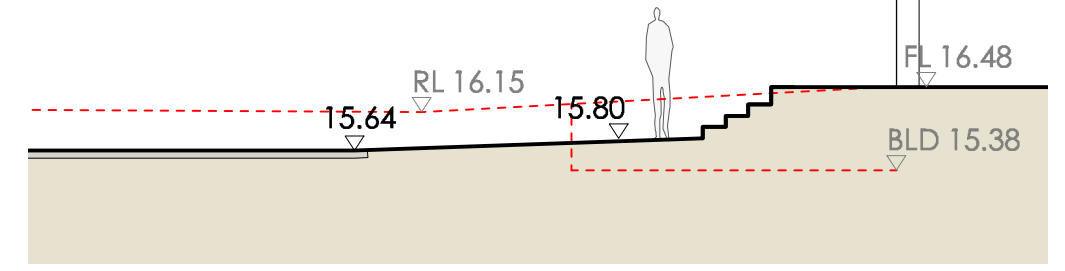


Drop off/pick up driveway

northern beaches council

THIS PLAN IS TO BE READ IN CONJUNCTION WITH THE CONDITIONS OF DEVELOPMENT CONSENT

DA2019/1274



Drop off/pick up driveway Path Terrace

5 TERRACE - SPORT CENTRE ENTRY
Scale: 1:100

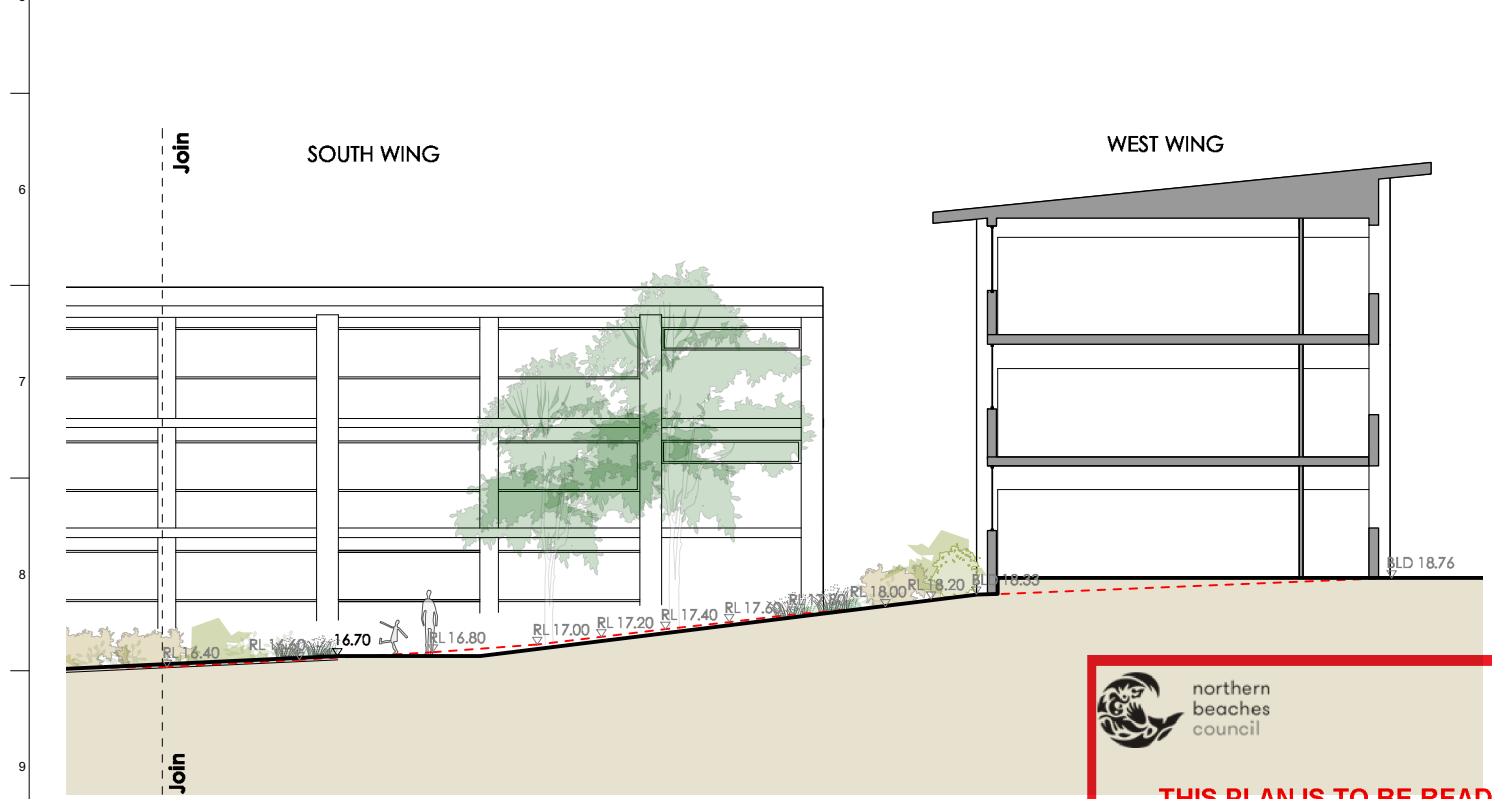
NOT FOR CONSTRUCTION

<p>- Dimension in millimetres. - Confirm all dimensions and levels on site prior to commencing work. - Use figured dimensions only. - Do not scale. - Comply with relevant authorities requirements, the Building Code of Australia and all relevant Australian Standards when executing works described in this drawing.</p>		<p>LANDSCAPE ARCHITECT</p> <p>jane irwin landscape architecture Studio 203, Level 2, 61 Marlborough Street Surry Hills NSW 2010 Telephone 61 2 9212 6957 Email info@jila.net.au Web www.jila.net.au</p>		<p>CLIENT</p> <p>Neeson Murcutt Architects PTY LTD</p>		<p>PROJECT TITLE</p> <p>Pittwater House Schools - Stage 1 70 South Creek Road, Collaroy NSW 2097</p>		<p>DRAWING TITLE</p> <p>Landscape Section/Elevation 02</p> <p>Scale @ A3 Varies</p> <p>Job No 190601 Drawing Status Development Application</p> <p>Drawing No L-DA-502 Issue A</p>	
A	ISSUED FOR DA	24/10/19	AH	Copyright in all documents and drawings prepared by JILA and in any work executed from those documents and drawings shall remain the property of JILA or on creation vest in JILA.					
Issue	Description	Date	By						



Drop off/pick up driveway

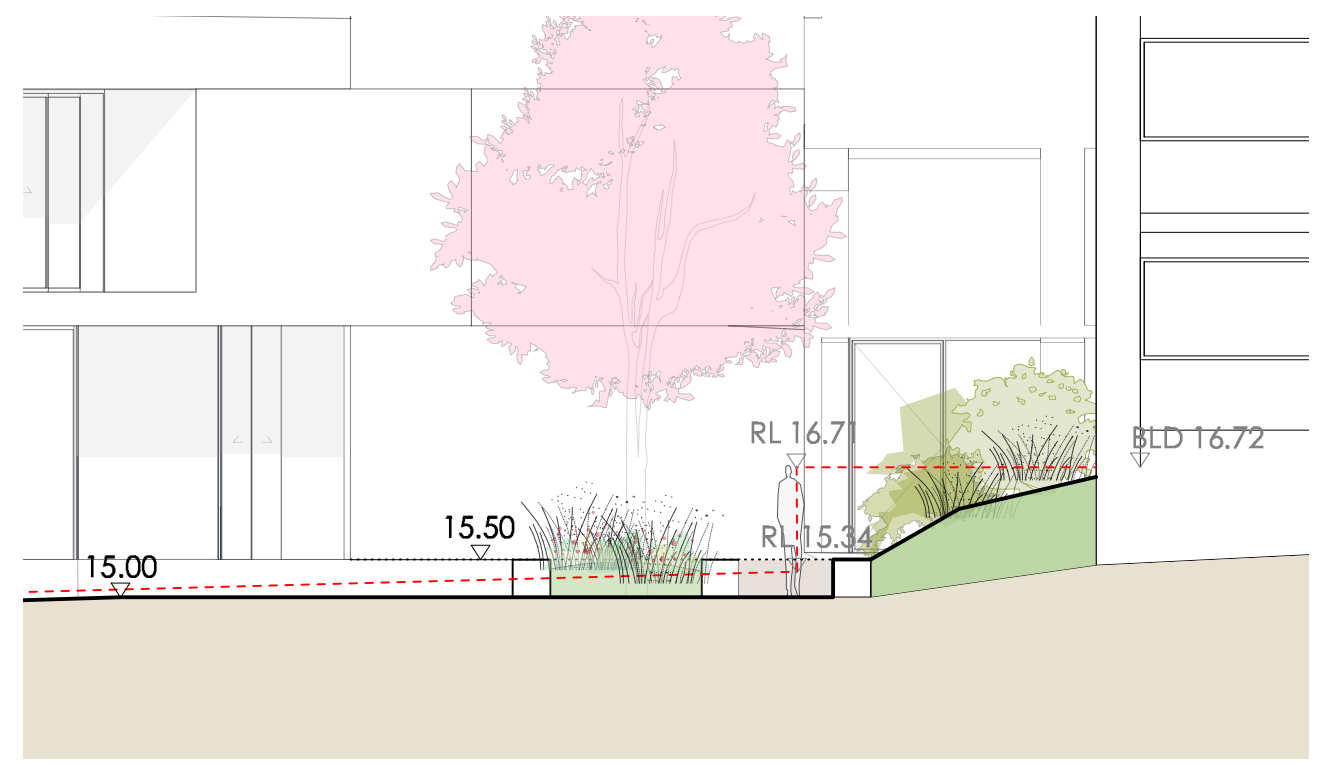
6 DROP OFF/PICK UP SECTION ELEVATION
Scale: 1:200



Drop off/pick up driveway Bypass Path Turf and planting




THIS PLAN IS TO BE READ IN CONJUNCTION WITH THE CONDITIONS OF DEVELOPMENT CONSENT
DA2019/1274

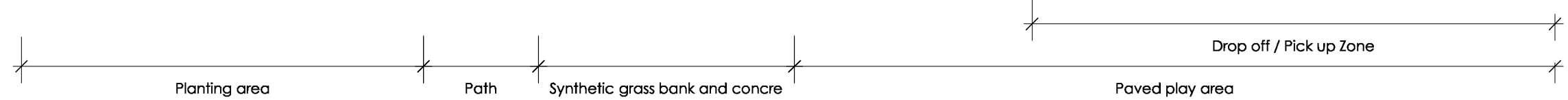
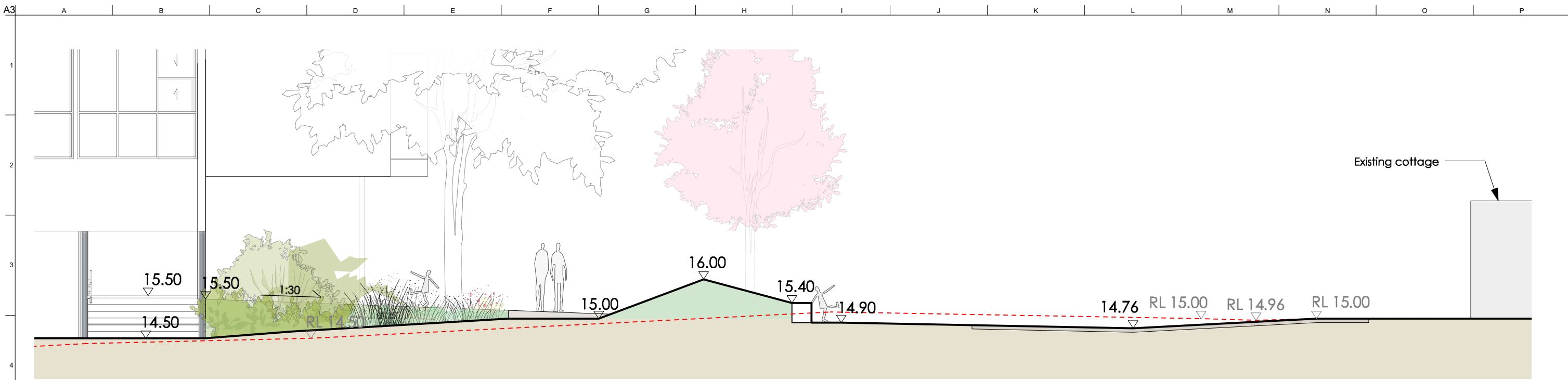


Path Bench Seating Path New Planted bank

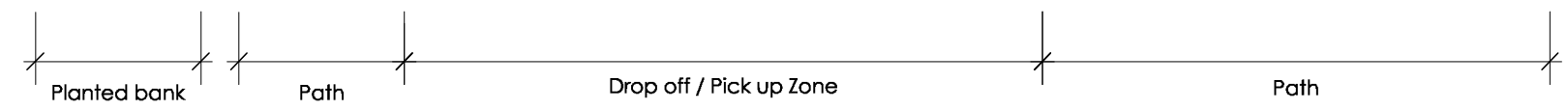
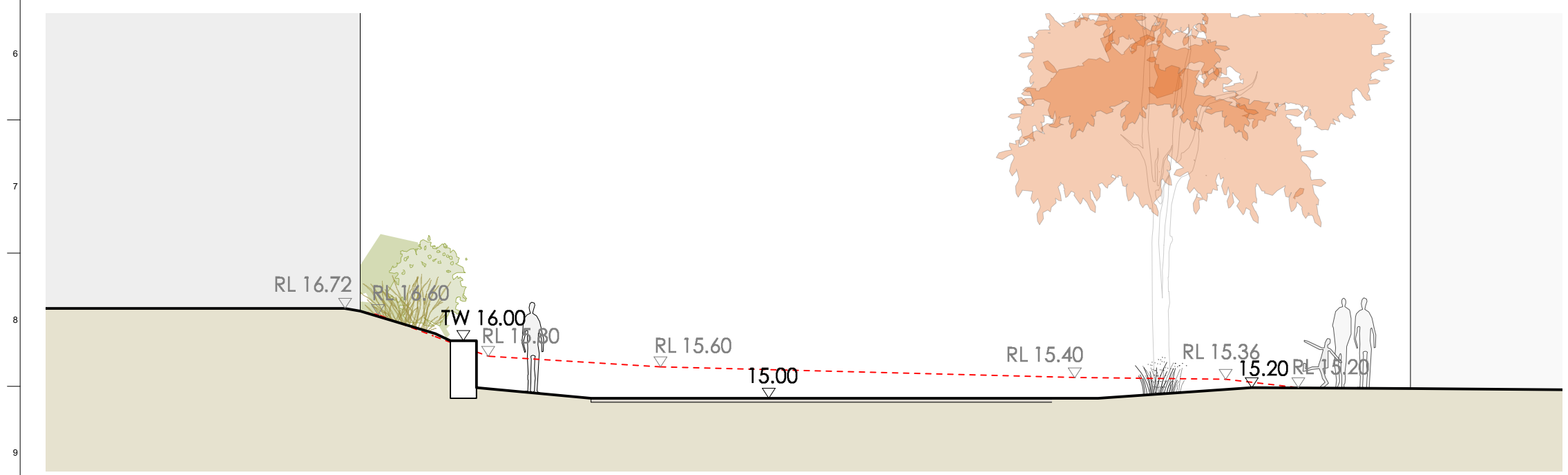
7 MEMORIAL TREE
Scale: 1:100

NOT FOR CONSTRUCTION

<p>- Dimension in millimetres. - Confirm all dimensions and levels on site prior to commencing work. - Use figured dimensions only. - Do not scale. - Comply with relevant authorities requirements, the Building Code of Australia and all relevant Australian Standards when executing works described in this drawing.</p>				<p>LANDSCAPE ARCHITECT</p> <p>jane irwin landscape architecture Studio 203, Level 2, 61 Marlborough Street Surry Hills NSW 2010 Telephone 61 2 9212 6957 Email info@jila.net.au Web www.jila.net.au</p> 		<p>CLIENT</p> <p>Neeson Murcutt Architects PTY LTD</p>		<p>PROJECT TITLE</p> <p>Pittwater House Schools - Stage 1 70 South Creek Road, Collaroy NSW 2097</p>		<p>DRAWING TITLE</p> <p>Landscape Section/Elevation 03</p> <p>Scale @ A3 Varies</p> <p>Job No 190601</p> <p>Drawing No L-DA-503</p>		<p>Issue</p> <p>Description</p> <p>Date</p> <p>By</p> <p>Copyright in all documents and drawings prepared by JILA and in any work executed from those documents and drawings shall remain the property of JILA or on creation vest in JILA.</p>	
<p>ISSUED FOR DA</p> <p>24/10/19</p> <p>AH</p>				<p>Development Application</p>		<p>Issue A</p>		<p>Drafted By: AH</p> <p>Drafting Checked: JI</p>		<p>© JILA</p>			



8 DROP OFF/PICK UP SECTION
Scale: 1:100



9 DROP OFF/PICK UP SECTION
Scale: 1:100

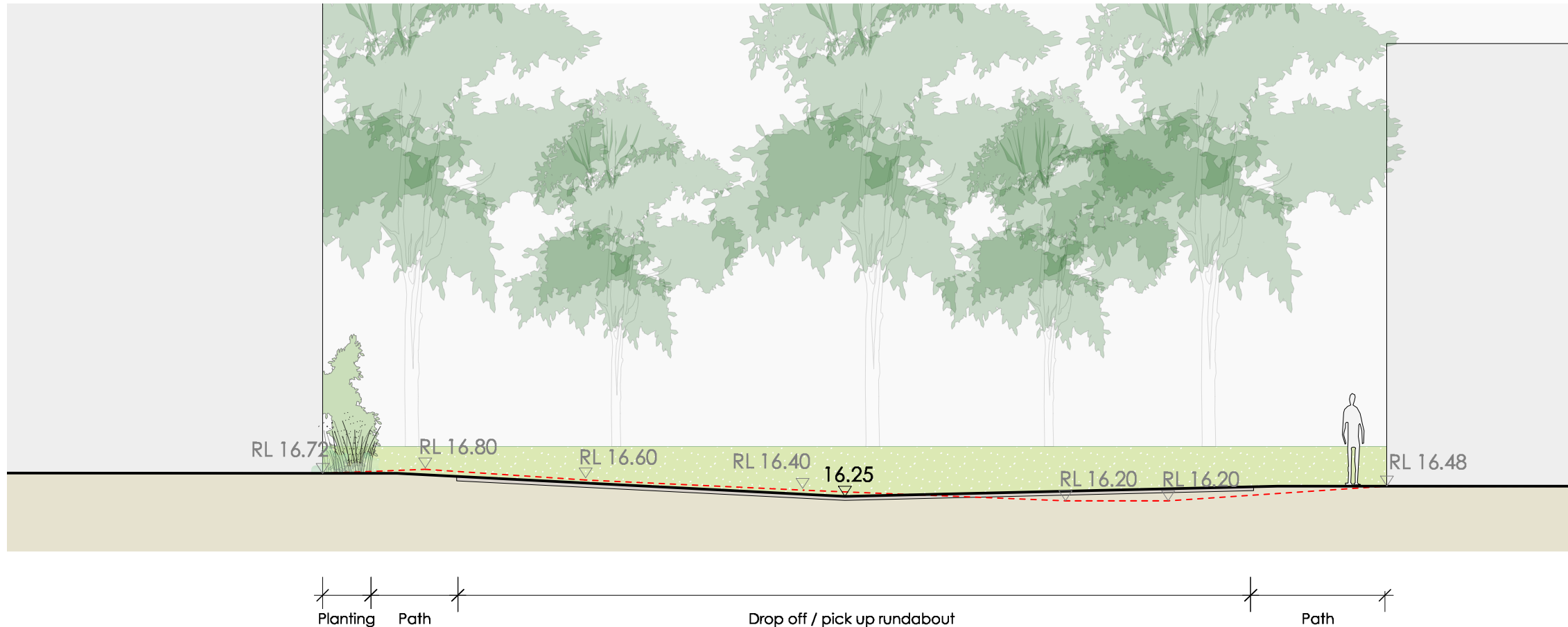
northern beaches council

THIS PLAN IS TO BE READ IN CONJUNCTION WITH THE CONDITIONS OF DEVELOPMENT CONSENT

DA2019/1274

NOT FOR CONSTRUCTION

<p>- Dimension in millimetres. - Confirm all dimensions and levels on site prior to commencing work. - Use figured dimensions only. - Do not scale. - Comply with relevant authorities requirements, the Building Code of Australia and all relevant Australian Standards when executing works described in this drawing.</p>				<p>LANDSCAPE ARCHITECT</p> <p>jane irwin landscape architecture Studio 203, Level 2, 61 Marlborough Street Surry Hills NSW 2010 Telephone 61 2 9212 6957 Email info@jila.net.au Web www.jila.net.au</p>		<p>CLIENT</p> <p>Neeson Murcutt Architects PTY LTD</p>		<p>PROJECT TITLE</p> <p>Pittwater House Schools - Stage 1</p> <p>70 South Creek Road, Collaroy NSW 2097</p>		<p>DRAWING TITLE</p> <p>Landscape Sections 04</p> <p>Scale @ A3 1:100</p> <p>Job No 190601</p> <p>Drawing Status Development Application</p> <p>Drawing No L-DA-504</p> <p>Issue A</p>	
A	ISSUED FOR DA	24/10/19	AH	Copyright in all documents and drawings prepared by JILA and in any work executed from those documents and drawings shall remain the property of JILA or on creation vest in JILA.							
Issue	Description	Date	By								

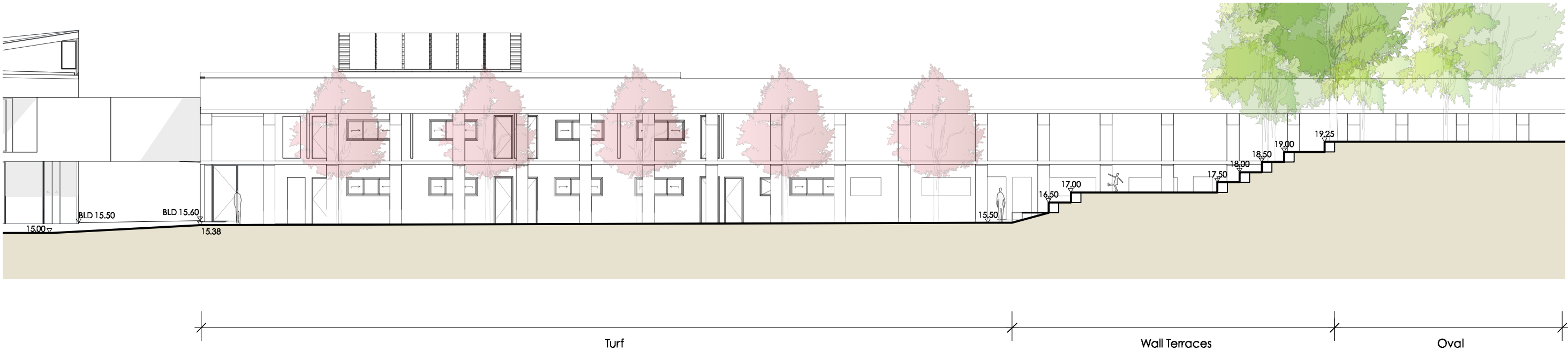


northern beaches council

THIS PLAN IS TO BE READ IN CONJUNCTION WITH THE CONDITIONS OF DEVELOPMENT CONSENT

DA2019/1274

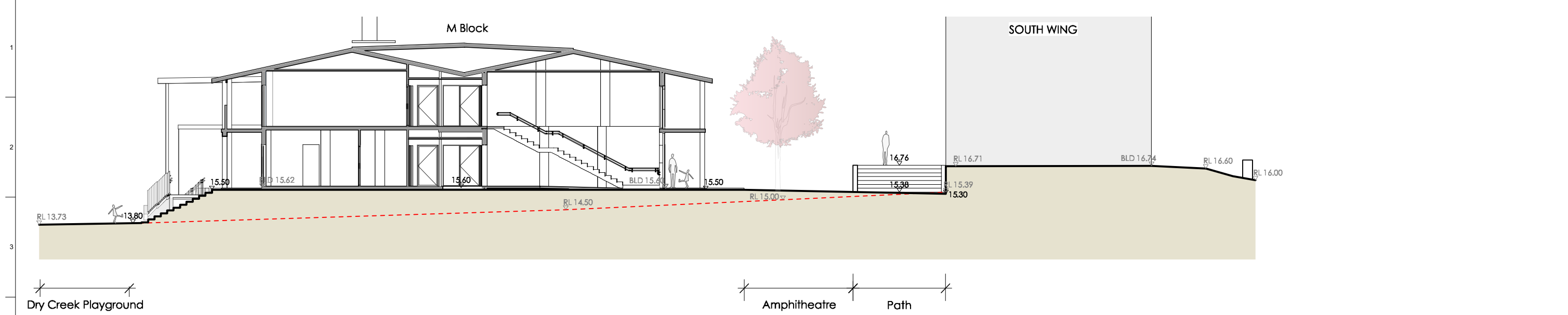
10 DROP OFF/PICK UP SECTION
Scale: 1:100



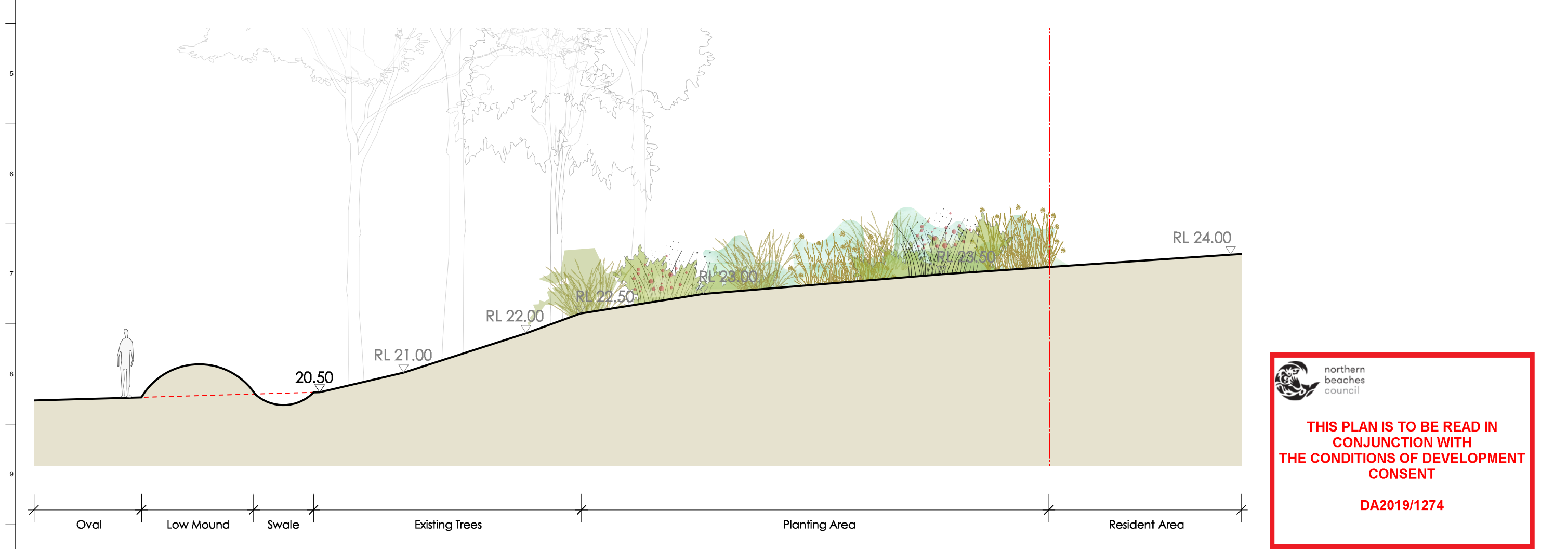
11 AMPHITHEATRE LANDSCAPE SECTION
Scale: 1:200

NOT FOR CONSTRUCTION

<ul style="list-style-type: none"> - Dimension in millimetres. - Confirm all dimensions and levels on site prior to commencing work. - Use figured dimensions only. - Do not scale. - Comply with relevant authorities requirements, the Building Code of Australia and all relevant Australian Standards when executing works described in this drawing. 				<p>LANDSCAPE ARCHITECT</p> <p>jane irwin landscape architecture</p> <p>Studio 203, Level 2, 61 Marlborough Street Surry Hills NSW 2010 Telephone 61 2 9212 6957 Email info@jila.net.au Web www.jila.net.au</p> <p>jila</p>		<p>CLIENT</p> <p>Neeson Murcutt Architects PTY LTD</p>		<p>PROJECT TITLE</p> <p>Pittwater House Schools - Stage 1</p> <p>70 South Creek Road, Collaroy NSW 2097</p>		<p>DRAWING TITLE</p> <p>Landscape Sections 05</p> <p>Scale @ A3 Varies</p> <p>Job No 190601</p> <p>Drawing Status Development Application</p> <p>Drawing No L-DA-505</p> <p>Issue A</p>	
A	ISSUED FOR DA	24/10/19	AH	Copyright in all documents and drawings prepared by JILA and in any work executed from those documents and drawings shall remain the property of JILA or on creation vest in JILA.							
Issue	Description	Date	By								



14 NEW BUILDING & M BLOCK PASS
Scale: 1:200



15 NORTHERN OVAL - SWALE & LOW MOUND
Scale: 1:100

 northern beaches council

THIS PLAN IS TO BE READ IN CONJUNCTION WITH THE CONDITIONS OF DEVELOPMENT CONSENT

DA2019/1274

NOT FOR CONSTRUCTION

<p>- Dimension in millimetres. - Confirm all dimensions and levels on site prior to commencing work. - Use figured dimensions only. - Do not scale. - Comply with relevant authorities requirements, the Building Code of Australia and all relevant Australian Standards when executing works described in this drawing.</p>		<p>LANDSCAPE ARCHITECT</p> <p>jane irwin landscape architecture Studio 203, Level 2, 61 Marlborough Street Sunny Hills NSW 2010 Telephone 61 2 9212 6957 Email info@jila.net.au Web www.jila.net.au</p> 		<p>CLIENT</p> <p>Neeson Murcutt Architects PTY LTD</p>		<p>PROJECT TITLE</p> <p>Pittwater House Schools 70 South Creek Road, Collaroy NSW 2097</p>		<p>DRAWING TITLE</p> <p>Landscape Sections 07</p> <p>Scale @ A3 Varies</p> <p>Job No 190601</p> <p>Drawing Status Development Application</p> <p>Drawing No L-DA-507</p> <p>Issue A</p>	
<p>Copyright in all documents and drawings prepared by JILA and in any work executed from those documents and drawings shall remain the property of JILA or on creation vest in JILA.</p>									
<p>Drafted By: AH</p>		<p>Drafting Checked: JI</p>							