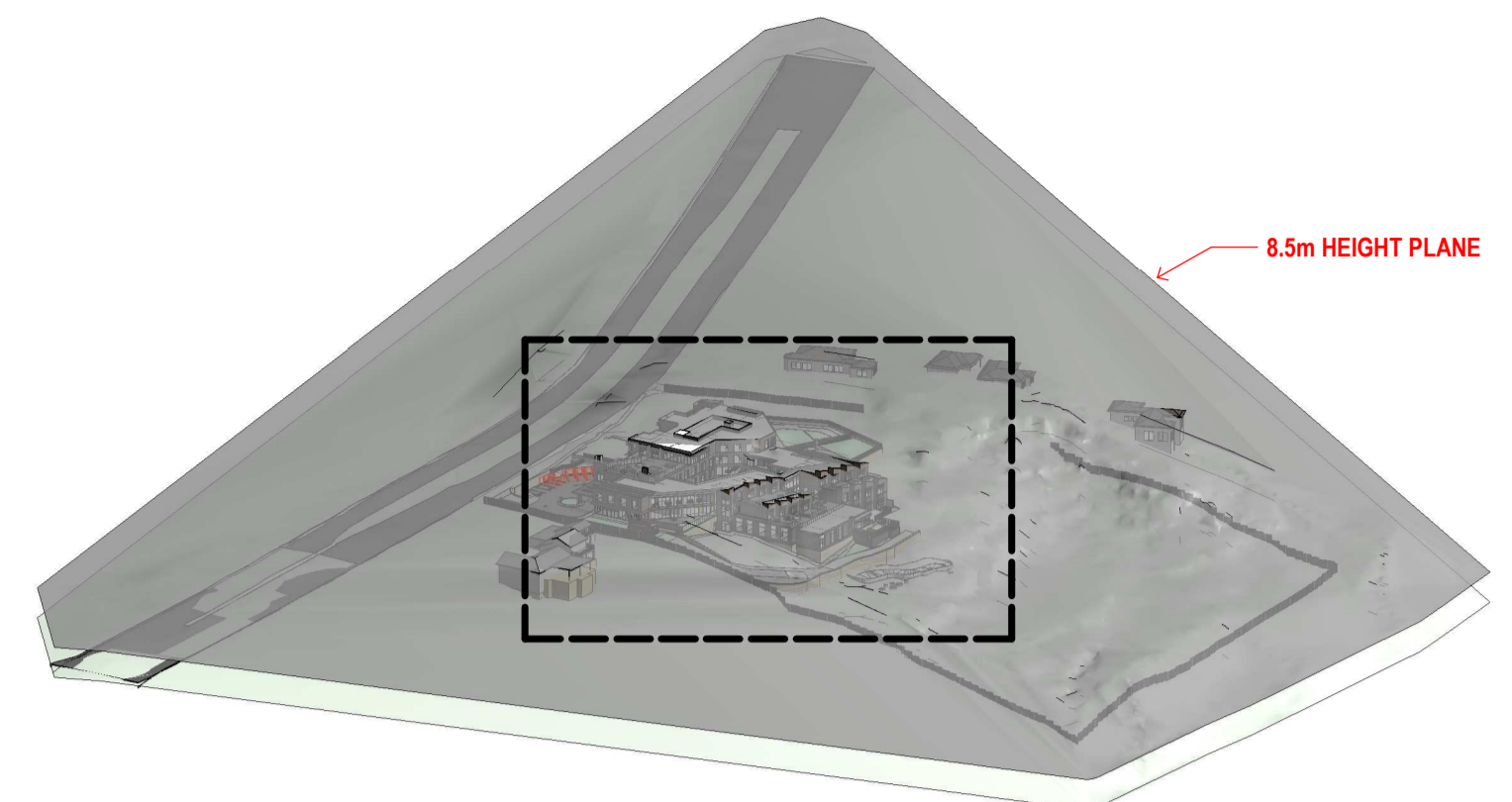


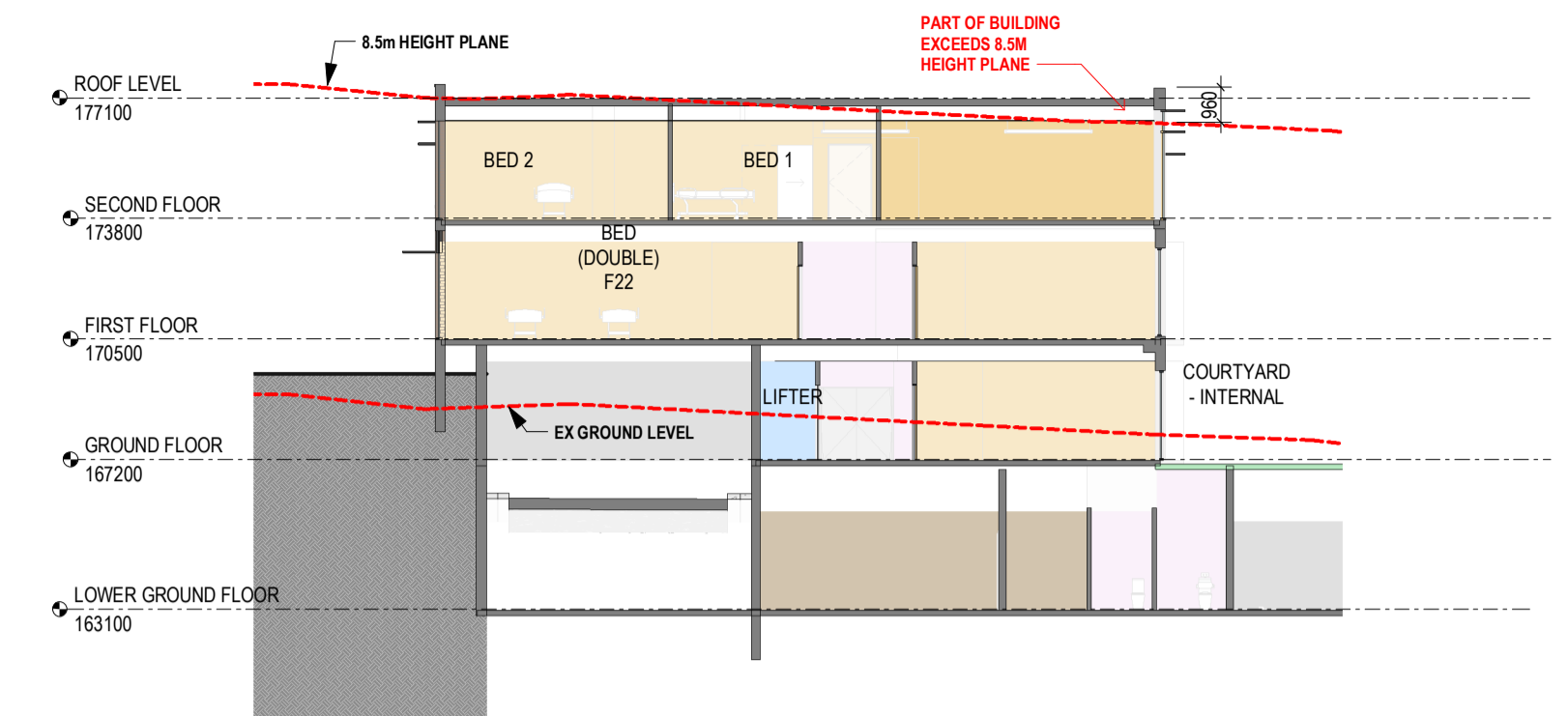
| Revision | Date | Details | Initials | Checked |
|----------|----------|---------------------------------------|----------|---------|
| A | 20190331 | DEVELOPMENT APPLICATION RE-SUBMISSION | JT | VC |
| B | 20191016 | COUNCIL REVIEW | JT | VC |
| C | 20200929 | EMERGENCY ACC | VC | VC |
| D | 20220425 | 4.56 SUBMISSION | VC | VC |

SURVEY NOTES
 Survey data included in this drawing is based on survey drawing and is provided for preliminary design purposes only. As this drawing is based on information supplied by others, reference must be made to original survey drawings verified against site conditions.

GENERAL NOTES
Morrison Design Partnership Pty. Limited accept no responsibility for the usability, completeness or accuracy of data transferred electronically. Recipients should when necessary request a hard copy version for verification. This drawing shall be read in conjunction with all architectural and other Consultants drawings and specifications and with such other written instructions as may be issued during the course of the contract. Figured dimensions shall be taken in preference to scaling. All level, datum points and dimensions on this drawing shall be verified by the builder on site. All discrepancies shall be referred to the architect for direction before proceeding with any works. **DO NOT SCALE THIS DRAWING.**



1 8.5M HEIGHT PLANE STUDY - OVERALL
SCALE



3 Section 1-height Plane
SCALE 1 : 200



2 8.5M HEIGHT PLANE STUDY - DETAILS
SCALE

4.56

CLIENT/APPLICANT:
REGIS AGED CARE
 PO Box 8373
 Level 2, 615 Dandenong Rd.
 Armadale VIC 3143

ARCHITECT:
Morrison Design Partnership Pty Ltd
 Suite 302 / 69 Christie St
 St Leonards NSW 2065
 Ph: 02 9966 5566

architecture
 interior design
 project management

NSW ARCHITECT: G. COLLETTON #7621
 ACN: 001 595 268 ABN: 44 001 595 268 mdpdesign@mdp.com.au
 Suite 302/69 Christie Street St. Leonards NSW 2065 | 02 99665566 | www.mdp.com.au

©Copyright
 These drawings and designs and the copyright thereof are the property of Morrison Design Partnership Pty. Ltd. and must not be altered, used, related, or copied wholly or in part without the written permission of Morrison Design Partnership Pty. Ltd. ACN 001 595 268.
 This drawing is based on information supplied by others, and must not be relied upon unless checked against site conditions.

PROJECT:
BELROSE MANOR
 RESIDENTIAL AGED CARE FACILITY
 181 FOREST WAY
 BELROSE NSW 2085

DRAWING:
HEIGHT PLANE ANALYSIS
DIAGRAMS

| | | |
|--------------------------------|--------------------------|---|
| PROJECT NO. 3169 | REVISION NO. D | Morrison Design Partnership ARCHITECTS <small>Since 1968</small> |
| DRAWING NO. DA021 | ARCHITECT: YEE CHEN | |
| SCALE: 1 : 200 @ A1 | DATE: 20220405 | |
| PROJECT DIRECTOR: MARKAM RALPH | | |

| Revision | Date | Details | Initials | Checked |
|----------|----------|--------------------|----------|---------|
| E | 20191003 | COUNCIL MEETING | VC | |
| F | 20191014 | COUNCIL REVIEW | VC | VC |
| G | 20191014 | COUNCIL REVIEW | J | VC |
| H | 20191101 | FOR COORDINATION | VC | |
| I | 20191118 | FOR INFORMATION | VC | |
| J | 20200921 | EMERGENCY ACC | VC | |
| K | 20210707 | ADDITIONAL PARKING | VC | |
| L | 20210918 | FOR INFORMATION | VC | |
| M | 20211012 | FOR CLIENT REVIEW | VC | |
| N | 20220405 | AS5 SUBMISSION | VC | |

SURVEY NOTES
 Survey data included in this drawing is based on survey drawing and is provided for preliminary design purposes only. As this drawing is based on information supplied by others, reference must be made to original survey drawings verified against site conditions.

GENERAL NOTES
 Morrison Design Partnership Pty. Limited accept no responsibility for the usability, completeness or accuracy of data transferred electronically. Recipients should when necessary request a hard copy version for verification. This drawing shall be read in conjunction with all architectural and other Consultants drawings and specifications and with such other written instructions as may be issued during the course of the contract. Figured dimensions shall be taken in preference to scaling. All level, datum points and dimensions on this drawing shall be verified by the builder on site. All discrepancies shall be referred to the architect for direction before proceeding with any works. **DO NOT SCALE THIS DRAWING.**

- NEW TREE REFER TO LANDSCAPE DOCUMENTATION
- EXISTING TREE TO REMAIN REFER TO ARBORIST REPORT
- EXTENT OF PLANTING REFER TO LANDSCAPE DOCUMENTATION
- STORMWATER PIT, REFER TO CIVIL DOCUMENTATION
- JUNCTION PIT, REFER TO CIVIL DOCUMENTATION
- 2 HOURS FIRE WALL & HORIZONTAL EXITS
- APZ - ASSET PROTECTION ZONE (REFER TO BUSH FIRE REPORT)
- EXISTING BUILDINGS TO BE DEMOLISHED (ROOF OUTLINE)
- EXISTING SERVICES, REFER TO SURVEY

4.56 AMENDMENTS

Lxx REFER TO THE SUMMARY OF DESIGN CHANGES

NOTES:
 APZ ASSET PROTECTION ZONE, REFER TO BUSH FIRE REPORT FOR DETAILS.
 1. STORMWATER ENGINEERING, REFER TO ENGINEER DESIGN DOCUMENTS FOR DETAILS.



4.56

CLIENT/APPLICANT:
REGIS AGED CARE
 PO Box 8373
 Level 2, 615 Dandenong Rd,
 Armadale VIC 3143

ARCHITECT:
Morrison Design Partnership Pty Ltd
 Suite 302 / 69 Christie St
 St Leonards NSW 2055
 Ph: 02 9946 5546

architecture
 interior design
 project management

NSW ARCH REG ARCHITECT: G. COLLETTON #7421
 ACN: 001 595 268 ABN: 44 001 595 268 morrisondesign@mdp.com.au
 Suite 302/69 Christie Street St. Leonards NSW 2055 (02 99465546) www.mdp.com.au

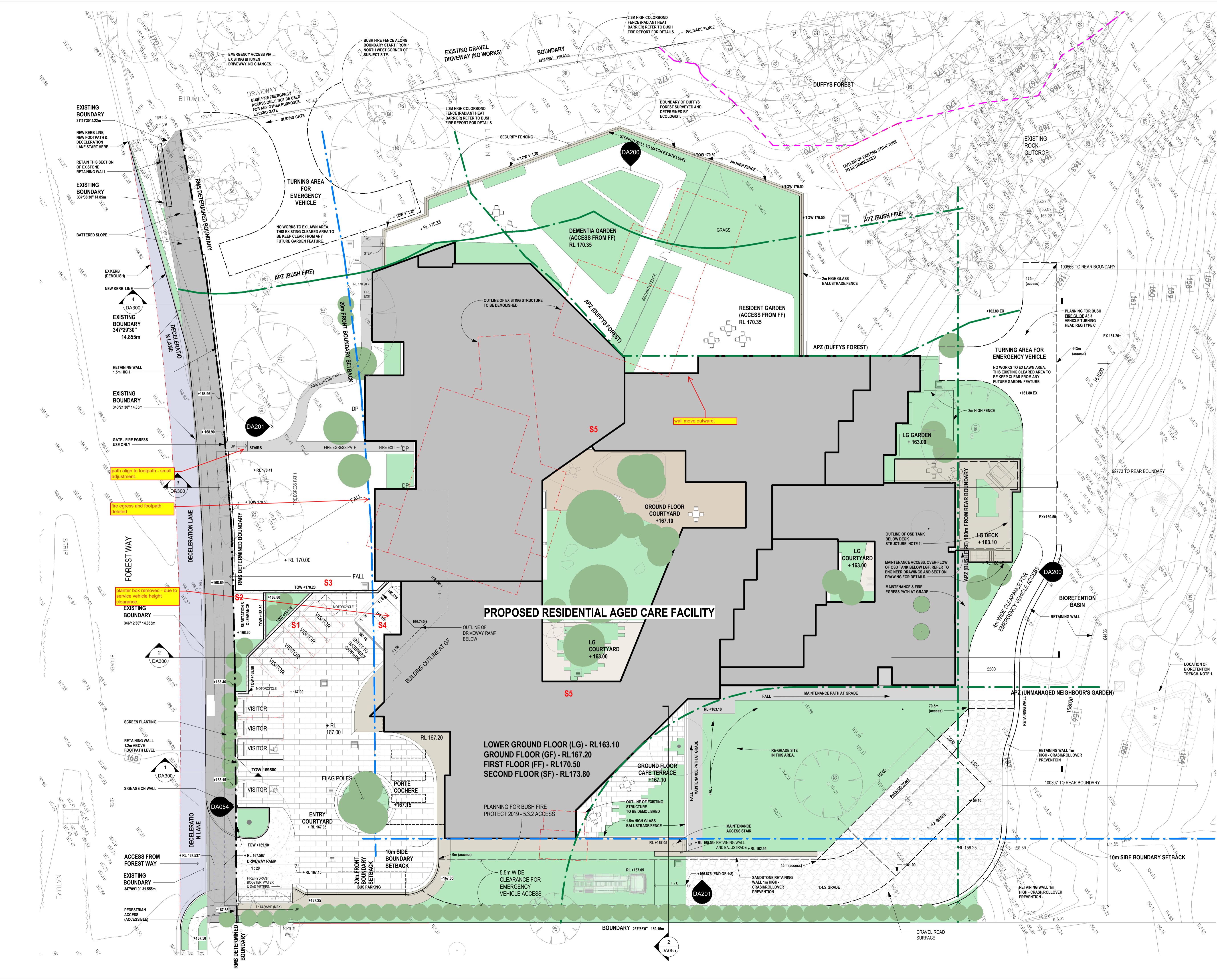
©Copyright
 These drawings and designs and the copyright thereof are the property of Morrison Design Partnership Pty. Ltd. and must not be altered, used, related or copied wholly or in part without the written permission of Morrison Design Partnership Pty. Ltd. ACN 001 595 268.

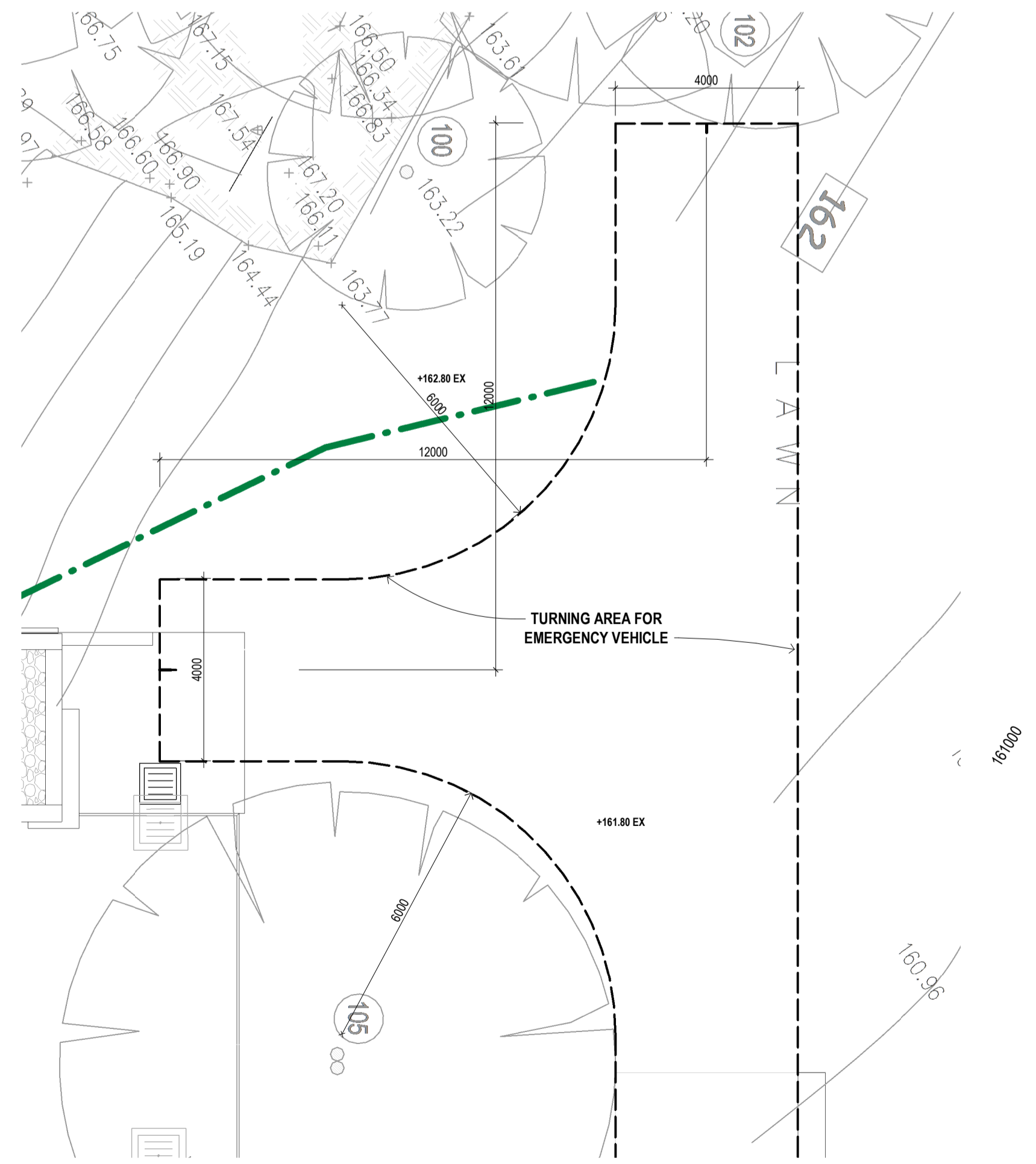
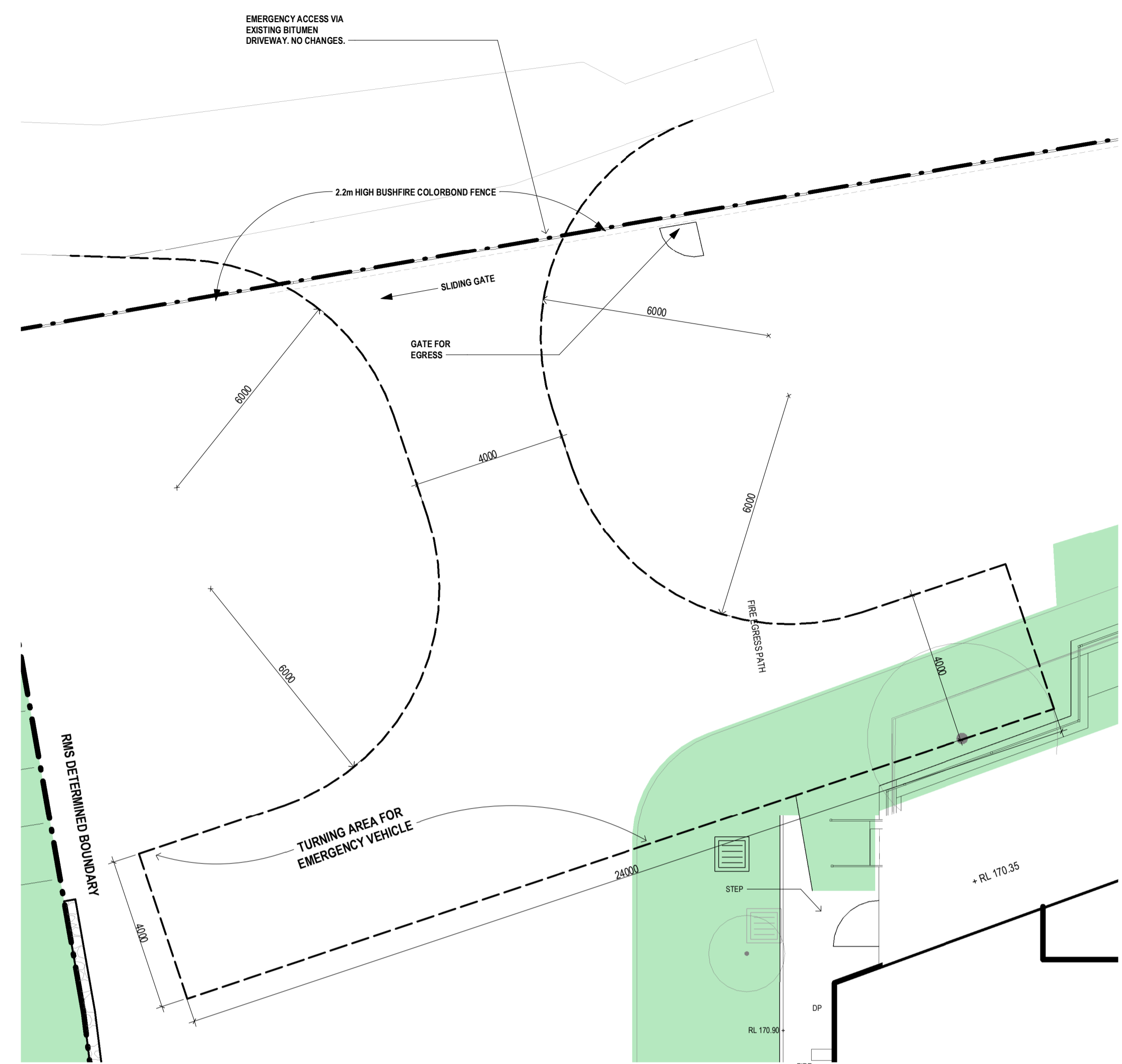
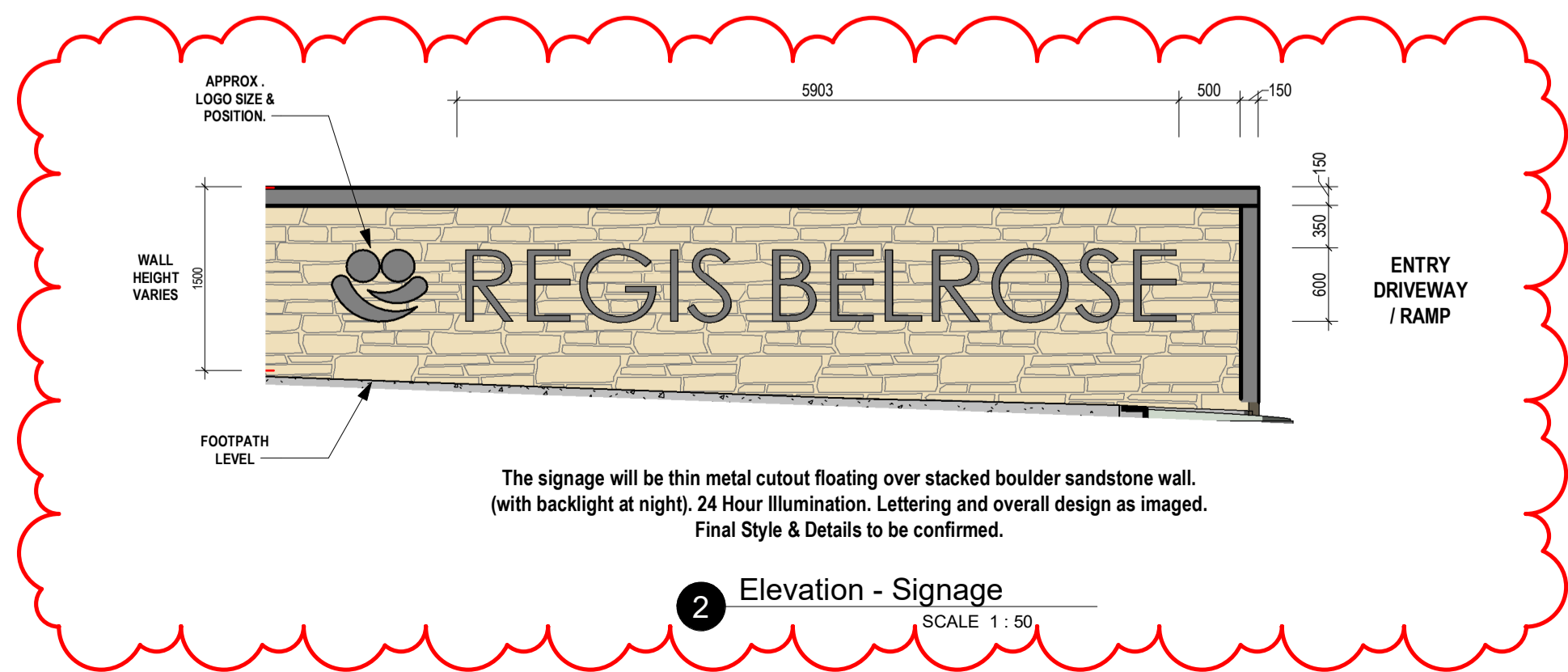
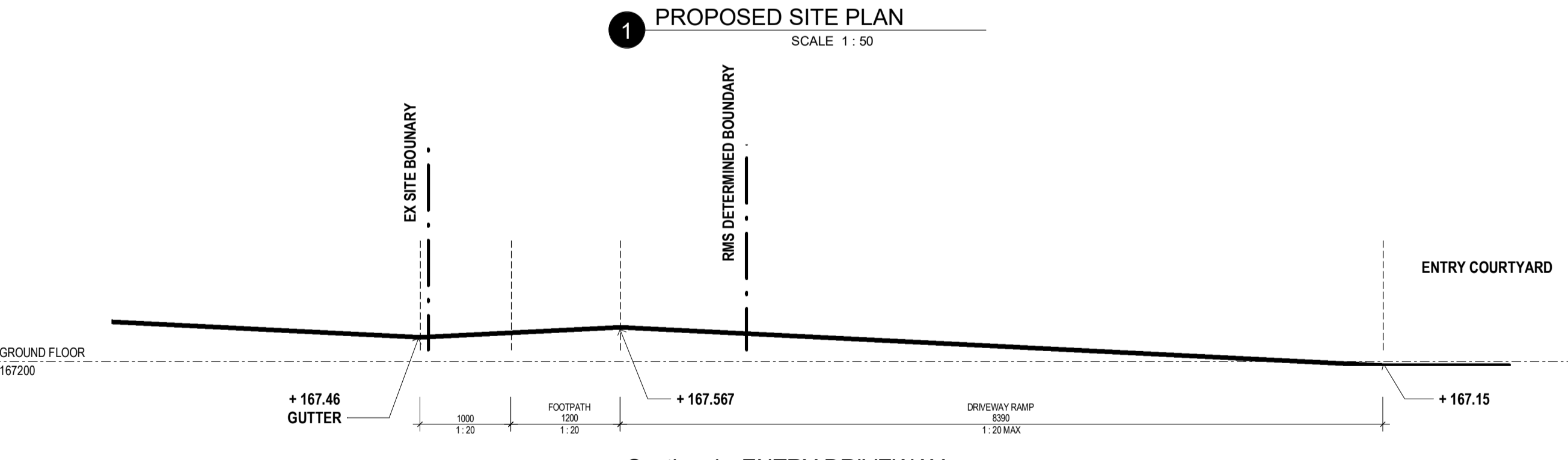
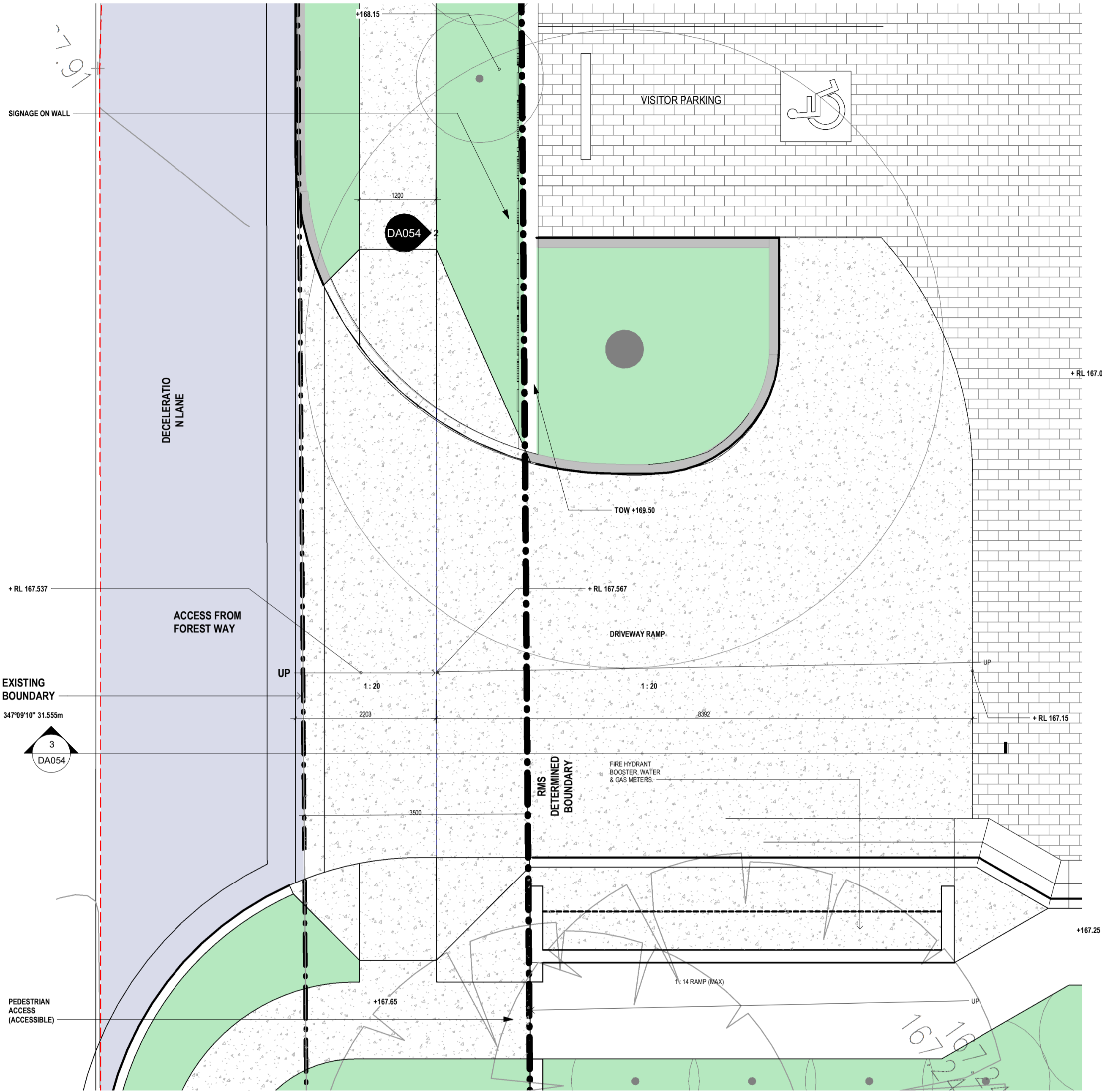
This drawing is based on information supplied by others, and must not be relied upon unless checked against site conditions.

PROJECT:
BELROSE MANOR
 RESIDENTIAL AGED CARE FACILITY
 181 FOREST WAY
 BELROSE NSW 2085

DRAWING:
SITE PLAN

| | | |
|-----------------------------|---|--|
| PROJECT NO. 3169 | REVISION NO. N | Morrison Design Partnership ARCHITECTS Since 1969 |
| DRAWING NO. DA050 | SCALE: As indicated @ ARCHITECT: 1/8" = 1'-0" | |
| DATE: 20220405 | PROJECT DIRECTOR: MARK RALPH | |





| Revision | Date | Details | Initials | Checked |
|----------|----------|---------------------------------------|----------|---------|
| A | 20190331 | DEVELOPMENT APPLICATION RE-SUBMISSION | JT | VC |
| B | 20190327 | FOR COORDINATION | VC | VC |
| C | 20190625 | FOR COORDINATION | VC | VC |
| D | 20220405 | 4.54 SUBMISSION | VC | VC |

SURVEY NOTES
Survey data included in this drawing is based on survey drawing and is provided for preliminary design purposes only. As this drawing is based on information supplied by others, reference must be made to original survey drawings verified against site conditions.

GENERAL NOTES
Morrison Design Partnership Pty. Limited accept no responsibility for the usability, completeness or accuracy of data transferred electronically. Recipients should when necessary request a hard copy version for verification. This drawing shall be read in conjunction with all architectural and other Consultants drawings and specifications and with such other written instructions as may be issued during the course of the contract. Figured dimensions shall be taken in preference to scaling. All level, datum points and dimensions on this drawing shall be verified by the builder on site. All discrepancies shall be referred to the architect for direction before proceeding with any works. **DO NOT SCALE THIS DRAWING.**

4.56

CLIENT/APPLICANT:
REGIS AGED CARE
PO Box 8373
Level 2, 615 Dandenong Rd.
Armadale VIC 3143

ARCHITECT:
Morrison Design Partnership Pty Ltd
Suite 302 / 69 Christie St
St Leonards NSW 2065
Ph: 02 9966 5564

architecture
interior design
project management

NSW ARCHITECT: G. COLLETTON #7521
ACN: 001 595 268 ABN: 44 001 595 268 morrisondesign@mdp.com.au
Suite 302 69 Christie Street St. Leonards NSW 2065 (02 99665564) www.mdp.com.au

PROJECT:
BELROSE MANOR
RESIDENTIAL AGED CARE FACILITY
181 FOREST WAY
BELROSE NSW 2085

DRAWING:
SITE DETAILS

PROJECT NO. **3169** REVISION NO. **D**
DRAWING NO. **DA054**
SCALE: As indicated @ ARCHITECT: SEE CHN
DATE: 20220405
PROJECT DIRECTOR: MARKAM RALPH

Morrison Design Partnership
ARCHITECTS
Since 1968

GENERAL PROJECT INFORMATION:

- BEDROOMS NUMBERS** : (TOTAL = 103 BEDROOM)
- BEDS NUMBERS** : (TOTAL = 105 BED)
- LOWER GROUND FLOOR** - 18 BEDROOM
16 SINGLE BED
0 DOUBLE BED
- GROUND FLOOR** - 28 BEDROOM
27 SINGLE BED
2 DOUBLE BED
- FIRST FLOOR** - 41 BEDROOM
(INCL 14 DEMENTIA)
40 SINGLE BED
2 DOUBLE BED
- SECOND FLOOR** - 16 BEDROOM
16 SINGLE BED
0 DOUBLE BED

L12

- ADMIN
- ANCILLARY STORAGE
- BOH NON-STAFFED
- BOH STAFFED
- CIRCULATION AREAS
- COMMUNAL RESIDENTIAL
- DEMENTIA SECURED AREA
- LIFESTYLE OFFERINGS
- LOBBY
- MEDICAL CARE FACILITIES
- MISC.
- OUTDOOR SPACES
- PRIVATE RESIDENTIAL
- SHARED FACILITIES
- SITE ARRIVAL

| Revision | Date | Details | Initials | Checked |
|----------|----------|-------------------|----------|---------|
| A | 20210410 | FOR INFORMATION | | VC |
| B | 20210411 | FOR INFORMATION | | VC |
| C | 20210411 | FOR INFORMATION | | VC |
| D | 20211012 | FOR CLIENT REVIEW | | VC |
| E | 20220405 | 4.56 SUBMISSION | | VC |

SURVEY NOTES
Survey data included in this drawing is based on survey drawing and is provided for preliminary design purposes only. As this drawing is based on information supplied by others, reference must be made to original survey drawings verified against site conditions.

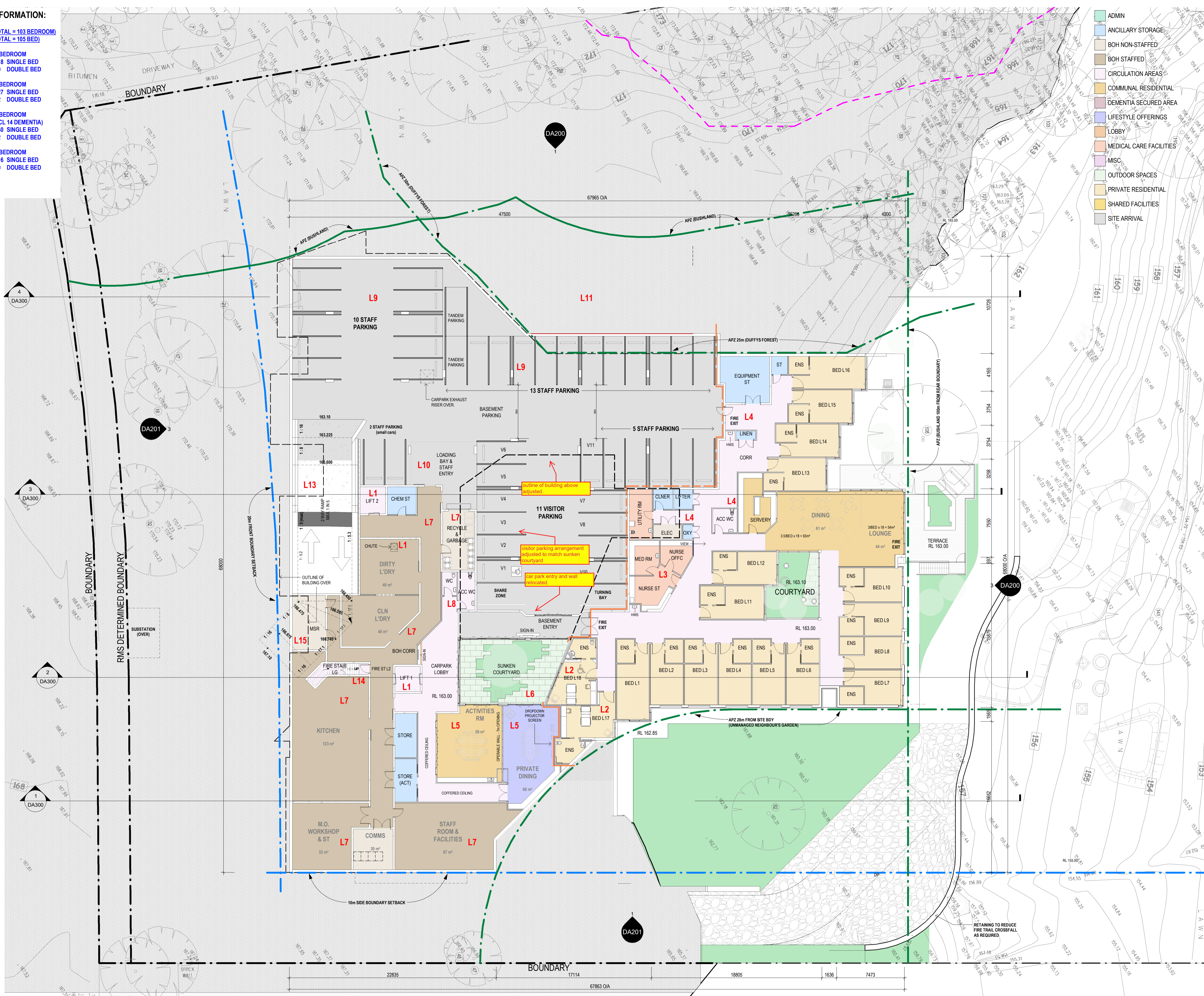
GENERAL NOTES
Morrison Design Partnership Pty. Limited accept no responsibility for the usability, completeness or accuracy of data transferred electronically. Recipients should when necessary request a hard copy version for verification. This drawing shall be read in conjunction with all architectural and other Consultants drawings and specifications and with such other written instructions as may be issued during the course of the contract. Figured dimensions shall be taken in preference to scaling. All level, datum points and dimensions on this drawing shall be verified by the builder on site. All discrepancies shall be referred to the architect for direction before proceeding with any works. **DO NOT SCALE THIS DRAWING.**

- NEW TREE REFER TO LANDSCAPE DOCUMENTATION
- EXISTING TREE TO REMAIN REFER TO ARBORIST REPORT
- EXTENT OF PLANTING REFER TO LANDSCAPE DOCUMENTATION
- STORMWATER PIT REFER TO CIVIL DOCUMENTATION
- JUNCTION PIT REFER TO CIVIL DOCUMENTATION
- 2 HOURS FIRE WALL & HORIZONTAL EXITS
- APZ - ASSET PROTECTION ZONE (REFER TO BUSH FIRE REPORT)
- EXISTING BUILDINGS TO BE DEMOLISHED (ROOF OUTLINE)

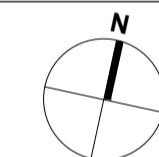
EXTERNAL WALL 300MM OVERALL (OR LESS)
TYPE 1: BRICK VENEER
TYPE 2: FRAMED WALL - FIBRE CEMENT/METAL CLADDING
TYPE 3: CONCRETE

INTERNAL WALL:
TYPE A: STRUCTURAL BLOCK WALL 200/300MM
TYPE B: FRAMED WALL - PLASTERBOARD 120/150MM

4.56 AMENDMENTS
L xx REFER TO THE SUMMARY OF DESIGN CHANGES



1 LOWER GROUND FLOOR PLAN
SCALE 1 : 200



4.56

CLIENT/APPLICANT:
REGIS AGED CARE
PO Box 8373
Level 2, 615 Dandenong Rd.
Armadale VIC 3143



ARCHITECT:
Morrison Design Partnership Pty Ltd
Suite 302 / 69 Christie St
St Leonards NSW 2055
Ph: 02 9966 5564

architecture
interior design
project management

NSW ARCH REG ARCHITECT: G. COLLETTON #7621
ACN: 001 595 268 ABN: 44 001 595 268 morrisondesign@mdp.com.au
Suite 302/69 Christie Street St Leonards NSW 2055 | 02 99665564 | www.mdp.com.au

©Copyright
These drawings and designs and the copyright thereof are the property of Morrison Design Partnership Pty. Ltd. and must not be altered, used, related or copied wholly or in part without the written permission of Morrison Design Partnership Pty. Ltd. ACN 001 595 268.

This drawing is based on information supplied by others, and must not be relied upon unless checked against site conditions.

PROJECT:
BELROSE MANOR
RESIDENTIAL AGED CARE FACILITY
181 FOREST WAY
BELROSE NSW 2085

DRAWING:
LOWER GROUND FLOOR PLAN

| | | |
|--|--------------------------|--|
| PROJECT NO. 3169 | REVISION NO. E | Morrison Design Partnership ARCHITECTURE Since 1969 |
| DRAWING NO. DA101 | | |
| SCALE: As Indicated @ ARCHITECT: SEE CHN | | |
| DATE: 20220405 | | |
| PROJECT DIRECTOR: MARKAM RAJPH | | |

GENERAL PROJECT INFORMATION:

BEDROOMS NUMBERS : (TOTAL = 103 BEDROOM)
BEDS NUMBERS : (TOTAL = 105 BED)

LOWER GROUND FLOOR - 18 BEDROOM
 16 SINGLE BED
 0 DOUBLE BED

GROUND FLOOR - 28 BEDROOM
 27 SINGLE BED
 2 DOUBLE BED

FIRST FLOOR - 41 BEDROOM
 (INCL 14 DEMENTIA)
 40 SINGLE BED
 2 DOUBLE BED

SECOND FLOOR - 16 BEDROOM
 16 SINGLE BED
 0 DOUBLE BED

G18

- ADMIN
- ANCILLARY STORAGE
- BOH NON-STAFFED
- BOH STAFFED
- CIRCULATION AREAS
- COMMUNAL RESIDENTIAL
- DEMENTIA SECURED AREA
- LIFESTYLE OFFERINGS
- LOBBY
- MEDICAL CARE FACILITIES
- MISC.
- OUTDOOR SPACES
- PRIVATE RESIDENTIAL
- SHARED FACILITIES
- SITE ARRIVAL

| Revision | Date | Details | Initials | Checked |
|----------|----------|-------------------|----------|---------|
| F | 20190111 | DA AMENDMENT | | |
| G | 20191022 | COUNCIL MEETING | | VC |
| H | 20191024 | COUNCIL REVIEW | | VC |
| I | 20191014 | COUNCIL REVIEW | | VC |
| J | 20191118 | DA AMENDMENT | | VC |
| K | 20200909 | EMERGENCY ACC | | VC |
| L | 20210411 | FOR INFORMATION | | VC |
| M | 20210818 | FOR INFORMATION | | VC |
| N | 20221012 | FOR CLIENT REVIEW | | VC |
| O | 20220425 | 4.56 SUBMISSION | | VC |

SURVEY NOTES
 Survey data included in this drawing is based on survey drawing and is provided for preliminary design purposes only. As this drawing is based on information supplied by others, reference must be made to original survey drawings verified against site conditions.

GENERAL NOTES
 Morrison Design Partnership Pty. Limited accept no responsibility for the usability, completeness or accuracy of data transferred electronically. Recipients should when necessary request a hard copy version for verification. This drawing shall be read in conjunction with all architectural and other Consultants drawings and specifications and with such other written instructions as may be issued during the course of the contract. Figured dimensions shall be taken in preference to scaling. All level, datum points and dimensions on this drawing shall be verified by the builder on site. All discrepancies shall be referred to the architect for direction before proceeding with any works. **DO NOT SCALE THIS DRAWING.**

- NEW TREE
REFER TO LANDSCAPE DOCUMENTATION
- EXISTING TREE TO REMAIN
REFER TO ARBORIST REPORT
- EXTENT OF PLANTING
REFER TO LANDSCAPE DOCUMENTATION
- STORMWATER PIT.
REFER TO CIVIL DOCUMENTATION
- JUNCTION PIT.
REFER TO CIVIL DOCUMENTATION
- 2 HOURS FIRE WALL & HORIZONTAL EXITS
- APZ - ASSET PROTECTION ZONE
(REFER TO BUSH FIRE REPORT)
- EXISTING BUILDINGS TO BE DEMOLISHED
(ROOF OUTLINE)

EXTERNAL WALL 300MM OVERALL (OR LESS)
 TYPE 1: BRICK VENEER
 TYPE 2: FRAMED WALL- FIBRE CEMENT/METAL CLADDING
 TYPE 3: CONCRETE

INTERNAL WALL:
 TYPE A: STRUCTURAL BLOCK WALL 200/300MM
 TYPE B: FRAMED WALL- PLASTERBOARD 120/150MM

4.56 AMENDMENTS
 L xx REFER TO THE SUMMARY OF DESING CHANGES



4.56

CLIENT/APPLICANT:
REGIS AGED CARE
 PO Box 8373
 Level 2, 615 Dandenong Rd.
 Armadale VIC 3143

ARCHITECT:
Morrison Design Partnership Pty Ltd
 Suite 302 / 69 Christie St
 St Leonards NSW 2055
 Ph: 02 9946 5544

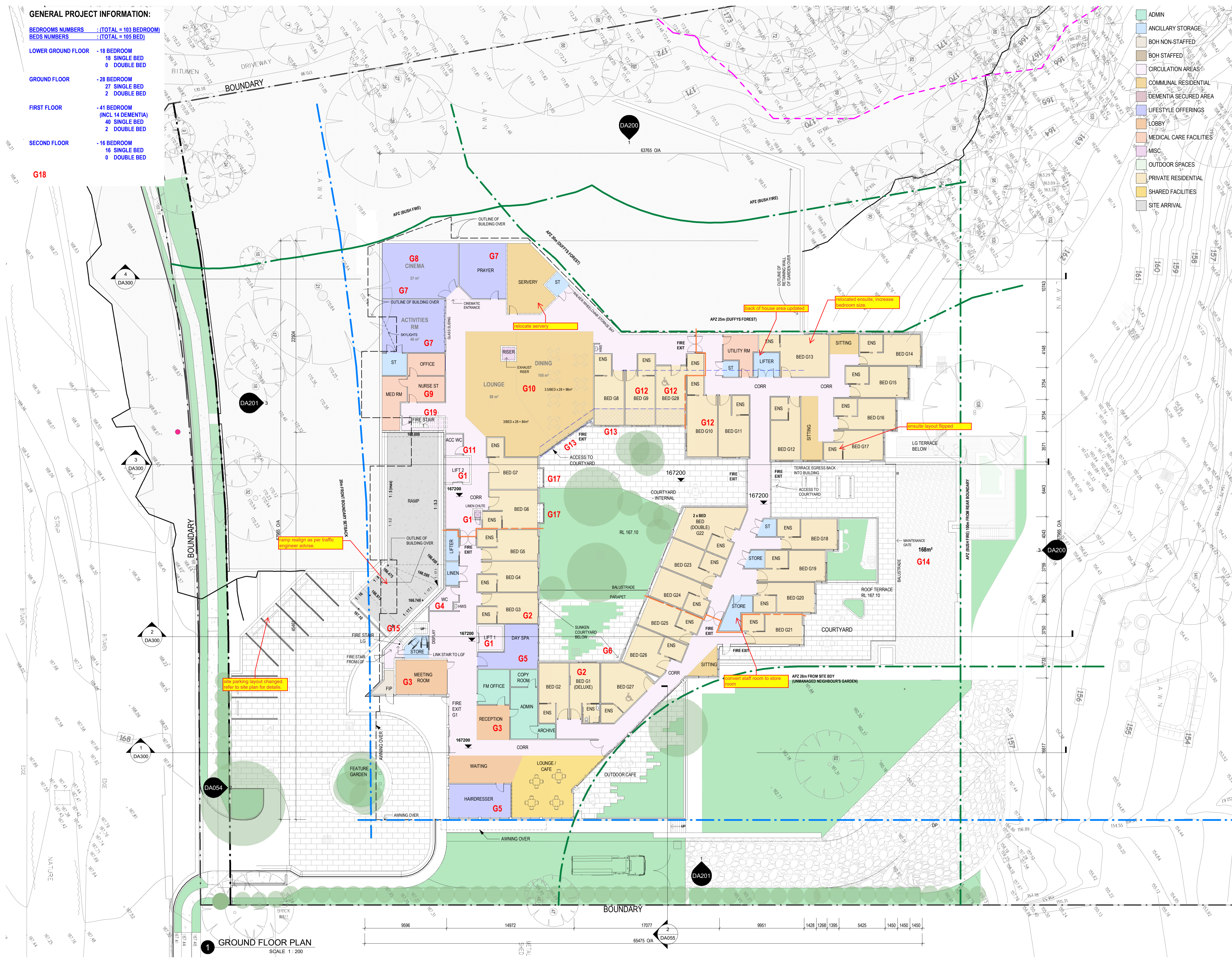
architecture interior design project management

NSW ARB REG ARCHITECT: G. OLLERTON #7421
 ACN: 001 595 268 ABN: 44 001 595 268 morrisondesign@mdp.com.au
 Suite 302/69 Christie Street St. Leonards NSW 2055 | 02 99465544 | www.mdp.com.au

PROJECT:
BELROSE MANOR
 RESIDENTIAL AGED CARE FACILITY
 181 FOREST WAY
 BELROSE NSW 2085

DRAWING:
GROUND FLOOR PLAN

PROJECT NO. **3169** REVISION NO. **0**
 DRAWING NO. **DA102**
 SCALE: As indicated @ ARCHITECT: 1:500
 DATE: 20220405
 PROJECT DIRECTOR: MARKAM RAJPH



1 GROUND FLOOR PLAN
 SCALE 1:200

GENERAL PROJECT INFORMATION:

BEDROOM NUMBERS : (TOTAL = 103 BEDROOM)
BEDS NUMBERS : (TOTAL = 105 BED)

LOWER GROUND FLOOR - 18 BEDROOM
 18 SINGLE BED
 0 DOUBLE BED

GROUND FLOOR - 28 BEDROOM
 27 SINGLE BED
 2 DOUBLE BED

FIRST FLOOR - 41 BEDROOM
 (INCL 14 DEMENTIA)
 40 SINGLE BED
 2 DOUBLE BED

SECOND FLOOR - 16 BEDROOM
 16 SINGLE BED
 0 DOUBLE BED

F8



- ADMIN
- ANCILLARY STORAGE
- BOH NON-STAFFED
- BOH STAFFED
- CIRCULATION AREAS
- COMMUNAL RESIDENTIAL
- DEMENTIA SECURED AREA
- LIFESTYLE OFFERINGS
- LOBBY
- MEDICAL CARE FACILITIES
- MISC.
- OUTDOOR SPACES
- PRIVATE RESIDENTIAL
- SHARED FACILITIES
- SITE ARRIVAL

| Revision | Date | Details | Initials | Checked |
|----------|----------|-------------------|----------|---------|
| F | 20190111 | DA AMENDMENT | | |
| G | 20191023 | COUNCIL REVIEW | | VC |
| H | 20191014 | COUNCIL REVIEW | | VC |
| I | 20191014 | COUNCIL REVIEW | | VC |
| J | 20191118 | DA AMENDMENT | | VC |
| K | 20200909 | EMERGENCY ACC | | VC |
| L | 20210411 | FOR INFORMATION | | VC |
| M | 20210818 | FOR INFORMATION | | VC |
| N | 20211012 | FOR CLIENT REVIEW | | VC |
| O | 20220405 | 4.56 SUBMISSION | | VC |

SURVEY NOTES
 Survey data included in this drawing is based on survey drawing and is provided for preliminary design purposes only. As this drawing is based on information supplied by others, reference must be made to original survey drawings verified against site conditions.

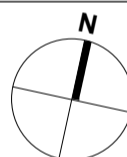
GENERAL NOTES
 Morrison Design Partnership Pty. Limited accept no responsibility for the usability, completeness or accuracy of data transferred electronically. Recipients should when necessary request a hard copy version for verification. This drawing shall be read in conjunction with all architectural and other Consultants drawings and specifications and with such other written instructions as may be issued during the course of the contract. Figures dimensions shall be taken in preference to scaling. All level, datum points and dimensions on this drawing shall be verified by the builder on site. All discrepancies shall be referred to the architect for direction before proceeding with any works. **DO NOT SCALE THIS DRAWING.**

- NEW TREE REFER TO LANDSCAPE DOCUMENTATION
- EXISTING TREE TO REMAIN REFER TO ARBORIST REPORT
- EXTENT OF PLANTING REFER TO LANDSCAPE DOCUMENTATION
- STORMWATER PIT. REFER TO CIVIL DOCUMENTATION
- JUNCTION PIT. REFER TO CIVIL DOCUMENTATION
- 2 HOURS FIRE WALL & HORIZONTAL EXITS
- APZ - ASSET PROTECTION ZONE (REFER TO BUSH FIRE REPORT)
- EXISTING BUILDINGS TO BE DEMOLISHED (ROOF OUTLINE)

EXTERNAL WALL 300MM OVERALL (OR LESS)
 TYPE 1: BRICK VENEER
 TYPE 2: FRAMED WALL- FIBRE CEMENT/METAL CLADDING
 TYPE 3: CONCRETE

INTERNAL WALL:
 TYPE A: STRUCTURAL BLOCK WALL 200/300MM
 TYPE B: FRAMED WALL- PLASTERBOARD 120/150MM

4.56 AMENDMENTS
L xx REFER TO THE SUMMARY OF DESING CHANGES



4.56

CLIENT/APPLICANT:
REGIS AGED CARE
 PO Box 8373
 Level 2, 615 Dandenong Rd.
 Armadale VIC 3143

ARCHITECT:
Morrison Design Partnership Pty Ltd
 Suite 302 / 69 Christie St
 St Leonards NSW 2055
 Ph: 02 9146 5546

architecture interior design project management

NSW ARCHITECT: G. OLLERTON #7421
 A/CN: 001 595 268 ABN: 44 001 595 268 morrisondesign@mdp.com.au
 Suite 302/69 Christie Street St. Leonards NSW 2055 | 02 9146 5546 | www.mdp.com.au

PROJECT:
BELROSE MANOR
 RESIDENTIAL AGED CARE FACILITY
 181 FOREST WAY
 BELROSE NSW 2085

DRAWING:
FIRST FLOOR PLAN

PROJECT NO. **3169** REVISION NO. **0**
 DRAWING NO. **DA103**
 SCALE: As Indicated @ ARCHITECT: SEE CHN
 DATE: **20220405**
 PROJECT DIRECTOR: **MARKAM RAJPH**

Morrison Design Partnership
 ARCHITECTURE Since 1969

GENERAL PROJECT INFORMATION:

- BEDROOMS NUMBERS** : (TOTAL = 103 BEDROOM)
- BEDS NUMBERS** : (TOTAL = 105 BED)
- LOWER GROUND FLOOR** - 18 BEDROOM
18 SINGLE BED
0 DOUBLE BED
- GROUND FLOOR** - 28 BEDROOM
27 SINGLE BED
2 DOUBLE BED
- FIRST FLOOR** - 41 BEDROOM
(INCL 14 DEMENTIA)
40 SINGLE BED
2 DOUBLE BED
- SECOND FLOOR** - 16 BEDROOM
16 SINGLE BED
0 DOUBLE BED

SF7

- ADMIN
- ANCILLARY STORAGE
- BOH NON-STAFFED
- BOH STAFFED
- CIRCULATION AREAS
- COMMUNAL RESIDENTIAL
- DEMENTIA SECURED AREA
- LIFESTYLE OFFERINGS
- LOBBY
- MEDICAL CARE FACILITIES
- MISC.
- OUTDOOR SPACES
- PRIVATE RESIDENTIAL
- SHARED FACILITIES
- SITE ARRIVAL

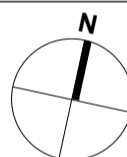
| Revision | Date | Details | Initials | Checked |
|----------|----------|-------------------|----------|---------|
| F | 20190111 | DATE AMENDMENT | | |
| G | 20191031 | COUNCIL MEETING | | VC |
| H | 20191031 | COUNCIL REVIEW | | VC |
| I | 20191014 | COUNCIL REVIEW | | JT |
| J | 20191118 | DATE AMENDMENT | | VC |
| K | 20200909 | EMERGENCY ACC | | VC |
| L | 20210411 | FOR INFORMATION | | VC |
| M | 20210818 | FOR INFORMATION | | VC |
| N | 20211012 | FOR CLIENT REVIEW | | VC |
| O | 20220405 | 4.56 SUBMISSION | | VC |

SURVEY NOTES
Survey data included in this drawing is based on survey data and is provided for preliminary design purposes only. As this drawing is based on information supplied by others, reference must be made to original survey drawings verified against site conditions.

GENERAL NOTES
Morrison Design Partnership Pty. Limited accept no responsibility for the usability, completeness or accuracy of data transferred electronically. Recipients should when necessary request a hard copy version for verification. This drawing shall be read in conjunction with all architectural and other Consultants drawings and specifications and with such other written instructions as may be issued during the course of the contract. Figured dimensions shall be taken in preference to scaling. All level, datum points and dimensions on this drawing shall be verified by the builder on site. All discrepancies shall be referred to the architect for direction before proceeding with any works. **DO NOT SCALE THIS DRAWING.**

- NEW TREE
REFER TO LANDSCAPE DOCUMENTATION
- EXISTING TREE TO REMAIN
REFER TO ARBORIST REPORT
- EXTENT OF PLANTING
REFER TO LANDSCAPE DOCUMENTATION
- STORMWATER PIT.
REFER TO CIVIL DOCUMENTATION
- JUNCTION PIT.
REFER TO CIVIL DOCUMENTATION

- 2 HOURS FIRE WALL & HORIZONTAL EXITS
 - APZ - ASSET PROTECTION ZONE
(REFER TO BUSH FIRE REPORT)
 - EXISTING BUILDINGS TO BE DEMOLISHED
(ROOF OUTLINE)
- EXTERNAL WALL 300MM OVERALL (OR LESS)
TYPE 1: BRICK VENEER
TYPE 2: FRAMED WALL - FIBRE CEMENT/METAL CLADDING
TYPE 3: CONCRETE
- INTERNAL WALL:
TYPE A: STRUCTURAL BLOCK WALL 200/300MM
TYPE B: FRAMED WALL - PLASTERBOARD 120/150MM
- 4.56 AMENDMENTS**
L xx REFER TO THE SUMMARY OF DESIGN CHANGES



4.56

CLIENT/APPLICANT:
REGIS AGED CARE
PO Box 8373
Level 2, 615 Dandenong Rd.
Armadale VIC 3143

ARCHITECT:
Morrison Design Partnership Pty Ltd
Suite 302 / 69 Christie St
St Leonards NSW 2055
Ph: 02 9146 5566

architecture interior design project management

NSW ARB REG ARCHITECT: G. O'LETTON #7491
ACN: 001 595 268 ABN: 44 001 595 268 morrisondesign@mdp.com.au
Suite 302 69 Christie Street St. Leonards NSW 2055 (02 9146 5566) www.mdp.com.au

©Copyright
These drawings and designs and the copyright thereof are the property of Morrison Design Partnership Pty. Ltd. and must not be altered, used, related or copied wholly or in part without the written permission of Morrison Design Partnership Pty. Ltd. ACN 001 595 268.

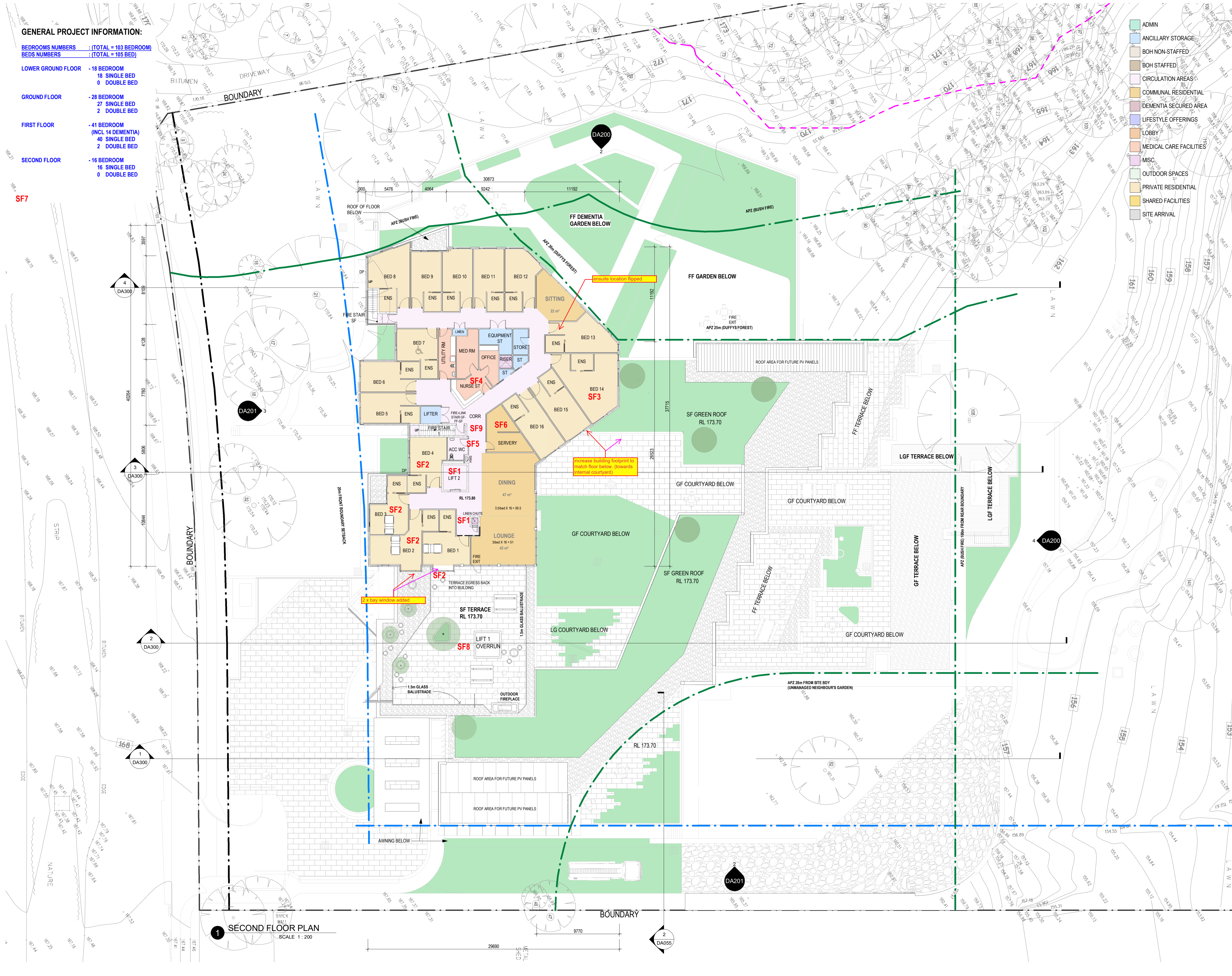
This drawing is based on information supplied by others, and must not be relied upon unless checked against site conditions.

PROJECT:
BELROSE MANOR
RESIDENTIAL AGED CARE FACILITY
181 FOREST WAY
BELROSE NSW 2085

DRAWING:
SECOND FLOOR PLAN

PROJECT NO. **3169** REVISION NO. **0**
DRAWING NO. **DA104**
SCALE: As indicated @ ARCHITECT: 1:500
DATE: 20220405
PROJECT DIRECTOR: MARKAM RALPH

Morrison Design Partnership
ARCHITECTURE Since 1969



1 SECOND FLOOR PLAN
SCALE 1:200

2 DA055

| Revision | Date | Details | Initials | Checked |
|----------|----------|---------------------------------------|----------|---------|
| A | 20170624 | DEVELOPMENT APPLICATION | JM/DT | VC |
| B | 20180301 | DEVELOPMENT APPLICATION RE-SUBMISSION | JT | VC |
| C | 20191014 | COUNCIL REVIEW | JT | VC |
| D | 20191118 | DA AMENDMENT | JT | VC |
| E | 20220405 | 4.56 SUBMISSION | JT | VC |

SURVEY NOTES
 Survey data included in this drawing is based on survey drawing and is provided for preliminary design purposes only.
 As this drawing is based on information supplied by others, reference must be made to original survey drawings verified against site conditions.

GENERAL NOTES
Morrison Design Partnership Pty. Limited accept no responsibility for the usability, completeness or accuracy of data transferred electronically.
 Recipients should when necessary request a hard copy version for verification.
 This drawing shall be read in conjunction with all architectural and other Consultants drawings and specifications and with such other written instructions as may be issued during the course of the contract. Figured dimensions shall be taken in preference to scaling.
 All level, datum points and dimensions on this drawing shall be verified by the builder on site.
 All discrepancies shall be referred to the architect for direction before proceeding with any works. **DO NOT SCALE THIS DRAWING.**

--- EXISTING BUILDINGS TO BE DEMOLISHED ROOF OUTLINE

EXTENT OF PLANTING AND GREEN ROOF REFER TO LANDSCAPE DOCUMENTATION

PAVED ROOF TERRACE AREA

PEBBLE FINISH

SK SKYLIGHTS

EXTERNAL WALL: 300MM OVERALL (OR LESS)
 TYPE 1: BRICK VENEER
 TYPE 2: FRAMED WALL - FIBRE CEMENT/METAL CLADDING
 TYPE 3: CONCRETE

INTERNAL WALL:
 TYPE A: STRUCTURAL BLOCK WALL 200/300MM
 TYPE B: FRAMED WALL - PLASTERBOARD 120/150MM

N

4.56

CLIENT/APPLICANT:
REGIS AGED CARE
 PO Box 8373
 Level 2, 615 Dandenong Rd.
 Armadale VIC 3143

ARCHITECT:
Morrison Design Partnership Pty Ltd
 Suite 302 / 69 Christie St
 St Leonards NSW 2055
 Ph: 02 9966 5566

architecture
interior design
project management

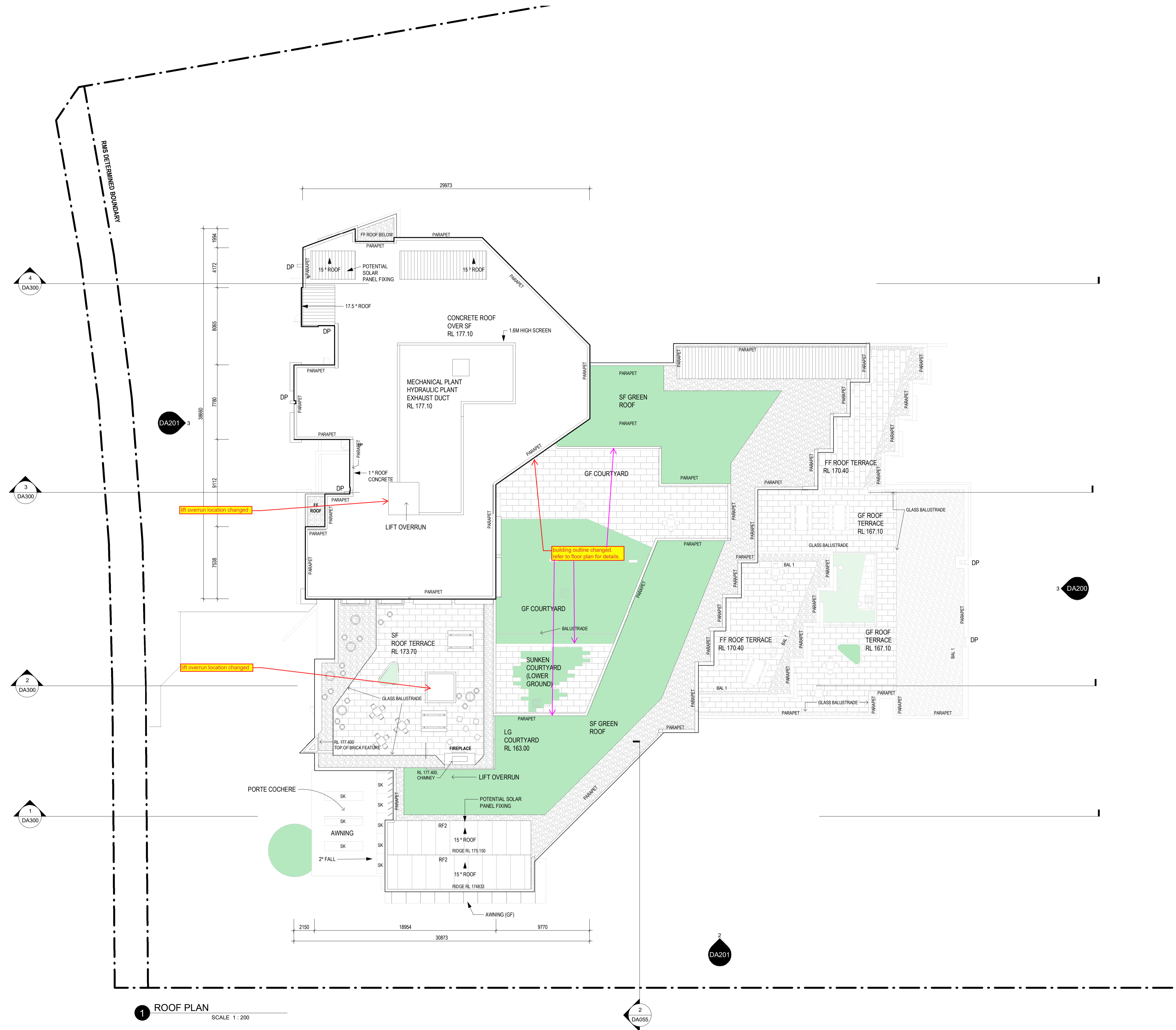
NSW ARCH REG ARCHITECT: G. OLLERTON #7621
 ACN: 001 595 268 ABN: 44 001 595 268 morrisondesign@mdp.com.au
 Suite 302/69 Christie Street St. Leonards NSW 2055 | 02 99665566 | www.mdp.com.au

©Copyright
 These drawings and designs and the copyright thereof are the property of Morrison Design Partnership Pty. Ltd. and must not be altered, used, related or copied wholly or in part without the written permission of Morrison Design Partnership Pty. Ltd. ACN 001 595 268.
 This drawing is based on information supplied by others, and must not be relied upon unless checked against site conditions.

PROJECT:
BELROSE MANOR
 RESIDENTIAL AGED CARE FACILITY
 181 FOREST WAY
 BELROSE NSW 2085

DRAWING:
ROOF PLAN

| | | |
|--------------------------------|--------------------------|---|
| PROJECT NO. 3169 | REVISION NO. E | Morrison Design Partnership <small>ARCHITECTS</small> Since 1969 |
| DRAWING NO. DA105 | ARCHITECT: YEE CHEN | |
| SCALE: 1:200 @ A1 | DATE: 20220405 | |
| PROJECT DIRECTOR: MARKAM RALPH | | |



1 ROOF PLAN
 SCALE 1:200

| Revision | Date | Details | Initials | Checked |
|----------|----------|---------------------------------------|----------|---------|
| A | 20170624 | DEVELOPMENT APPLICATION | JT | VC |
| B | 20180801 | DEVELOPMENT APPLICATION RE-SUBMISSION | JT | VC |
| C | 20191014 | COUNCIL REVIEW | VC | VC |
| D | 20191014 | COUNCIL REVIEW | JT | VC |
| E | 20191118 | DA AMENDMENT | VC | VC |
| F | 20200902 | EMERGENCY ACC | VC | VC |
| G | 20220405 | 4.56 SUBMISSION | VC | VC |

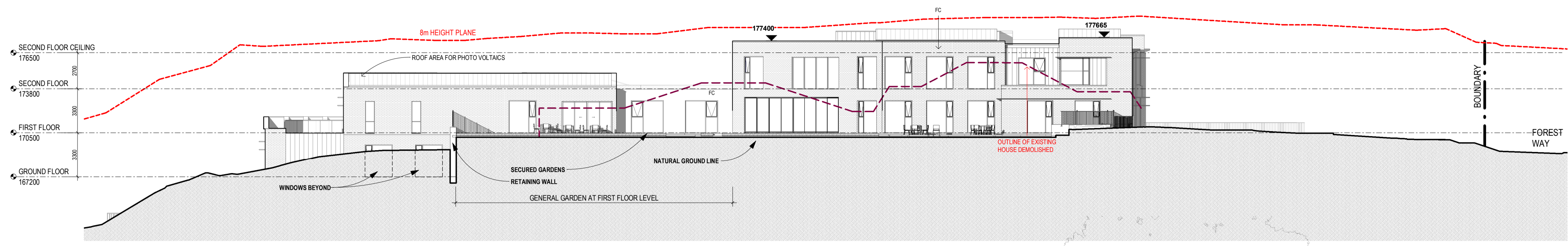
SURVEY NOTES
 Survey data included in this drawing is based on survey drawing and is provided for preliminary design purposes only. As this drawing is based on information supplied by others, reference must be made to original survey drawings verified against site conditions.

GENERAL NOTES
 Morrison Design Partnership Pty. Limited accept no responsibility for the usability, completeness or accuracy of data transferred electronically. Recipients should when necessary request a hard copy version for verification. This drawing shall be read in conjunction with all architectural and other Consultants drawings and specifications and with such other written instructions as may be issued during the course of the contract. Figured dimensions shall be taken in preference to scaling. All level, datum points and dimensions on this drawing shall be verified by the builder on site. All discrepancies shall be referred to the architect for direction before proceeding with any works. **DO NOT SCALE THIS DRAWING.**

NOTE:
 NATURAL GROUND LINE: IS SHOWN IS DIRECTLY IN FRONT OF THE MOST PROTRUDING PART OF THE PROPOSED BUILDING FOR THE PURPOSE OF CALCULATING THE HEIGHT PLANE

EXISTING TREE TO REMAIN. REFER TO SURVEY / SITE PLAN. TREE GRAPHICS ARE INDICATIVE

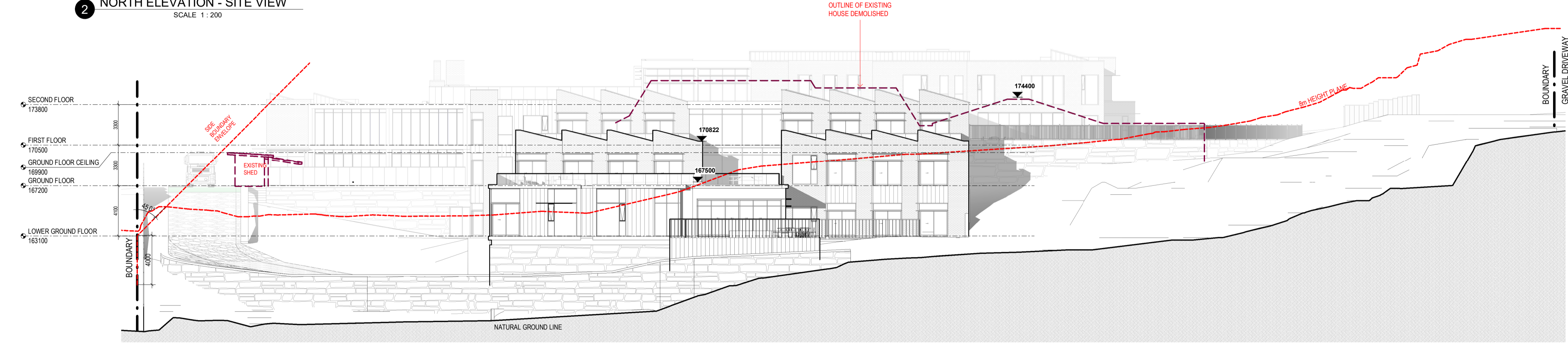
PROPOSED TREE. REFER TO LANDSCAPE DOCUMENTATION. TREE GRAPHICS ARE INDICATIVE.



1 NORTH ELEVATION - BUILDING VIEW
 SCALE 1 : 200



2 NORTH ELEVATION - SITE VIEW
 SCALE 1 : 200



3 EAST ELEVATION - BUILDING VIEW
 SCALE 1 : 200



4 EAST ELEVATION COLOUR SITE VIEW
 SCALE 1 : 200

COLOURS AND FINISHES BOARD



4.56

CLIENT/APPLICANT:
REGIS AGED CARE
 PO Box 8373
 Level 2, 615 Dandenong Rd.
 Armadale VIC 3143

ARCHITECT:
Morrison Design Partnership Pty Ltd
 Suite 302 / 69 Christie St
 St Leonards NSW 2065
 Ph: 02 9946 5566

architecture
 interior design
 project management

NSW ARCHITECTURE ARCHITECT: G. O'LETTON # 7621
 ACN: 001 595 268 ABN: 44 001 595 268 morrisondesign@mdp.com.au
 Suite 302 69 Christie Street St. Leonards NSW 2065 | 02 9946 5566 | www.mdp.com.au

©Copyright
 These drawings and designs and the copyright thereof are the property of Morrison Design Partnership Pty. Ltd. and must not be altered, used, related, or copied wholly or in part without the written permission of Morrison Design Partnership Pty. Ltd. ACN 001 595 268.

This drawing is based on information supplied by others, and must not be relied upon unless checked against site conditions.

PROJECT:
BELROSE MANOR
 RESIDENTIAL AGED CARE FACILITY
 181 FOREST WAY
 BELROSE NSW 2085

DRAWING:
ELEVATIONS & COLOUR AND FINISHES BOARD - SHEET 1

PROJECT NO. **3169** REVISION NO. **G**
 DRAWING NO. **DA200**
 SCALE: As indicated @ ARCHITECT: YEE CHEN
 DATE: 20220405
 PROJECT DIRECTOR: MARKAM RAJPH

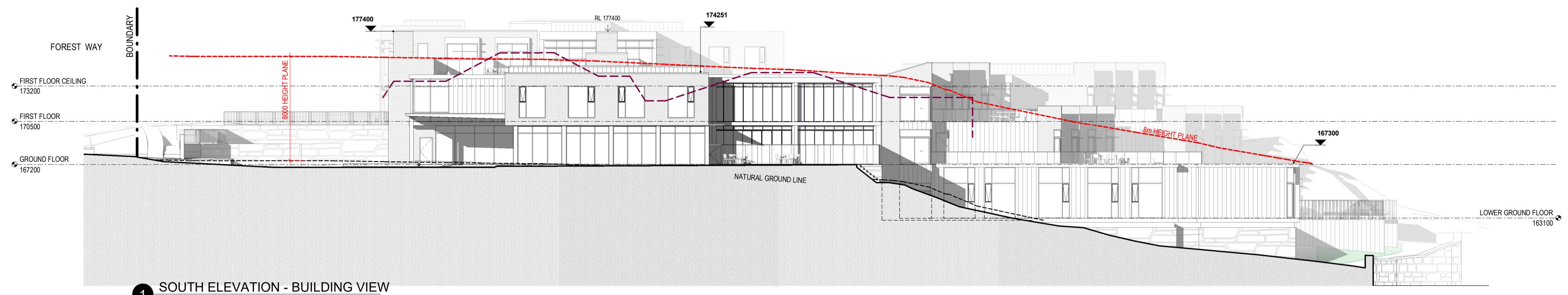
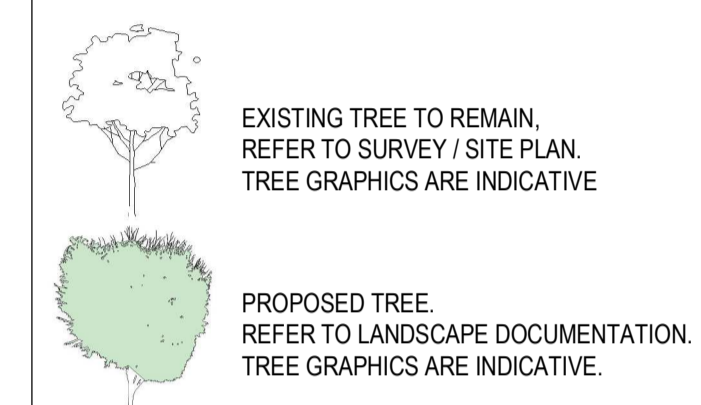
Morrison Design Partnership
 ARCHITECTS
 Since 1968

| Revision | Date | Details | Initials | Checked |
|----------|----------|---------------------------------------|----------|---------|
| A | 20170624 | DEVELOPMENT APPLICATION | JT | VC |
| B | 20180301 | DEVELOPMENT APPLICATION RE-SUBMISSION | JT | VC |
| C | 20191014 | COUNCIL REVIEW | JT | VC |
| D | 20191014 | COUNCIL REVIEW | JT | VC |
| E | 20191118 | DA AMENDMENT | JT | VC |
| F | 20200907 | EMERGENCY ACC | JT | VC |
| G | 20220405 | AS4 SUBMISSION | JT | VC |

SURVEY NOTES
 Survey data included in this drawing is based on survey drawing and is provided for preliminary design purposes only. As this drawing is based on information supplied by others, reference must be made to original survey drawings verified against site conditions.

GENERAL NOTES
 Morrison Design Partnership Pty. Limited accept no responsibility for the usability, completeness or accuracy of data transferred electronically. Recipients should when necessary request a hard copy version for verification. This drawing shall be read in conjunction with all architectural and other Consultants drawings and specifications and with such other written instructions as may be issued during the course of the contract. Figured dimensions shall be taken in preference to scaling. All level, datum points and dimensions on this drawing shall be verified by the builder on site. All discrepancies shall be referred to the architect for direction before proceeding with any works. **DO NOT SCALE THIS DRAWING.**

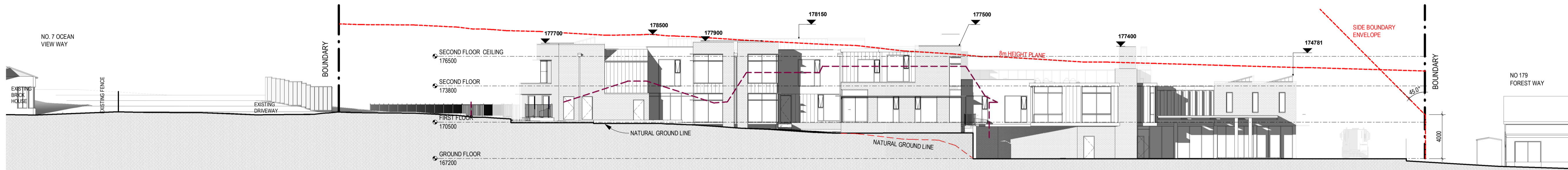
NOTE:
 NATURAL GROUND LINE: IS SHOWN IS DIRECTLY IN FRONT OF THE MOST PROTRUDING PART OF THE PROPOSED BUILDING FOR THE PURPOSE OF CALCULATING THE HEIGHT PLANE



1 SOUTH ELEVATION - BUILDING VIEW
 SCALE 1 : 200



2 SOUTH ELEVATION - SITE VIEW
 SCALE 1 : 200




3 WEST ELEVATION - BUILDING VIEW
 SCALE 1 : 200



4 WEST ELEVATION - SITE VIEW
 SCALE 1 : 200

COLOURS AND FINISHES BOARD



4.56

CLIENT/APPLICANT:
REGIS AGED CARE
 PO Box 8373
 Level 2, 615 Dandenong Rd.
 Armadale VIC 3143

ARCHITECT:
Morrison Design Partnership Pty Ltd
 Suite 302 / 69 Christie St
 St Leonards NSW 2065
 Ph: 02 946 5564

interior design project management
 NSW ARCH REG ARCHITECT: G. COLLETTON #7621
 ACN: 001 595 268 ABN: 44 001 595 268 mdp@mdp.com.au
 Suite 302/69 Christie Street St. Leonards NSW 2065 (02 9465564) www.mdp.com.au

©Copyright
 These drawings and designs and the copyright thereof are the property of Morrison Design Partnership Pty. Ltd. and must not be altered, used, reprinted, or copied wholly or in part without the written permission of Morrison Design Partnership Pty. Ltd. ACN 001 595 268.
 This drawing is based on information supplied by others, and must not be relied upon unless checked against site conditions.

PROJECT:
BELROSE MANOR
 RESIDENTIAL AGED CARE FACILITY
 181 FOREST WAY
 BELROSE NSW 2085

DRAWING:
ELEVATIONS & COLOUR AND FINISHES BOARD - SHEET 2

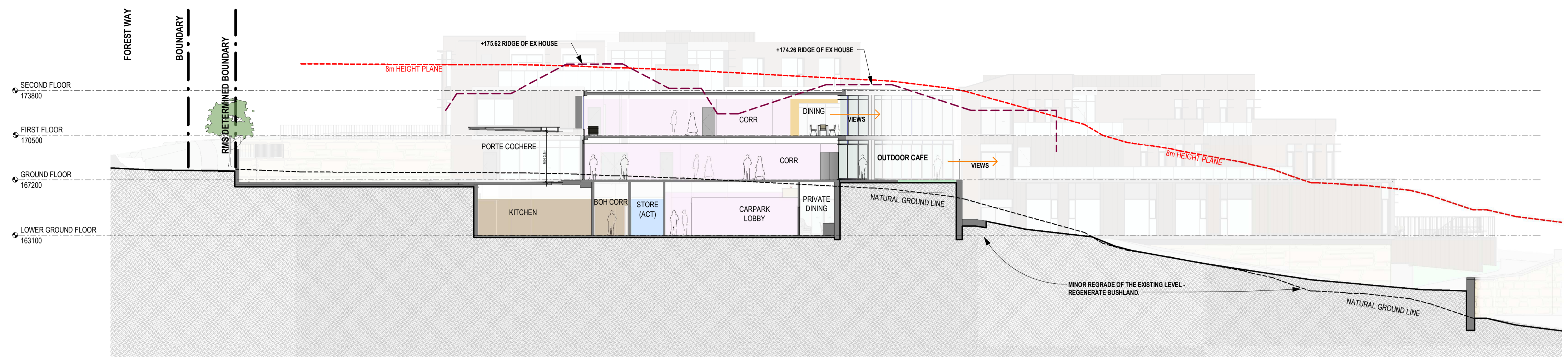
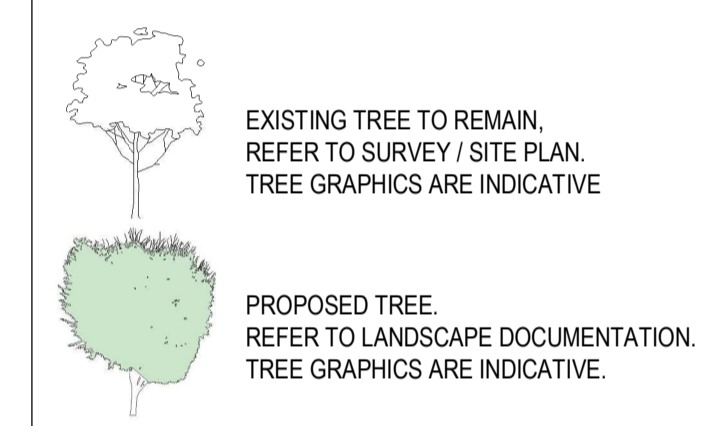
PROJECT NO. **3169**
 DRAWING NO. **DA201**
 SCALE: As indicated @ ARCHITECT: YEE CHEN
 DATE: 20220405
 PROJECT DIRECTOR: MARKAM RALPH

REVISION NO. **G**
Morrison Design Partnership
 ARCHITECTS
 Since 1969

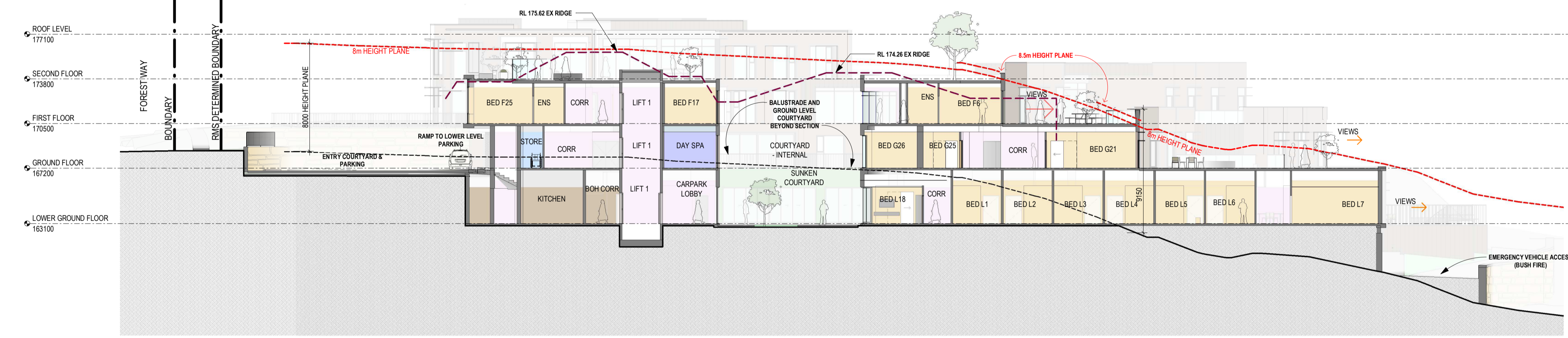
| Revision | Date | Details | Initials | Checked |
|----------|----------|---------------------------------------|----------|---------|
| A | 20170624 | DEVELOPMENT APPLICATION | JM/DT | VC |
| B | 20180301 | DEVELOPMENT APPLICATION RE-SUBMISSION | JT | VC |
| C | 20191014 | COUNCIL REVIEW | JT | VC |
| D | 20191118 | DA AMENDMENT | JT | VC |
| E | 20200907 | EMERGENCY ACC | JT | VC |
| F | 20220405 | 4.56 SUBMISSION | JT | VC |

SURVEY NOTES
 Survey data included in this drawing is based on survey drawing and is provided for preliminary design purposes only. As this drawing is based on information supplied by others, reference must be made to original survey drawings verified against site conditions.

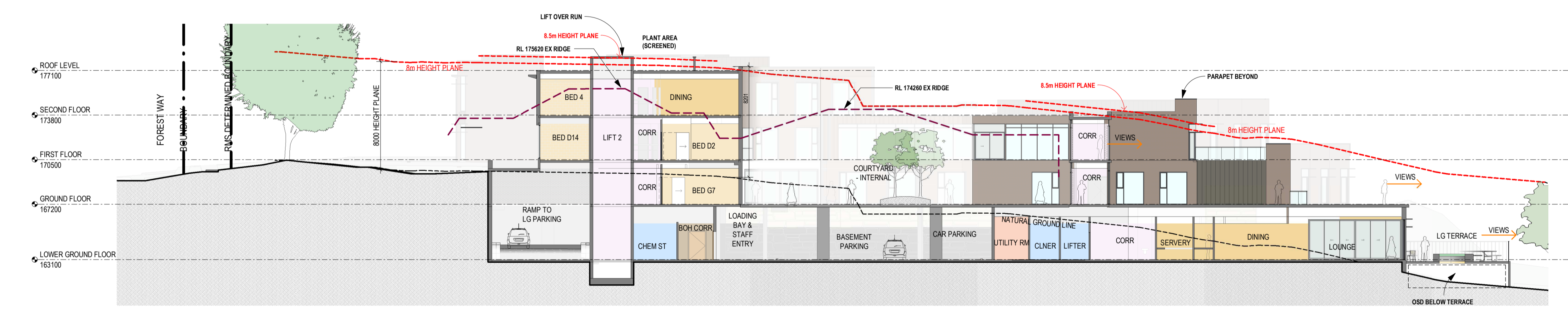
GENERAL NOTES
 Morrison Design Partnership Pty. Limited accept no responsibility for the usability, completeness or accuracy of data transferred electronically. Recipients should when necessary request a hard copy version for verification. This drawing shall be read in conjunction with all architectural and other Consultants drawings and specifications and with such other written instructions as may be issued during the course of the contract. Figured dimensions shall be taken in preference to scaling. All level, datum points and dimensions on this drawing shall be verified by the builder on site. All discrepancies shall be referred to the architect for direction before proceeding with any works. **DO NOT SCALE THIS DRAWING.**



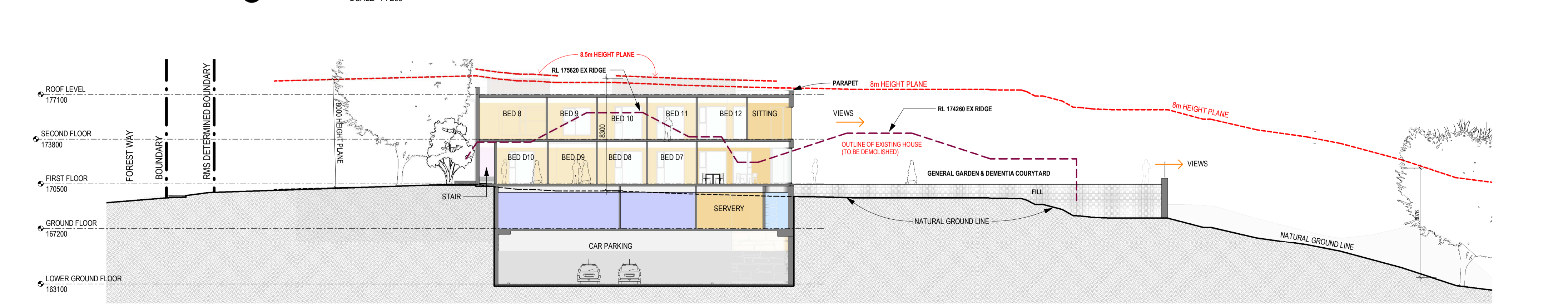
1 Section A SCALE 1:200



2 Section B SCALE 1:200



3 Section C SCALE 1:200



4 Section D SCALE 1:200

4.56

CLIENT/APPLICANT:
REGIS AGED CARE
 PO Box 8373
 Level 2, 615 Dandenong Rd.
 Armadale VIC 3143

ARCHITECT:
Morrison Design Partnership Pty Ltd
 Suite 302 / 69 Christie St
 St Leonards NSW 2065
 Ph: 02 9966 5566

architecture
 interior design
 project management

NSW ARCH REG ARCHITECT: G. COLLETTON #7421
 ACN: 001 595 268 ABN: 44 001 595 268 morrisondesign@mdp.com.au
 Suite 302/69 Christie Street St Leonards NSW 2065 | 02 99665566 | www.mdp.com.au

©Copyright
 These drawings and designs and the copyright thereof are the property of Morrison Design Partnership Pty. Ltd. and must not be altered, used, related, or copied wholly or in part without the written permission of Morrison Design Partnership Pty. Ltd. ACN 001 595 268.
 This drawing is based on information supplied by others, and must not be relied upon unless checked against site conditions.

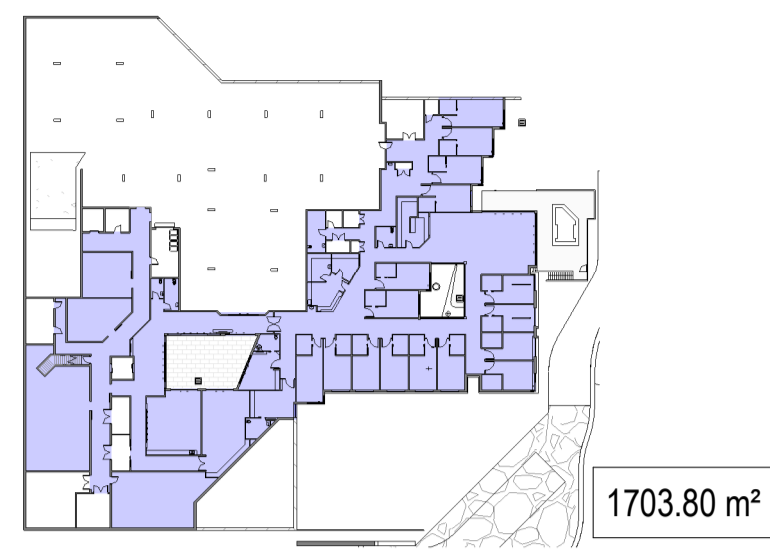
PROJECT:
BELROSE MANOR
 RESIDENTIAL AGED CARE FACILITY
 181 FOREST WAY
 BELROSE NSW 2085

DRAWING:
SECTIONS

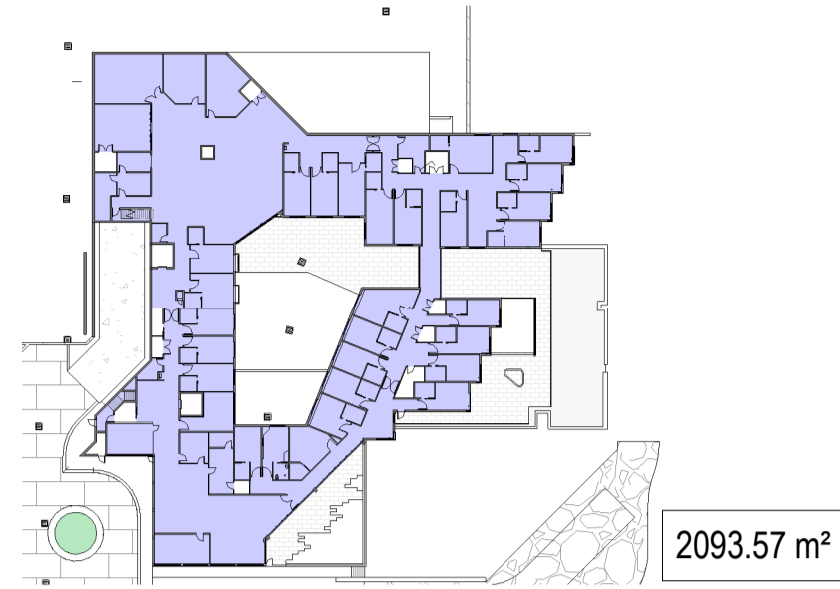
| | | |
|--------------------------------|--------------------------|--|
| PROJECT NO. 3169 | REVISION NO. F | Morrison Design Partnership ARCHITECTS Since 1968 |
| DRAWING NO. DA300 | ARCHITECT: YEE CHEN | |
| SCALE: 1:200 @ A1 | DATE: 20220405 | |
| PROJECT DIRECTOR: MARKAM RALPH | | |

Warringah Local Environmental Plan 2000

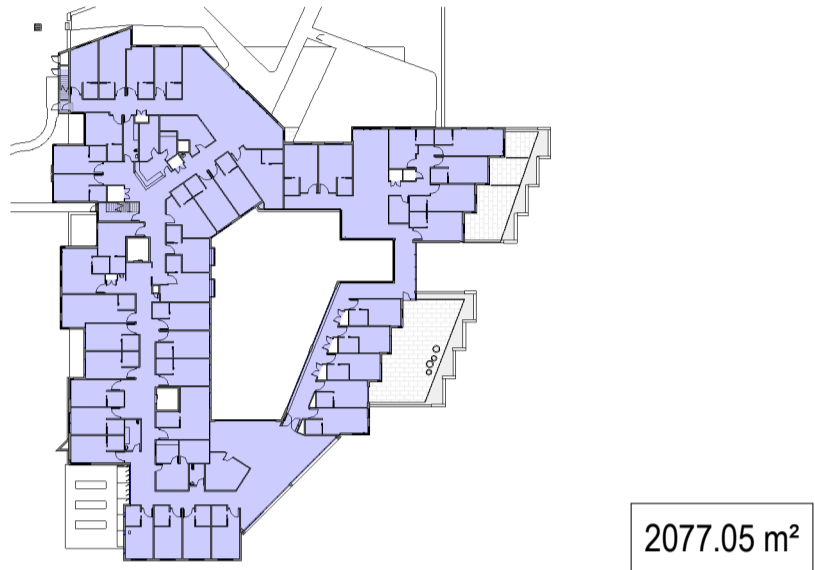
State Environmental Planning Policy (Housing) 2021



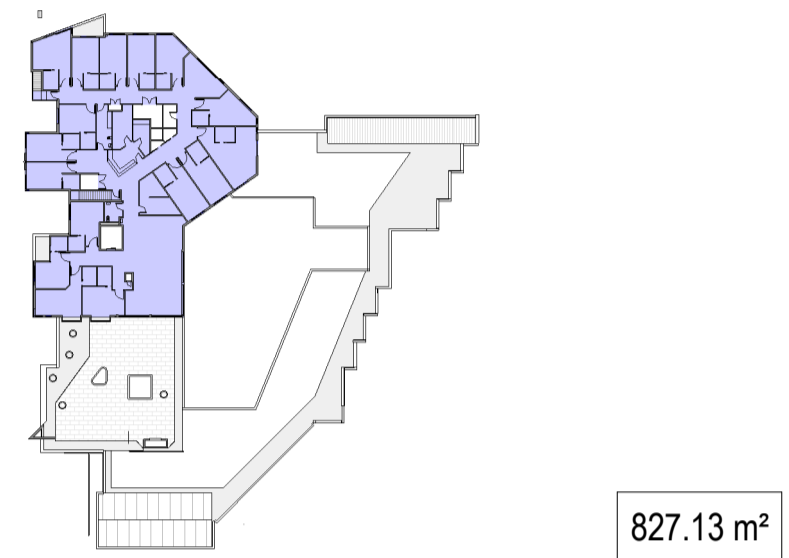
1 GFA - LOWER GROUND FLOOR PLAN
SCALE 1:1000



2 GFA - GROUND FLOOR PLAN
SCALE 1:1000



3 GFA - FIRST FLOOR PLAN
SCALE 1:1000



4 GFA - SECOND FLOOR PLAN
SCALE 1:1000

TOTAL GFA LEP = 6,701.55 m²

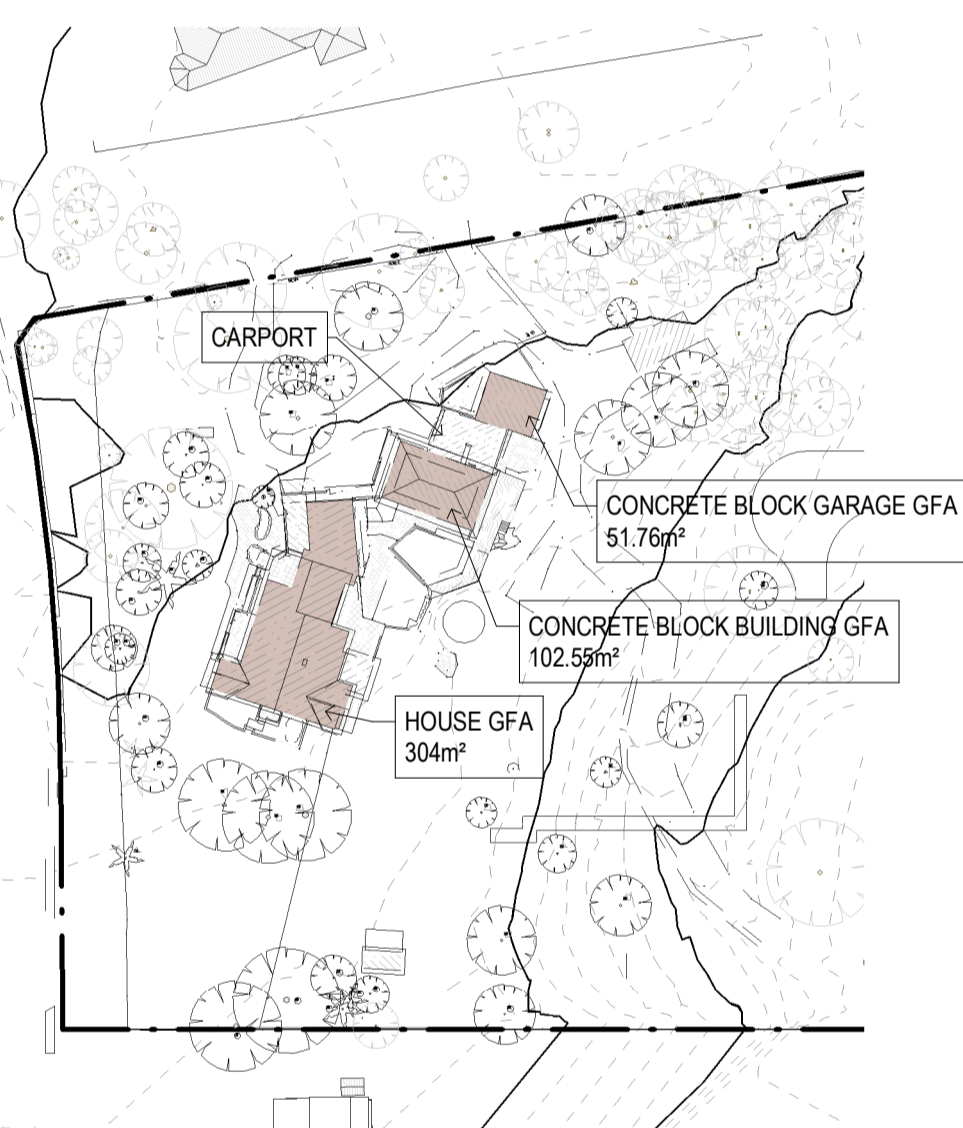
Gross Floor Area

Means the sum of the areas of each floor of a building, where the area of each floor is taken to be the area within the outer face of the external enclosing walls (as measured at a height of 1.400 mm above each floor), excluding:

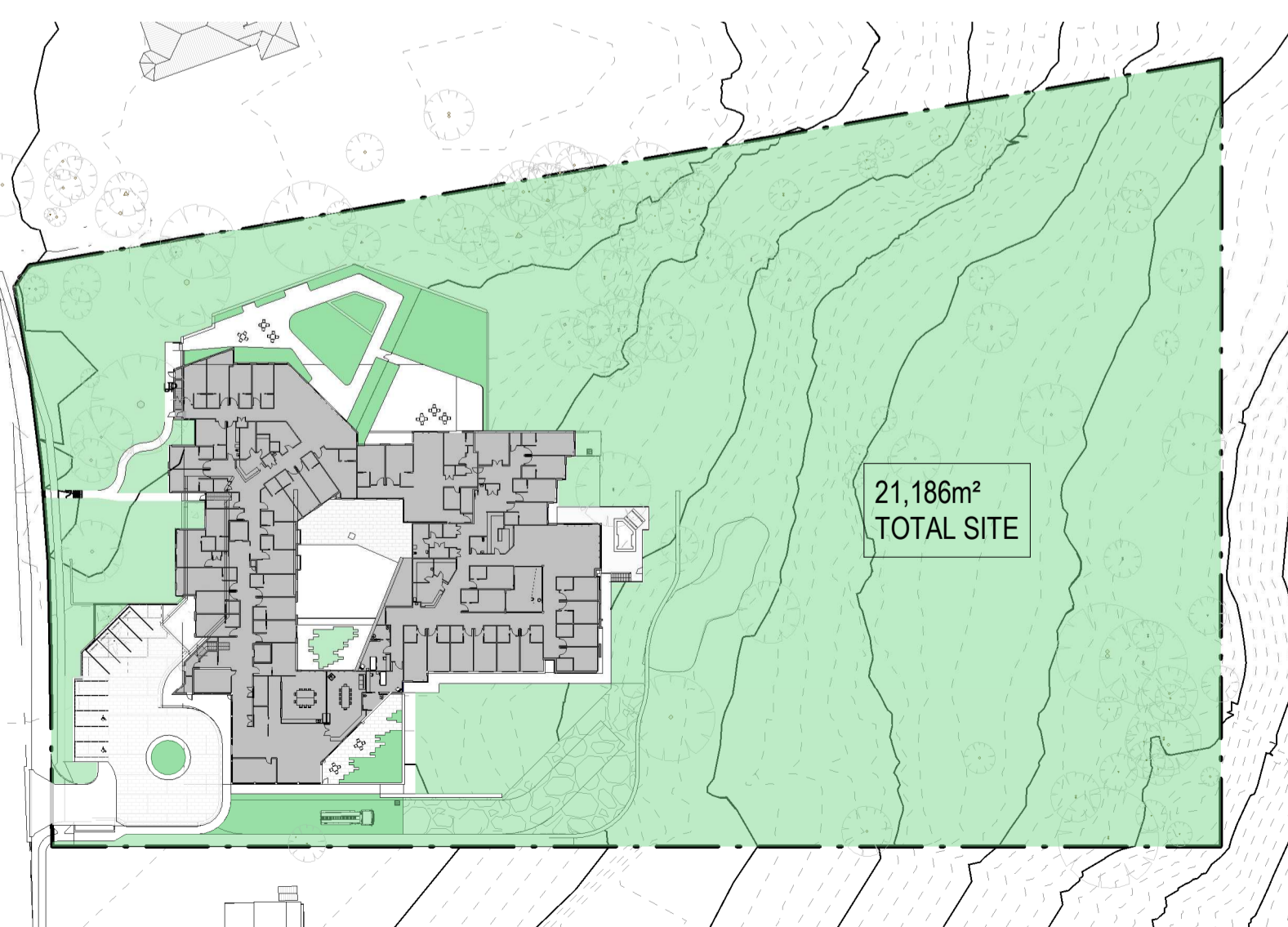
- (a) columns, fin walls, sun control devices and any elements, projections or works outside the general lines of the outer face of the external walls, and
- (b) lift towers, cooling towers, machinery and plant rooms, ancillary storage space and vertical air conditioning ducts and
- (c) carparking needed to meet any requirements of the Council and any internal access to the carparking, and
- (d) space for the loading and unloading of goods.

Landscaped open space Area

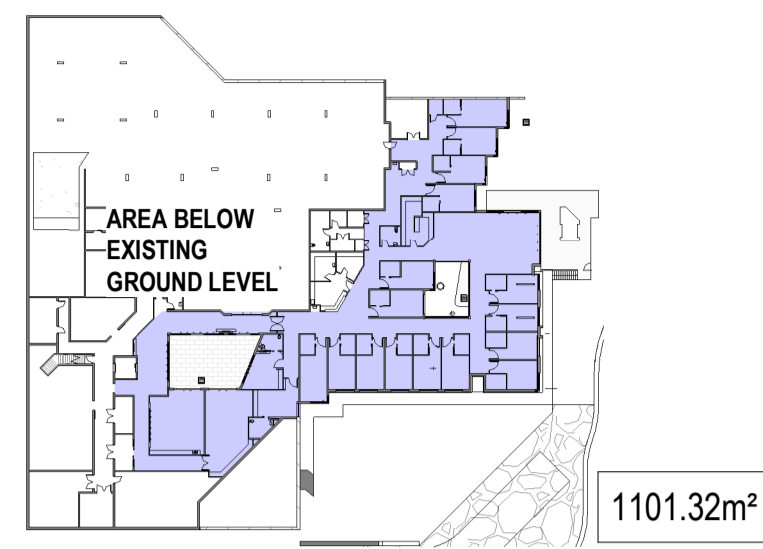
- (a) impervious surfaces such as driveways, paved areas, roofed areas, tennis courts, car parking and stormwater structures, decks and the like and any areas with a width or length of less than 2 metres are excluded from the landscaped open space area, and
- (b) the water surface of swimming pools and impervious surfaces that occur naturally such as rock outcrops are included in the landscaped open space area, and
- (c) landscaped open space must be at ground level, and
- (d) the minimum soil depth of land that can be included as landscaped open space 1 metre.



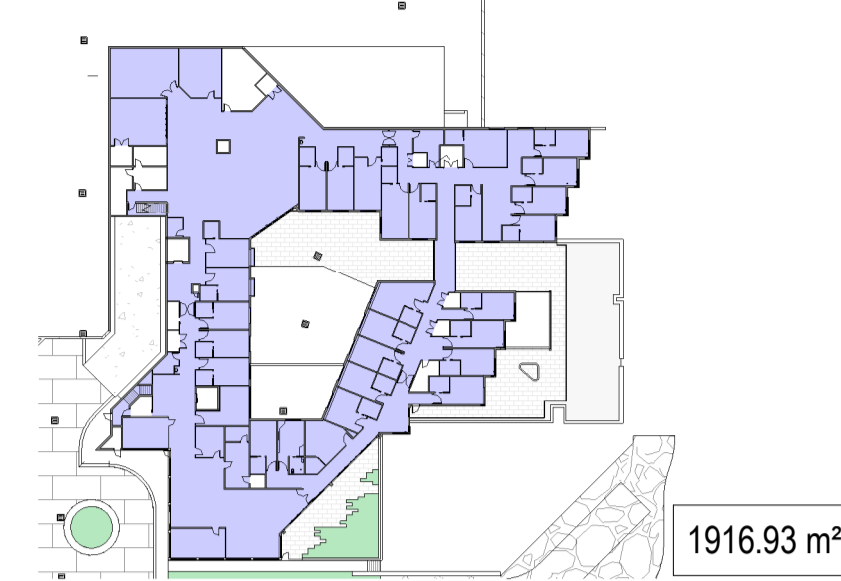
TOTAL EXISTING HOUSE GFA = 304m²



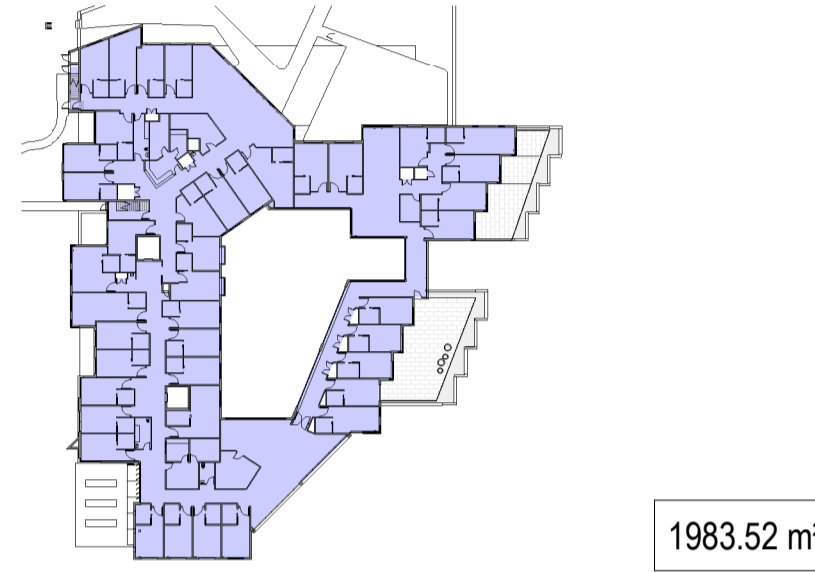
TOTAL LANDSCAPED AREA = 16,375m² = 77.3%



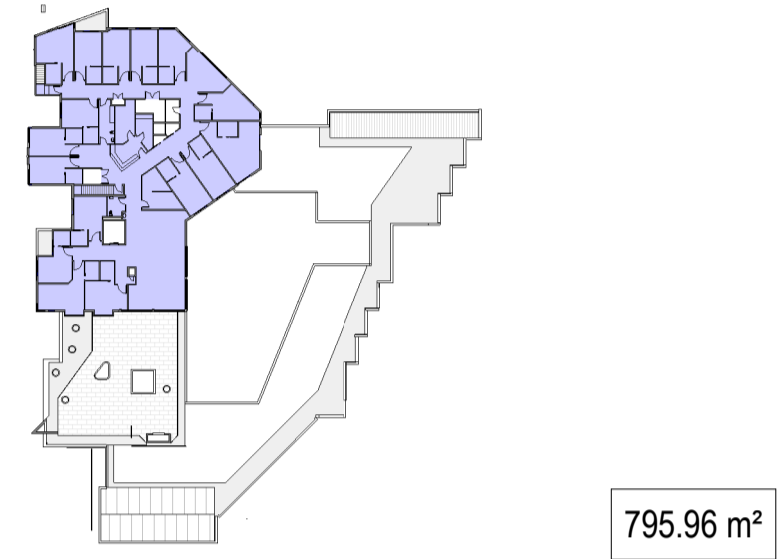
6 GFA - LOWER GROUND FLOOR PLAN
SCALE 1:1000



7 GFA - GROUND FLOOR PLAN
SCALE 1:1000



8 GFA - FIRST FLOOR PLAN
SCALE 1:1000



9 GFA - SECOND FLOOR PLAN
SCALE 1:1000

TOTAL GFA SEPP = 5,797.73 m²

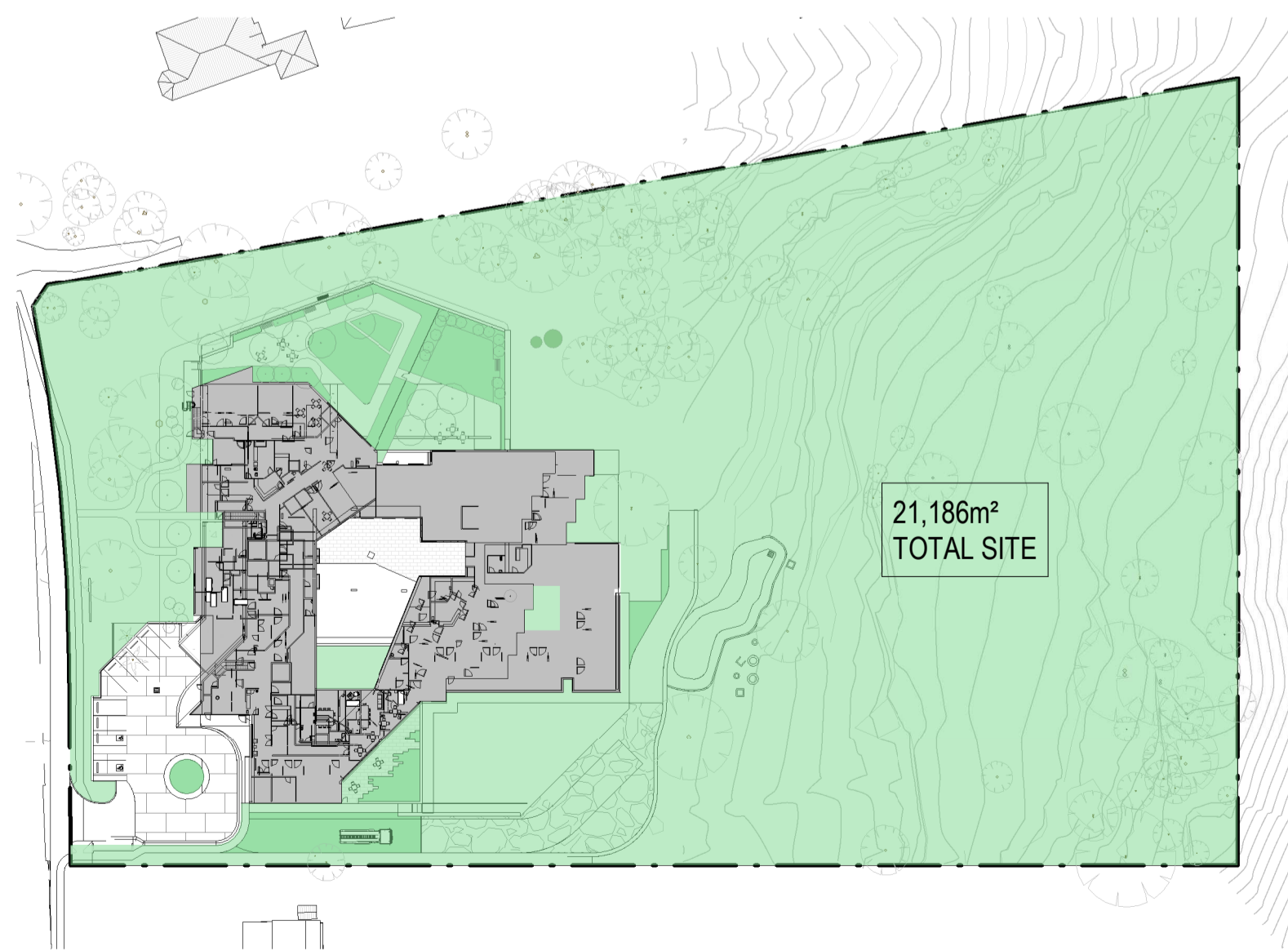
Gross Floor Area

gross floor area means the sum of the areas of each floor of a building, where the area of each floor is taken to be the area within the inner face of the external enclosing walls, as measured at a height of 1.4m above each floor level—

- (a) excluding columns, fin walls, sun control devices and elements, projections or works outside the general lines of the inner face of the external wall, and
- (b) excluding cooling towers, machinery and plant rooms, ancillary storage space and vertical air conditioning ducts, and
- (c) excluding—
 - (i) car parking needed to meet the requirements of this Part or the council of the local government area in which the development is located, and
 - (ii) internal access to the car parking, and
- (d) excluding space for the loading and unloading of goods, including access to the space, and
- (e) for in-fill self-care housing—including car parking provided at ground level, other than for visitors, in excess of 1 per dwelling, and
- (f) for a residential care facility—excluding floor space used for service activities provided by the facility below ground level.

Landscaped Area

means that part of the site area that is not occupied by any building and includes so much of that part as is used or to be used for rainwater tanks, swimming pools or open-air recreation facilities, but does not include so much of that part as is used or to be used for driveways or parking areas.



TOTAL LANDSCAPED AREA = 17,303 m² = 81.6%

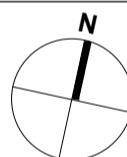
| Revision | Date | Details | Initials | Checked |
|----------|----------|---------------------------------------|----------|---------|
| A | 20170626 | DEVELOPMENT APPLICATION | JM/DT | VC |
| B | 20180301 | DEVELOPMENT APPLICATION RE-SUBMISSION | JT | VC |
| C | 20191016 | COUNCIL REVIEW | JT | VC |
| D | 20191118 | DA AMENDMENT | JT | VC |
| E | 20200902 | EMERGENCY ACC | JT | VC |
| F | 20220405 | 4.56 SUBMISSION | JT | VC |

SURVEY NOTES

Survey data included in this drawing is based on survey drawing and is provided for preliminary design purposes only. As this drawing is based on information supplied by others, reference must be made to original survey drawings verified against site conditions.

GENERAL NOTES

Morrison Design Partnership Pty. Limited accept no responsibility for the usability, completeness or accuracy of data transferred electronically. Recipients should when necessary request a hard copy version for verification. This drawing shall be read in conjunction with all architectural and other Consultants drawings and specifications and with such other written instructions as may be issued during the course of the contract. Figured dimensions shall be taken in preference to scaling. All level, datum points and dimensions on this drawing shall be verified by the builder on site. All discrepancies shall be referred to the architect for direction before proceeding with any works. **DO NOT SCALE THIS DRAWING.**



4.56

CLIENT/APPLICANT:

REGIS AGED CARE
PO Box 8373
Level 2, 615 Dandenong Rd.
Armadale VIC 3143



ARCHITECT:

Morrison Design Partnership Pty Ltd
Suite 302 / 69 Christie St
St Leonards NSW 2065
Ph: 02 9966 5566

architecture
interior design
project management

NSW ARCHITECT: G. OLLERTON #7621
ACN: 001 595 268 ABN: 44 001 595 268 morrisondesign@mdp.com.au
Suite 302/69 Christie Street St. Leonards NSW 2065 | 02 9966 5566 | www.mdp.com.au

©Copyright
These drawings and designs and the copyright thereof are the property of Morrison Design Partnership Pty. Ltd. and must not be altered, used, related or copied wholly or in part without the written permission of Morrison Design Partnership Pty. Ltd. ACN 001 595 268.

This drawing is based on information supplied by others, and must not be relied upon unless checked against site conditions.

PROJECT:

BELROSE MANOR
RESIDENTIAL AGED CARE FACILITY
181 FOREST WAY
BELROSE NSW 2085

DRAWING:

AREA CALCULATIONS

PROJECT NO.

3169

REVISION NO.

F

DRAWING NO.

DA500

SCALE:


As indicated @ ARCHITECT: SEE CHN

DATE:

20220405

PROJECT DIRECTOR:

MARKAM RALPH

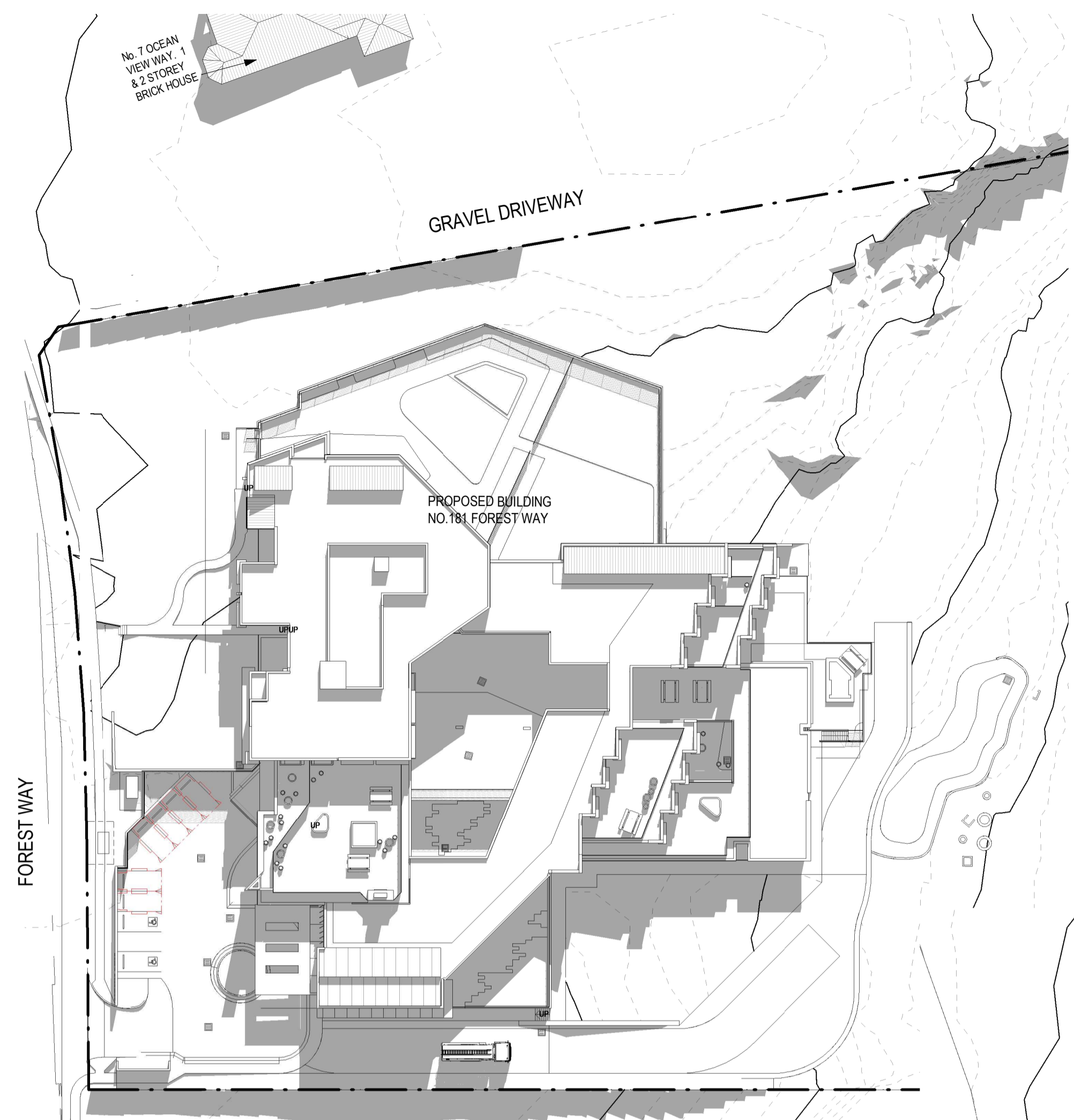


Since 1969

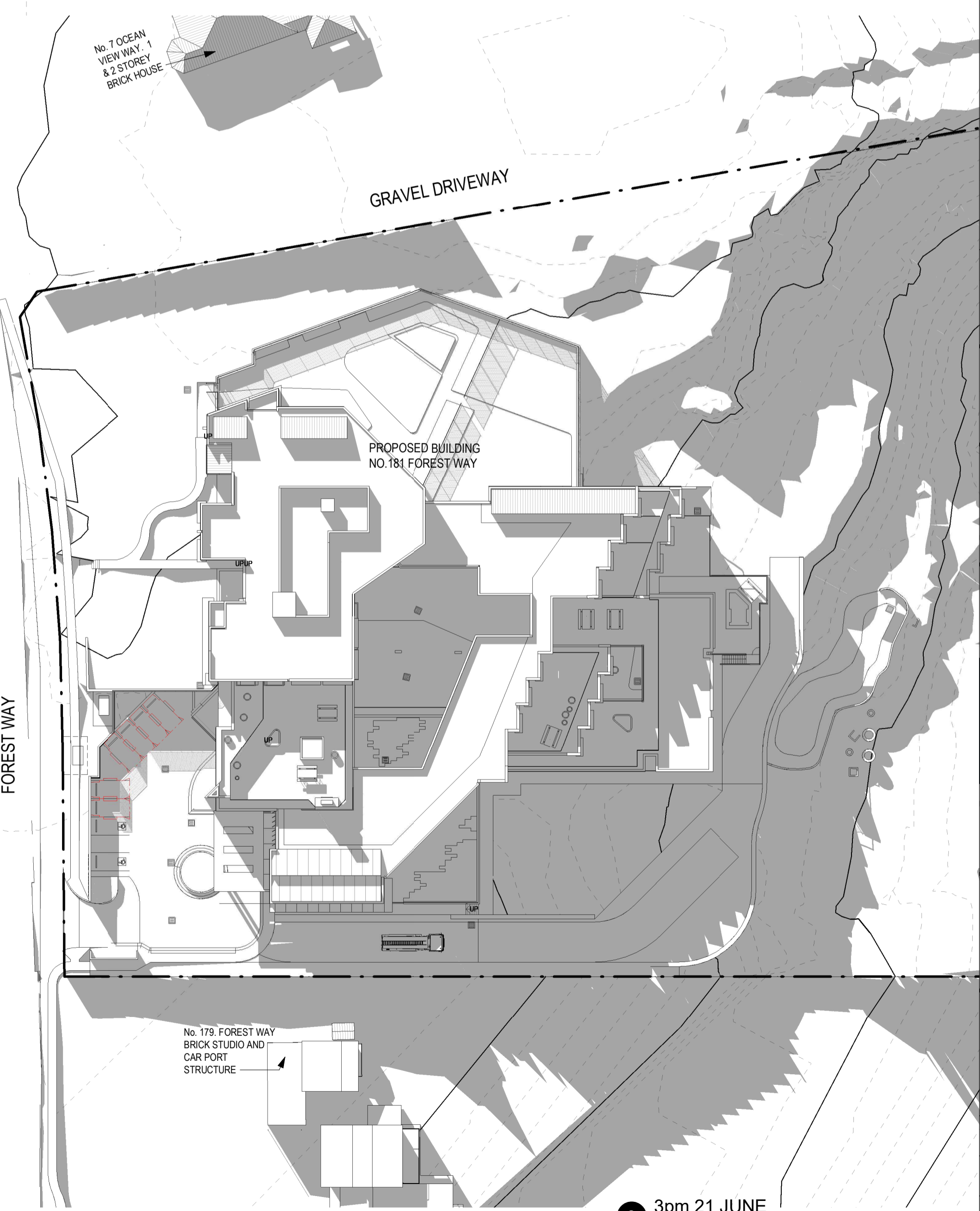
| Revision | Date | Details | Initials | Checked |
|----------|----------|---------------------------------------|----------|---------|
| A | 20170624 | DEVELOPMENT APPLICATION | JM/DT | VC |
| B | 20180831 | DEVELOPMENT APPLICATION RE-SUBMISSION | JT | VC |
| C | 20220405 | 4.56 SUBMISSION | VC | |

SURVEY NOTES
 Survey data included in this drawing is based on survey drawing and is provided for preliminary design purposes only. As this drawing is based on information supplied by others, reference must be made to original survey drawings verified against site conditions.

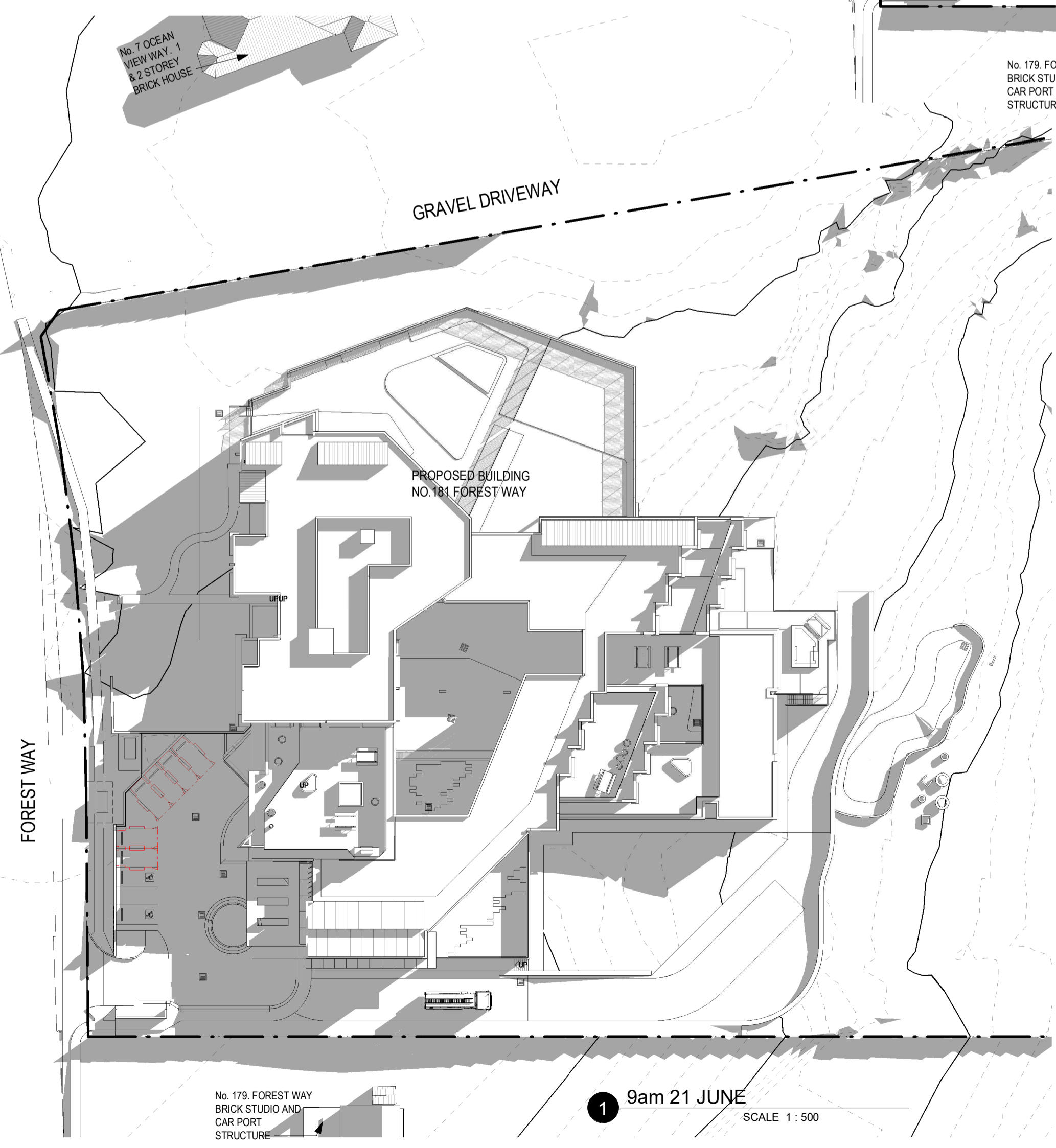
GENERAL NOTES
Morrison Design Partnership Pty. Limited accept no responsibility for the usability, completeness or accuracy of data transferred electronically. Recipients should when necessary request a hard copy version for verification. This drawing shall be read in conjunction with all architectural and other Consultants drawings and specifications and with such other written instructions as may be issued during the course of the contract. Figured dimensions shall be taken in preference to scaling. All level, datum points and dimensions on this drawing shall be verified by the builder on site. All discrepancies shall be referred to the architect for direction before proceeding with any works. **DO NOT SCALE THIS DRAWING.**



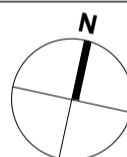
2 12pm 21 JUNE
 SCALE 1:500



3 3pm 21 JUNE
 SCALE 1:500



1 9am 21 JUNE
 SCALE 1:500



4.56

CLIENT/APPLICANT:
REGIS AGED CARE
 PO Box 8373
 Level 2, 615 Dandenong Rd.
 Armadale VIC 3143

ARCHITECT:
Morrison Design Partnership Pty Ltd
 Suite 302 / 69 Christie St
 St Leonards NSW 2065
 Ph: 02 916 5564

architecture
 interior design
 project management

NSW ARCH REG ARCHITECT: G. COLLETTON #7621
 ACN: 001 595 268 ABN: 44 001 595 268 morrisondesign@mdp.com.au
 Suite 302 69 Christie Street St. Leonards NSW 2065 | 02 91665564 | www.mdp.com.au

©Copyright
 These drawings and designs and the copyright thereof are the property of Morrison Design Partnership Pty. Ltd. and must not be altered, used, related or copied wholly or in part without the written permission of Morrison Design Partnership Pty. Ltd. ACN 001 595 268.

This drawing is based on information supplied by others, and must not be relied upon unless checked against site conditions.

PROJECT:
BELROSE MANOR
 RESIDENTIAL AGED CARE FACILITY
 181 FOREST WAY
 BELROSE NSW 2085

DRAWING:
**SHADOW DIAGRAMS
 (PROPOSED
 CONDITIONS) SHEET 1**

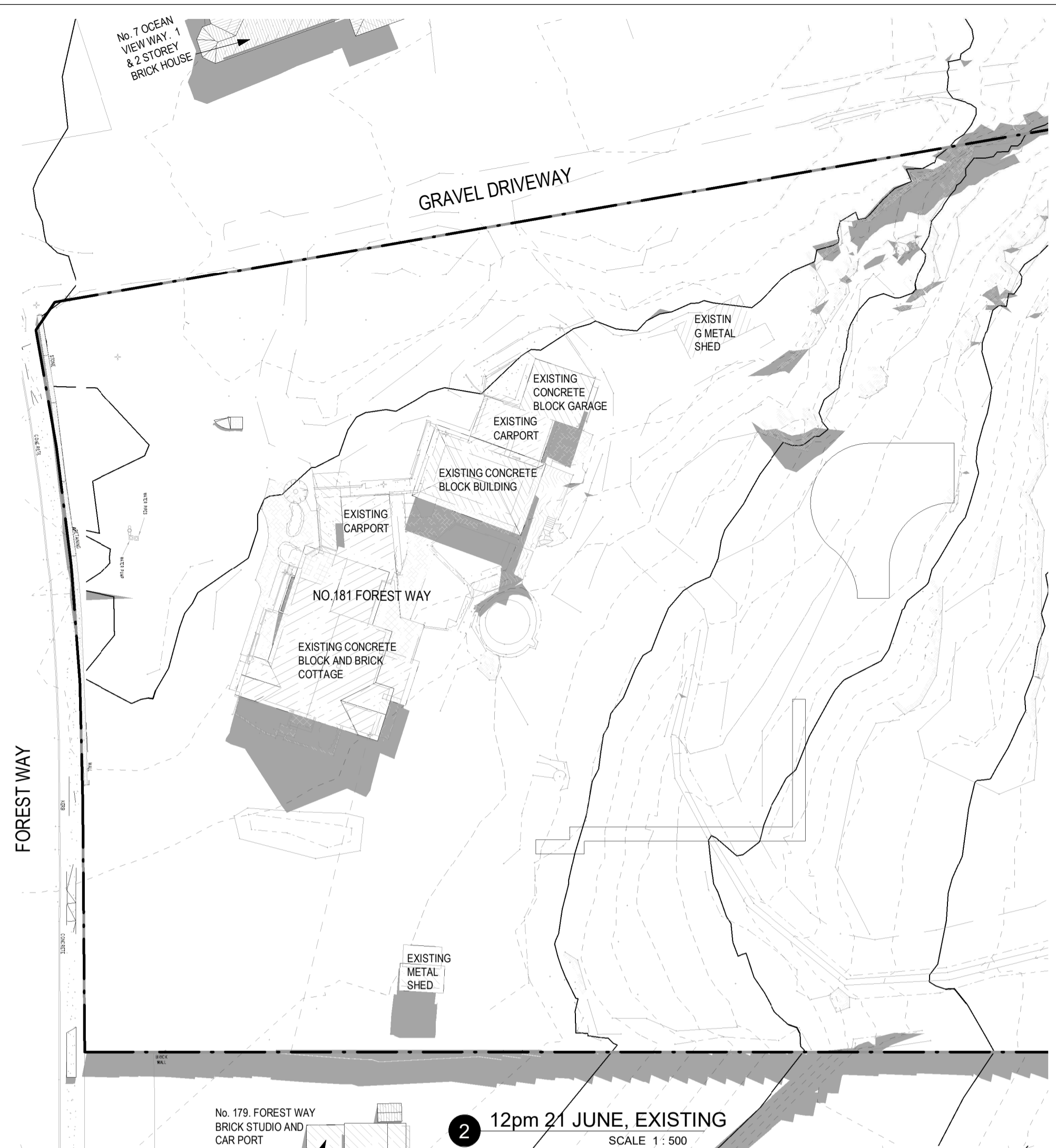
PROJECT NO. **3169** REVISION NO. **C**
 DRAWING NO. **DA601**
 SCALE: 1:500 @ A1 ARCHITECT: YEE CHEN
 DATE: 20220405 PROJECT DIRECTOR: MARKAM RALPH



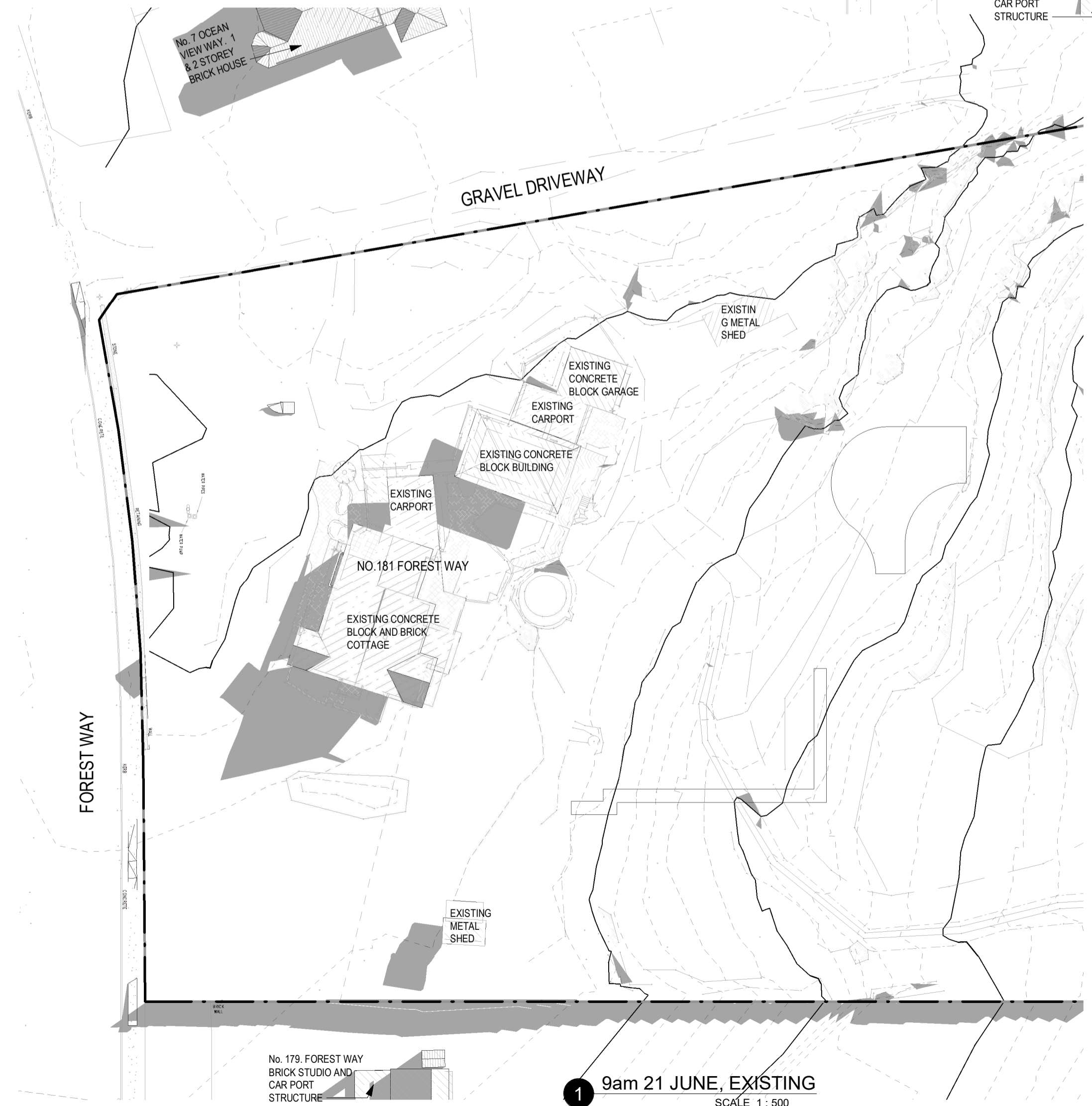
| Revision | Date | Details | Initials | Checked |
|----------|----------|---------------------------------------|----------|---------|
| A | 20170626 | DEVELOPMENT APPLICATION | JM/DJT | VC |
| B | 20180831 | DEVELOPMENT APPLICATION RE-SUBMISSION | JT | VC |
| C | 20220405 | 4.56 SUBMISSION | VC | |

SURVEY NOTES
 Survey data included in this drawing is based on survey drawing and is provided for preliminary design purposes only. As this drawing is based on information supplied by others, reference must be made to original survey drawings verified against site conditions.

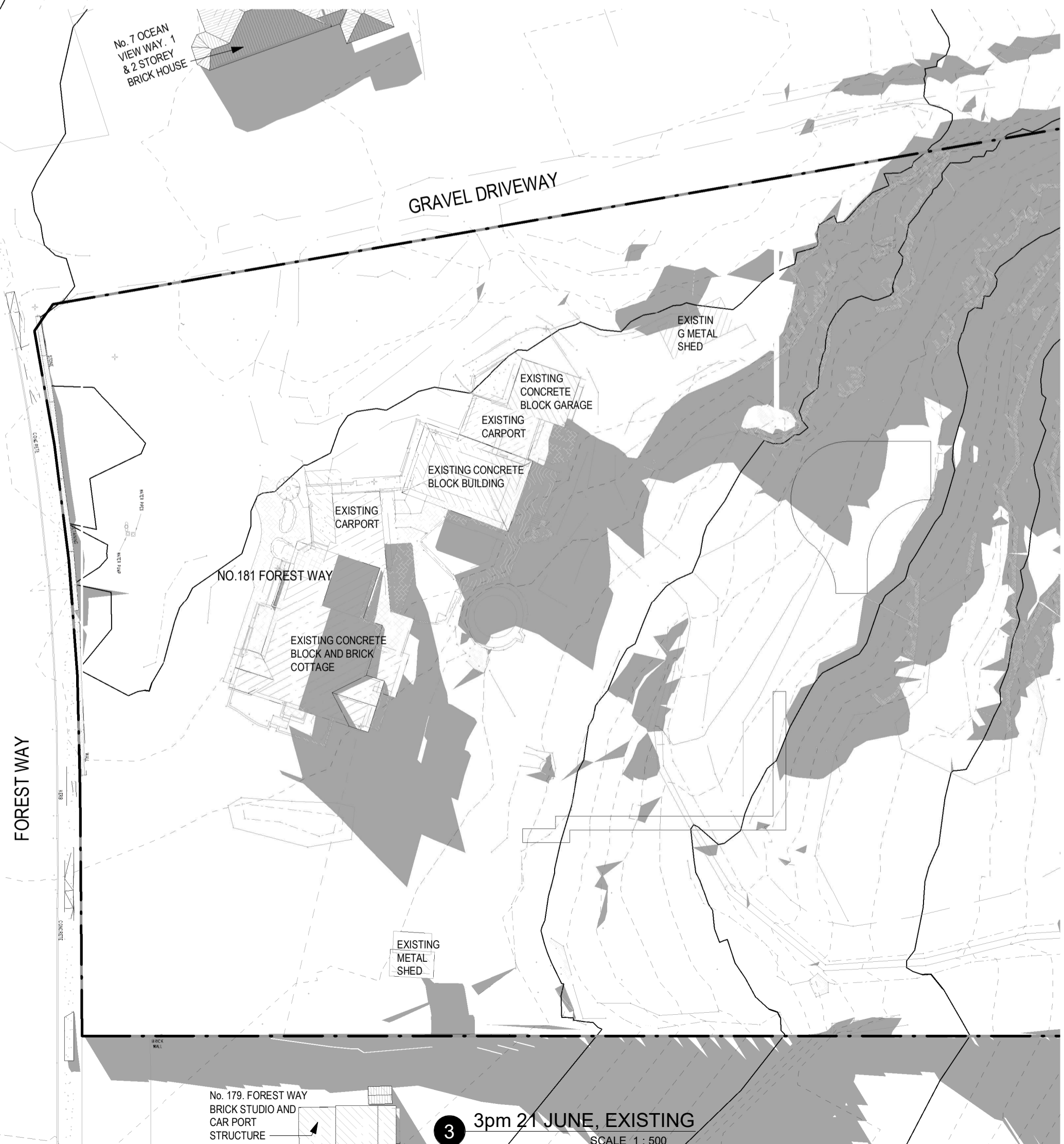
GENERAL NOTES
Morrison Design Partnership Pty. Limited accept no responsibility for the usability, completeness or accuracy of data transferred electronically. Recipients should when necessary request a hard copy version for verification. This drawing shall be read in conjunction with all architectural and other Consultants drawings and specifications and with such other written instructions as may be issued during the course of the contract. Figured dimensions shall be taken in preference to scaling. All level, datum points and dimensions on this drawing shall be verified by the builder on site. All discrepancies shall be referred to the architect for direction before proceeding with any works. **DO NOT SCALE THIS DRAWING.**



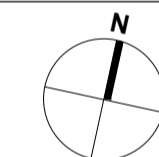
No. 179, FOREST WAY BRICK STUDIO AND CAR PORT STRUCTURE
2 12pm 21 JUNE, EXISTING
 SCALE 1:500



No. 179, FOREST WAY BRICK STUDIO AND CAR PORT STRUCTURE
1 9am 21 JUNE, EXISTING
 SCALE 1:500



No. 179, FOREST WAY BRICK STUDIO AND CAR PORT STRUCTURE
3 3pm 21 JUNE, EXISTING
 SCALE 1:500



4.56

CLIENT/APPLICANT:
REGIS AGED CARE
 PO Box 8373
 Level 2, 615 Dandenong Rd.
 Armadale VIC 3143



ARCHITECT:
Morrison Design Partnership Pty Ltd
 Suite 302 / 69 Christie St
 St Leonards NSW 2065
 Ph: 02 9966 5566

architecture
 interior design
 project management

NSW ARCH REG ARCHITECT: G. COLLETTON #7621
 ACN: 001 595 268 ABN: 44 001 595 268 morrisondesign@mdp.com.au
 Suite 302/69 Christie Street St. Leonards NSW 2065 | 02 99665566 | www.mdp.com.au

©Copyright
 These drawings and designs and the copyright thereof are the property of Morrison Design Partnership Pty. Ltd. and must not be altered, used, related or copied wholly or in part without the written permission of Morrison Design Partnership Pty. Ltd. ACN 001 595 268.

This drawing is based on information supplied by others, and must not be relied upon unless checked against site conditions.

PROJECT:
BELROSE MANOR
 RESIDENTIAL AGED CARE FACILITY
 181 FOREST WAY
 BELROSE NSW 2085

DRAWING:
**SHADOW DIAGRAMS,
 (EXISTING CONDITIONS)
 SHEET 2**

| | |
|--------------------------------|--------------------------|
| PROJECT NO. 3169 | REVISION NO. C |
| DRAWING NO. DA602 | ARCHITECT: YEE CHEN |
| SCALE: 1:500 @ A1 | DATE: 20220405 |
| PROJECT DIRECTOR: MARKAM RAJPH | |

Morrison Design Partnership
 Since 1968