

BASIX[®]Certificate

Building Sustainability Index www.basix.nsw.gov.au

Single Dwelling

Certificate number: 1775302S

This certificate confirms that the proposed development will meet the NSW government's requirements for sustainability, if it is built in accordance with the commitments set out below. Terms used in this certificate, or in the commitments, have the meaning given by the document entitled "BASIX Definitions" dated 10/09/2020 published by the Department. This document is available at www.basix.nsw.gov.au

Secretary

Date of issue: Friday, 29 November 2024

To be valid, this certificate must be submitted with a development application or lodged with a complying development certificate application within 3 months of the date of issue.



| Project summary | | |
|---------------------------|--|-------------|
| Project name | 39 Lovett St -BCC:PW | |
| Street address | 39 LOVETT Street MANLY VALE 2093 | |
| Local Government Area | Northern Beaches Council | |
| Plan type and plan number | Deposited Plan DP38976 | |
| Lot no. | 6 | |
| Section no. | - | |
| Project type | dwelling house (detached) - secondary dwelling | |
| No. of bedrooms | 1 | |
| Project score | | |
| Water | ✔ 40 | Target 40 |
| Thermal Performance | ✔ Pass | Target Pass |
| Energy | ✔ 68 | Target 68 |
| Materials | ✔ 21 | Target n/a |

| Certificate Prepared by |
|---|
| Name / Company Name: BASIX Certificate Centre |
| ABN (if applicable): 31 430 367 846 |

Description of project

Project address

| | |
|---------------------------|----------------------------------|
| Project name | 39 Lovett St -BCC:PW |
| Street address | 39 LOVETT Street MANLY VALE 2093 |
| Local Government Area | Northern Beaches Council |
| Plan type and plan number | Deposited Plan DP38976 |
| Lot no. | 6 |
| Section no. | - |

Project type

| | |
|-----------------|--|
| Project type | dwelling house (detached) - secondary dwelling |
| No. of bedrooms | 1 |

Site details

| | |
|--|------|
| Site area (m ²) | 543 |
| Roof area (m ²) | 38 |
| Conditioned floor area (m ²) | 26.5 |
| Unconditioned floor area (m ²) | 0.0 |
| Total area of garden and lawn (m ²) | 25 |
| Roof area of the existing dwelling (m ²) | 217 |
| Number of bedrooms in the existing dwelling | 3 |

Assessor details and thermal loads

| | |
|--|-----|
| Assessor number | n/a |
| Certificate number | n/a |
| Climate zone | n/a |
| Area adjusted cooling load (MJ/m ² .year) | n/a |
| Area adjusted heating load (MJ/m ² .year) | n/a |

Project score

| | | |
|---------------------|--------|-------------|
| Water | ✔ 40 | Target 40 |
| Thermal Performance | ✔ Pass | Target Pass |
| Energy | ✔ 68 | Target 68 |
| Materials | ✔ 21 | Target n/a |

Schedule of BASIX commitments

The commitments set out below regulate how the proposed development is to be carried out. It is a condition of any development consent granted, or complying development certificate issued, for the proposed development, that BASIX commitments be complied with.

| Water Commitments | Show on DA plans | Show on CC/CDC plans & specs | Certifier check |
|--|------------------|------------------------------|-----------------|
| Fixtures | | | |
| The applicant must install showerheads with a minimum rating of 4 star (> 4.5 but <= 6 L/min plus spray force and/or coverage tests) in all showers in the development. | | ✓ | ✓ |
| The applicant must install a toilet flushing system with a minimum rating of 4 star in each toilet in the development. | | ✓ | ✓ |
| The applicant must install taps with a minimum rating of 3 star in the kitchen in the development. | | ✓ | |
| The applicant must install basin taps with a minimum rating of 5 star in each bathroom in the development. | | ✓ | |
| Alternative water | | | |
| Rainwater tank | | | |
| The applicant must install a rainwater tank of at least 800 litres on the site. This rainwater tank must meet, and be installed in accordance with, the requirements of all applicable regulatory authorities. | ✓ | ✓ | ✓ |
| The applicant must configure the rainwater tank to collect rain runoff from at least 38 square metres of the roof area of the development (excluding the area of the roof which drains to any stormwater tank or private dam). | | ✓ | ✓ |
| The applicant must connect the rainwater tank to: <ul style="list-style-type: none"> all toilets in the development at least one outdoor tap in the development (Note: NSW Health does not recommend that rainwater be used for human consumption in areas with potable water supply.) | | ✓ ✓ | ✓ ✓ |

| Thermal Performance and Materials commitments | Show on DA plans | Show on CC/CDC plans & specs | Certifier check |
|--|------------------|------------------------------|-----------------|
| Do-it-yourself Method | | | |
| General features | | | |
| The dwelling must be a Class 1 dwelling according to the National Construction Code, and must not have more than 2 storeys. | ✓ | ✓ | ✓ |
| The conditioned floor area of the dwelling must not exceed 300 square metres. | ✓ | ✓ | ✓ |
| The dwelling must not contain open mezzanine area exceeding 25 square metres. | ✓ | ✓ | ✓ |
| The dwelling must not contain third level habitable attic room. | ✓ | ✓ | ✓ |
| Floor, walls and ceiling/roof | | | |
| The applicant must construct the floor(s), walls, and ceiling/roof of the dwelling in accordance with the specifications listed in the table below. | ✓ | ✓ | ✓ |
| The applicant must adopt one of the options listed in the tables below to address thermal bridging in metal framed floor(s), walls and ceiling/roof of the dwelling. | ✓ | ✓ | ✓ |
| The applicant must show through receipts that the materials purchased for construction are consistent with the specifications listed in the tables below. | | | ✓ |

| Construction | Area - m ² | Additional insulation required | Options to address thermal bridging | Other specifications |
|---|-----------------------|--|-------------------------------------|--|
| floor - suspended floor above enclosed subfloor, particle board; frame: timber - H2 treated softwood. | 26.5 | 2 (or 2.7 including construction) (down);not specified | nil | subfloor wall insulation: None |
| external wall: framed (fibre cement sheet or boards); frame: timber - H2 treated softwood. | all external walls | 3.00 (or 3.50 including construction);not specified | nil | wall colour: Medium (solar absorptance 0.48-0.7) |
| internal wall: plasterboard; frame: timber - H2 treated softwood. | 9.7 | not specified | nil | |

| Construction | Area - m ² | Additional insulation required | Options to address thermal bridging | Other specifications |
|---|-----------------------|---|-------------------------------------|---|
| ceiling and roof - flat ceiling / flat roof, framed - metal roof, timber - H2 treated softwood. | 38.4 | ceiling: 5 (up), roof: foil backed blanket ;ceiling: fibreglass batts or roll; roof: foil backed blanket. | nil | roof colour: medium (solar absorptance 0.6-0.7); ceiling area fully insulated |

| | |
|------|--|
| Note | <ul style="list-style-type: none"> Insulation specified in this Certificate must be installed in accordance with the ABCB Housing Provisions (Part 13.2.2) of the National Construction Code. |
| Note | <ul style="list-style-type: none"> If the additional ceiling insulation listed in the table above is greater than R3.0, refer to the ABCB Housing Provisions (Part 13.2.3 (6)) of the National Construction Code. |
| Note | <ul style="list-style-type: none"> In some climate zones, insulation should be installed with due consideration of condensation and associated interaction with adjoining building materials. |
| Note | <ul style="list-style-type: none"> Thermal breaks must be installed in metal framed walls and applicable roofs in accordance with the ABCB Housing Provisions of the National Construction Code. |

| Thermal Performance and Materials commitments | Show on DA plans | Show on CC/CDC plans & specs | Certifier check |
|---|------------------|------------------------------|-----------------|
| Ceiling fans | | | |
| The applicant must install at least one ceiling fan in at least one daytime habitable space, such as living room. | ✓ | ✓ | ✓ |
| The applicant must install at least one ceiling fan in each bedroom. | ✓ | ✓ | ✓ |
| <ul style="list-style-type: none"> The minimum number and diameter of ceiling fans in a daytime habitable space must be installed in accordance with the ABCB Housing Provisions (Part 13.5.2) of the National Construction Code . | ✓ | ✓ | ✓ |

| Thermal Performance and Materials commitments | Show on DA plans | Show on CC/CDC plans & specs | Certifier check |
|---|------------------|------------------------------|-----------------|
| Glazed windows, doors and skylights | | | |
| The applicant must install the windows, glazed doors and shading devices described in the table below, in accordance with the specifications listed in the table. Relevant overshadowing specifications must be satisfied for each glazed window and door. | ✓ | ✓ | ✓ |
| The dwelling may have 1 skylight (<0.7 square metres) which is not listed in the table. | ✓ | ✓ | ✓ |
| The following requirements must also be satisfied in relation to each window and glazed door: | ✓ | ✓ | ✓ |
| <ul style="list-style-type: none"> The applicant must install windows and glazed doors in accordance with the height and width, frame and glazing types listed in the table. | ✓ | ✓ | ✓ |
| <ul style="list-style-type: none"> Each window and glazed door must have a U- value no greater than that listed and a Solar Heat Gain Coefficient (SHGC) within the range listed. Total system U values and SHGC must be calculated in accordance with National Fenestration Rating Council (NFRC) conditions. | | ✓ | ✓ |
| <ul style="list-style-type: none"> Vertical external louvres and blinds must fully shade the glazed window or door beside which they are situated when fully drawn or closed. | ✓ | ✓ | ✓ |
| <ul style="list-style-type: none"> Overshadowing buildings/vegetation must be of the height and distance from the centre and the base of the window and glazed door, as specified in the 'overshadowing' column. | ✓ | ✓ | ✓ |
| The applicant must install the skylights described in the table below, in accordance with the specifications listed in the table. Total skylight area must not exceed 3 square metres (the 3 square metre limit does not include the optional additional skylight of less than 0.7 square metres that does not have to be listed in the table). | ✓ | ✓ | ✓ |

| Glazed window/door no. | Maximum height (mm) | Maximum width (mm) | Frame and glass specification | Shading device (Dimension within 10%) | Overshadowing |
|------------------------|---------------------|--------------------|--|--|-------------------------|
| North facing | | | | | |
| W01 | 450.00 | 1200.00 | aluminium, double glazed (U-value: <=6.0, SHGC: 0.60 - 0.74) | eave 300 mm, 220 mm above head of window or glazed door | 2-4 m high, 8-12 m away |
| W02 | 600.00 | 1570.00 | aluminium, double glazed (U-value: <=3.5, SHGC: 0.60 - 0.74) | eave 300 mm, 1400 mm above head of window or glazed door | 2-4 m high, 2 m away |
| East facing | | | | | |


| Glazed window/door no. | Maximum height (mm) | Maximum width (mm) | Frame and glass specification | Shading device (Dimension within 10%) | Overshadowing |
|------------------------|---------------------|--------------------|--|--|------------------|
| W03 | 600.00 | 1810.00 | aluminium, double glazed (U-value: <=3.5, SHGC: 0.60 - 0.74) | eave 725 mm, 410 mm above head of window or glazed door | not overshadowed |
| South facing | | | | | |
| W04 | 750.00 | 1450.00 | aluminium, double glazed (U-value: <=3.5, SHGC: 0.60 - 0.74) | eave 600 mm, 500 mm above head of window or glazed door | not overshadowed |
| D1 | 2100.00 | 1800.00 | aluminium, double glazed (U-value: <=3.0, SHGC: 0.49 - 0.60) | awning (adjustable) 1200 mm, 2000 mm above base of window or glazed door | not overshadowed |
| West facing | | | | | |
| W05 | 500.00 | 1600.00 | aluminium, double glazed (U-value: <=3.5, SHGC: 0.60 - 0.74) | external louvre/vertical blind (adjustable) | not overshadowed |
| W06 | 500.00 | 1600.00 | aluminium, double glazed (U-value: <=3.5, SHGC: 0.60 - 0.74) | external louvre/vertical blind (adjustable) | not overshadowed |


| Energy Commitments | Show on DA plans | Show on CC/CDC plans & specs | Certifier check |
|---|------------------|--|--|
| Hot water | | | |
| The applicant must install the following hot water system in the development, or a system with a higher energy rating: electric boosted solar with a performance of 26 to 30 STCs or better. | ✓ | ✓ | ✓ |
| Cooling system | | | |
| The applicant must install the following cooling system, or a system with a higher energy rating, in at least 1 living area: 1-phase airconditioning - non ducted; Energy rating: 3 star (average zone) | | ✓ | ✓ |
| The bedrooms must not incorporate any cooling system, or any ducting which is designed to accommodate a cooling system. | | ✓ | ✓ |
| Heating system | | | |
| The applicant must install the following heating system, or a system with a higher energy rating, in at least 1 living area: 1-phase airconditioning - ducted; Energy rating: 3 star (average zone) | | ✓ | ✓ |
| The bedrooms must not incorporate any heating system, or any ducting which is designed to accommodate a heating system. | | ✓ | ✓ |
| Ventilation | | | |
| <p>The applicant must install the following exhaust systems in the development:</p> <p>At least 1 Bathroom: individual fan, ducted to façade or roof; Operation control: manual switch on/off</p> <p>Kitchen: individual fan, ducted to façade or roof; Operation control: manual switch on/off</p> <p>Laundry: natural ventilation only, or no laundry; Operation control: n/a</p> | | <p style="text-align: center;">✓</p> <p style="text-align: center;">✓</p> <p style="text-align: center;">✓</p> | <p style="text-align: center;">✓</p> <p style="text-align: center;">✓</p> <p style="text-align: center;">✓</p> |
| Artificial lighting | | | |
| The applicant must ensure that a minimum of 80% of light fixtures are fitted with fluorescent, compact fluorescent, or light-emitting-diode (LED) lamps. | | ✓ | ✓ |
| Natural lighting | | | |
| The applicant must install a window and/or skylight in the kitchen of the dwelling for natural lighting. | ✓ | ✓ | ✓ |


| Energy Commitments | Show on DA plans | Show on CC/CDC plans & specs | Certifier check |
|---|------------------|------------------------------|-----------------|
| The applicant must install a window and/or skylight in 1 bathroom(s)/toilet(s) in the development for natural lighting. | ✓ | ✓ | ✓ |
| Other | | | |
| The applicant must install a fixed outdoor clothes drying line as part of the development. | | ✓ | |

Legend

In these commitments, "applicant" means the person carrying out the development.

Commitments identified with a  in the "Show on DA plans" column must be shown on the plans accompanying the development application for the proposed development (if a development application is to be lodged for the proposed development).

Commitments identified with a  in the "Show on CC/CDC plans and specs" column must be shown in the plans and specifications accompanying the application for a construction certificate / complying development certificate for the proposed development.

Commitments identified with a  in the "Certifier check" column must be certified by a certifying authority as having been fulfilled, before a final occupation certificate (either interim or final) for the development may be issued.