

BASIX[®]Certificate

Building Sustainability Index www.basix.nsw.gov.au

Alterations and Additions

Certificate number: A1735013_03

This certificate confirms that the proposed development will meet the NSW government's requirements for sustainability, if it is built in accordance with the commitments set out below. Terms used in this certificate, or in the commitments, have the meaning given by the document entitled "BASIX Definitions" dated 10/09/2020 published by the Department. This document is available at www.basix.nsw.gov.au

Secretary

Date of issue: Friday, 07 June 2024

To be valid, this certificate must be lodged within 3 months of the date of issue.



Project address	
Project name	Zimmermann (Copy 01)_03
Street address	126B PACIFIC Road PALM BEACH 2108
Local Government Area	Northern Beaches Council
Plan type and number	Deposited Plan DP318985
Lot number	2
Section number	N/A
Project type	
Dwelling type	Dwelling house (detached)
Type of alteration and addition	The estimated development cost for my renovation work is \$50,000 or more, and includes a pool (and/or spa).
N/A	N/A
Certificate Prepared by <small>(please complete before submitting to Council or PCA)</small>	
Name / Company Name: CURVE 9 PTY LTD	
ABN (if applicable): 67066367486	

Pool and Spa	Show on DA Plans	Show on CC/CDC Plans & specs	Certifier Check
Rainwater tank			
The applicant must install a rainwater tank of at least 1274.22 litres on the site. This rainwater tank must meet, and be installed in accordance with, the requirements of all applicable regulatory authorities.	✓	✓	✓
The applicant must configure the rainwater tank to collect rainwater runoff from at least 100 square metres of roof area.		✓	✓
The applicant must connect the rainwater tank to a tap located within 10 metres of the edge of the pool and outdoor spa.		✓	✓
Outdoor swimming pool			
The swimming pool must be outdoors.	✓	✓	✓
The swimming pool must not have a capacity greater than 27 kilolitres.	✓	✓	✓
The swimming pool must have a pool cover.		✓	✓
The applicant must install a pool pump timer for the swimming pool.		✓	✓
The applicant must install the following heating system for the swimming pool that is part of this development: solar (electric boosted).		✓	✓
Outdoor spa			
The spa must not have a capacity greater than 2 kilolitres.	✓	✓	✓
The spa must have a spa cover.		✓	✓

Pool and Spa	Show on DA Plans	Show on CC/CDC Plans & specs	Certifier Check
The applicant must install a spa pump timer.		✔	✔
The applicant must install the following heating system for the outdoor spa that is part of this development: solar (electric boosted).		✔	✔

Fixtures and systems	Show on DA Plans	Show on CC/CDC Plans & specs	Certifier Check
Lighting			
The applicant must ensure a minimum of 40% of new or altered light fixtures are fitted with fluorescent, compact fluorescent, or light-emitting-diode (LED) lamps.		✓	✓
Fixtures			
The applicant must ensure new or altered showerheads have a flow rate no greater than 9 litres per minute or a 3 star water rating.		✓	✓
The applicant must ensure new or altered toilets have a flow rate no greater than 4 litres per average flush or a minimum 3 star water rating.		✓	✓
The applicant must ensure new or altered taps have a flow rate no greater than 9 litres per minute or minimum 3 star water rating.		✓	

Construction			Show on DA Plans	Show on CC/CDC Plans & specs	Certifier Check												
Insulation requirements																	
The applicant must construct the new or altered construction (floor(s), walls, and ceilings/roofs) in accordance with the specifications listed in the table below, except that a) additional insulation is not required where the area of new construction is less than 2m2, b) insulation specified is not required for parts of altered construction where insulation already exists.			✔	✔	✔												
<table border="1" style="width: 100%; border-collapse: collapse;"> <thead> <tr> <th style="background-color: #555; color: white;">Construction</th> <th style="background-color: #555; color: white;">Additional insulation required (R-value)</th> <th style="background-color: #555; color: white;">Other specifications</th> </tr> </thead> <tbody> <tr> <td>suspended floor with enclosed subfloor: concrete (R0.6).</td> <td>R0.70 (down) (or R1.30 including construction)</td> <td>N/A</td> </tr> <tr> <td>external wall: framed (weatherboard, fibro, metal clad)</td> <td>R1.30 (or R1.70 including construction)</td> <td></td> </tr> <tr> <td>flat ceiling, flat roof: framed</td> <td>ceiling: R0.40 (up), roof: foil backed blanket (100 mm)</td> <td>light (solar absorptance < 0.475)</td> </tr> </tbody> </table>			Construction	Additional insulation required (R-value)	Other specifications	suspended floor with enclosed subfloor: concrete (R0.6).	R0.70 (down) (or R1.30 including construction)	N/A	external wall: framed (weatherboard, fibro, metal clad)	R1.30 (or R1.70 including construction)		flat ceiling, flat roof: framed	ceiling: R0.40 (up), roof: foil backed blanket (100 mm)	light (solar absorptance < 0.475)			
Construction	Additional insulation required (R-value)	Other specifications															
suspended floor with enclosed subfloor: concrete (R0.6).	R0.70 (down) (or R1.30 including construction)	N/A															
external wall: framed (weatherboard, fibro, metal clad)	R1.30 (or R1.70 including construction)																
flat ceiling, flat roof: framed	ceiling: R0.40 (up), roof: foil backed blanket (100 mm)	light (solar absorptance < 0.475)															

Glazing requirements	Show on DA Plans	Show on CC/CDC Plans & specs	Certifier Check
Windows and glazed doors			
The applicant must install the windows, glazed doors and shading devices, in accordance with the specifications listed in the table below. Relevant overshadowing specifications must be satisfied for each window and glazed door.	✓	✓	✓
The following requirements must also be satisfied in relation to each window and glazed door:		✓	✓
Each window or glazed door with standard aluminium or timber frames and single clear or toned glass may either match the description, or, have a U-value and a Solar Heat Gain Coefficient (SHGC) no greater than that listed in the table below. Total system U-values and SHGCs must be calculated in accordance with National Fenestration Rating Council (NFRC) conditions.		✓	✓
For projections described in millimetres, the leading edge of each eave, pergola, verandah, balcony or awning must be no more than 500 mm above the head of the window or glazed door and no more than 2400 mm above the sill.	✓	✓	✓
For projections described as a ratio, the ratio of the projection from the wall to the height above the window or glazed door sill must be at least that shown in the table below.	✓	✓	✓
Pergolas with polycarbonate roof or similar translucent material must have a shading coefficient of less than 0.35.		✓	✓
Pergolas with fixed battens must have battens parallel to the window or glazed door above which they are situated, unless the pergola also shades a perpendicular window. The spacing between battens must not be more than 50 mm.		✓	✓


Glazing requirements							Show on DA Plans	Show on CC/CDC Plans & specs	Certifier Check
Windows and glazed doors glazing requirements									
Window/door number	Orientation	Area of glass including frame (m2)	Overshadowing height (m)	Overshadowing distance (m)	Shading device	Frame and glass type			
W1	E	6	0	0	projection/ height above sill ratio ≥ 0.36	timber or uPVC, single clear, (or U-value: 5.71, SHGC: 0.66)			
W2	E	6	0	0	projection/ height above sill ratio ≥ 0.36	timber or uPVC, single clear, (or U-value: 5.71, SHGC: 0.66)			
W3	E	6	0	0	projection/ height above sill ratio ≥ 0.36	timber or uPVC, single clear, (or U-value: 5.71, SHGC: 0.66)			
W4	E	1.9	0	0	projection/ height above sill ratio ≥ 0.36	timber or uPVC, single clear, (or U-value: 5.71, SHGC: 0.66)			
W5	E	0.65	0	0	none	timber or uPVC, single clear, (or U-value: 5.71, SHGC: 0.66)			


Glazing requirements							Show on DA Plans	Show on CC/CDC Plans & specs	Certifier Check
Window/door number	Orientation	Area of glass including frame (m2)	Overshadowing height (m)	Overshadowing distance (m)	Shading device	Frame and glass type			
W6	E	1.45	0	0	projection/ height above sill ratio >=0.36	timber or uPVC, single clear, (or U- value: 5.71, SHGC: 0.66)			
W7	S	0.9	0	0	none	timber or uPVC, single clear, (or U- value: 5.71, SHGC: 0.66)			
W8	W	2.9	0	0	eave/ verandah/ pergola/balcony >=750 mm	timber or uPVC, single clear, (or U- value: 5.71, SHGC: 0.66)			
W9	W	7.8	0	0	eave/ verandah/ pergola/balcony >=750 mm	timber or uPVC, single clear, (or U- value: 5.71, SHGC: 0.66)			
W10	W	9	0	0	eave/ verandah/ pergola/balcony >=750 mm	timber or uPVC, single clear, (or U- value: 5.71, SHGC: 0.66)			


Glazing requirements							Show on DA Plans	Show on CC/CDC Plans & specs	Certifier Check
Windows and glazed doors glazing requirements									
Window/door number	Orientation	Area of glass including frame (m2)	Overshadowing height (m)	Overshadowing distance (m)	Shading device	Frame and glass type			
W11	W	9	0	0	eave/ verandah/ pergola/balcony >=750 mm	timber or uPVC, single clear, (or U- value: 5.71, SHGC: 0.66)			
W12	W	6	0	0	projection/ height above sill ratio >=0.36	timber or uPVC, single clear, (or U- value: 5.71, SHGC: 0.66)			
W13	W	6	0	0	projection/ height above sill ratio >=0.36	timber or uPVC, single clear, (or U- value: 5.71, SHGC: 0.66)			
W14	W	6	0	0	projection/ height above sill ratio >=0.36	timber or uPVC, single clear, (or U- value: 5.71, SHGC: 0.66)			

Legend

In these commitments, "applicant" means the person carrying out the development.

Commitments identified with a  in the "Show on DA plans" column must be shown on the plans accompanying the development application for the proposed development (if a development application is to be lodged for the proposed development).

Commitments identified with a  in the "Show on CC/CDC plans & specs" column must be shown in the plans and specifications accompanying the application for a construction certificate / complying development certificate for the proposed development.

Commitments identified with a  in the "Certifier check" column must be certified by a certifying authority as having been fulfilled, before a final occupation certificate for the development may be issued.