

THIS PLAN IS TO BE READ IN CONJUNCTION WITH THE CONDITIONS OF DEVELOPMENT CONSENT DA2023/0520

LOCATION OF THE PROPOSED DEVELOPMENT (REFER TO FLOOR PLANS)

ADDISON ROAD

ADDISON ROAD

ADDISON ROAD

PROPOSED SITE PLAN

NOT FOR CONSTRUCTION

**NOTES**

- 1. ALL DIMENSIONS ARE AS SHOWN UNLESS OTHERWISE SPECIFIED.
- 2. ALL DIMENSIONS ARE TO FACE UNLESS OTHERWISE SPECIFIED.
- 3. ALL DIMENSIONS ARE TO FACE UNLESS OTHERWISE SPECIFIED.
- 4. ALL DIMENSIONS ARE TO FACE UNLESS OTHERWISE SPECIFIED.
- 5. ALL DIMENSIONS ARE TO FACE UNLESS OTHERWISE SPECIFIED.

**COPYRIGHT**

THIS DOCUMENT IS THE PROPERTY OF DESIGN GROUP. IT IS TO BE USED ONLY FOR THE PROJECT AND SITE SPECIFICALLY IDENTIFIED. IT IS NOT TO BE REPRODUCED, COPIED, OR TRANSMITTED IN ANY FORM OR BY ANY MEANS, WITHOUT THE WRITTEN PERMISSION OF DESIGN GROUP.

**design**

**bdac**

**ALTERATIONS AND ADDITIONS**

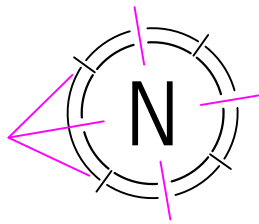
5 CHILTERN ROAD, INGLESIDE NSW 2101

**SCALE** 1:200 (A3)

**ISSUE** 4

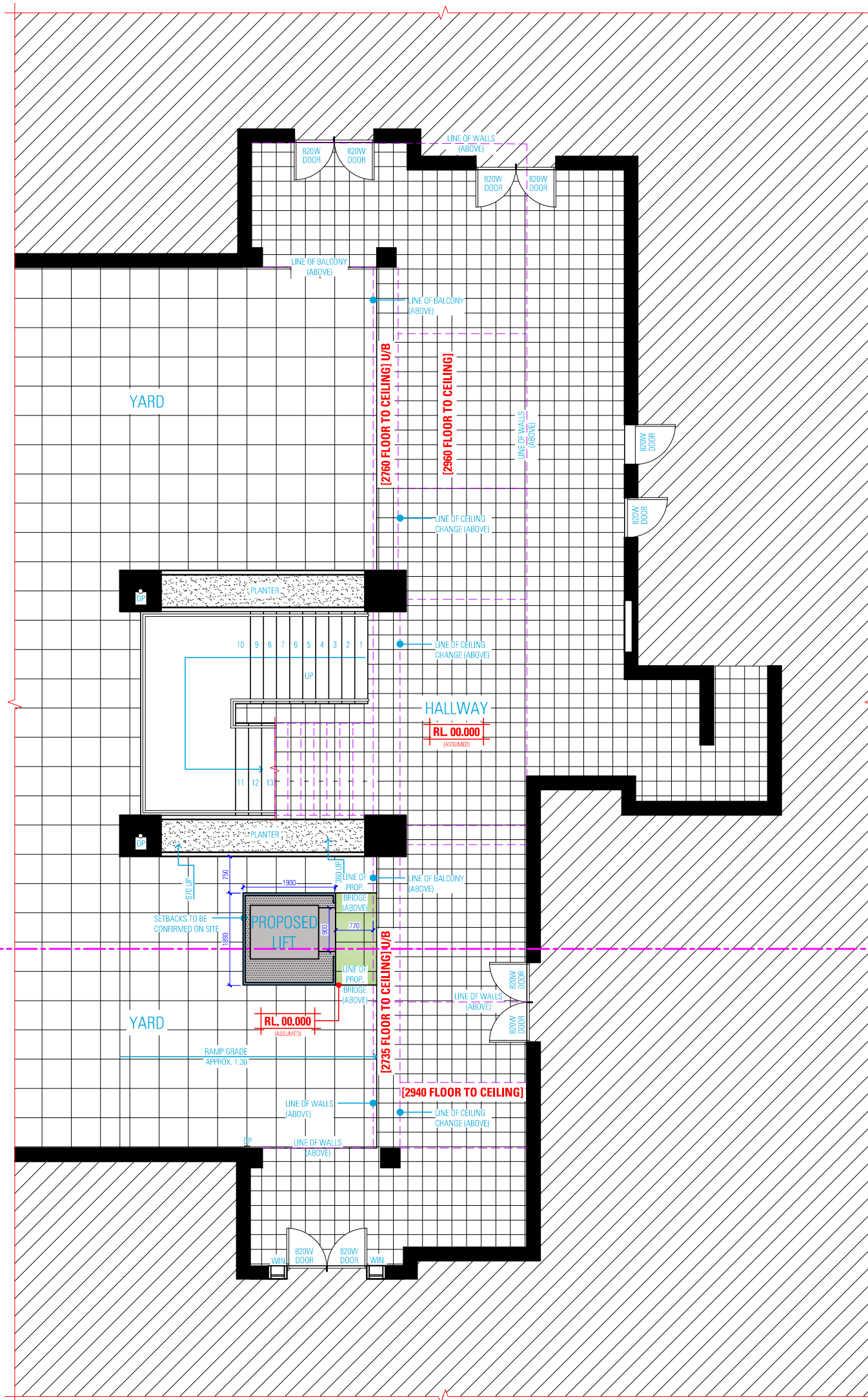
**DATE** 19/10/2023

**19159-01**



**THIS PLAN IS TO BE READ IN CONJUNCTION WITH THE CONDITIONS OF DEVELOPMENT CONSENT**

**DA2023/0520**



# PROPOSED GROUND FLOOR PLAN

**NOT FOR CONSTRUCTION**

### NOTES

1. ALL DIMENSIONS ARE IN MILLIMETRES
2. VERIFY ALL DIMENSIONS ON SITE
3. DO NOT SCALE, USE FIGURED DIMENSIONS ONLY
4. VERIFY ALL DISCREPANCIES WITH THE DESIGNER
5. ALL WORKS TO COMPLY WITH THE NATIONAL CONSTRUCTION CODE (BCA) & AUSTRALIAN STANDARDS

### COPYRIGHT

THESE DRAWINGS HAVE BEEN PREPARED BY ES DESIGN, AND SHALL REMAIN THE PROPERTY OF THE SAME. NO PORTION OF THESE DRAWINGS, WHETHER IN PART OR WHOLE, SHALL BE USED IN ANY FORM, DUPLICATED OR OTHERWISE, WITHOUT PRIOR WRITTEN PERMISSION OF THE ARCHITECT/ DESIGNER. THESE DRAWINGS ARE SUBJECT TO COPYRIGHT LAWS.



www.es.com.au



### ALTERATIONS AND ADDITIONS

5 CHILTERN ROAD,  
INGLESIDE NSW 2101

**DESIGN** ELIE SLEIMAN  
**DRAFTED** ELIE SLEIMAN

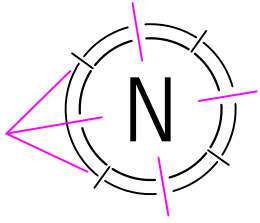
MR SAM BASMAJIAN

### DRAWING

PROPOSED GROUND FLOOR PLAN

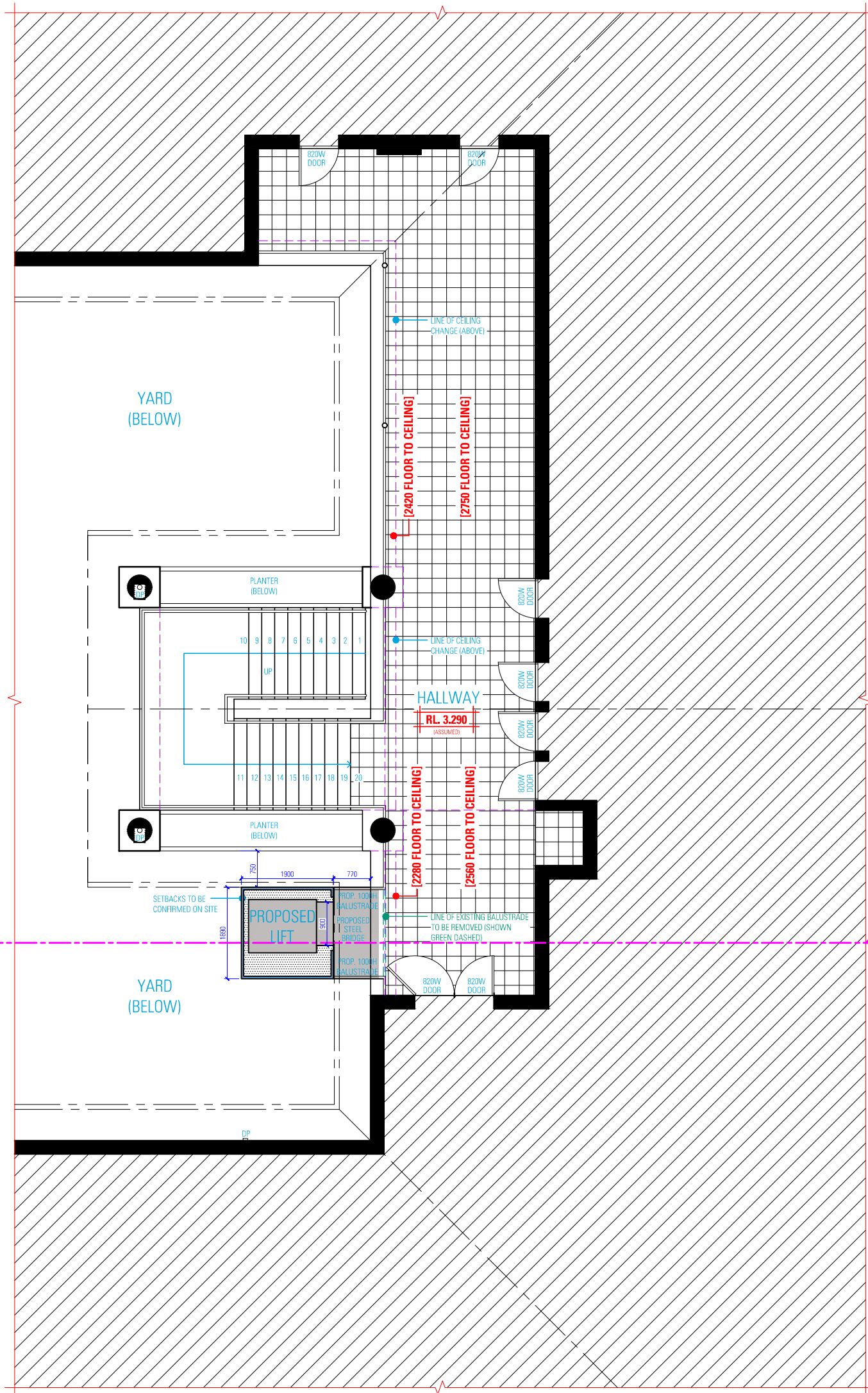
**SCALE** 1:100 / A3  
**ISSUE** A

**DWG No.** 19159-03



**THIS PLAN IS TO BE READ IN  
CONJUNCTION WITH  
THE CONDITIONS OF DEVELOPMENT  
CONSENT**

**DA2023/0520**



## PROPOSED FIRST FLOOR PLAN

**NOT FOR CONSTRUCTION**

### NOTES

1. ALL DIMENSIONS ARE IN MILLIMETRES
2. VERIFY ALL DIMENSIONS ON SITE
3. DO NOT SCALE, USE FIGURED DIMENSIONS ONLY
4. VERIFY ALL DISCREPANCIES WITH THE DESIGNER
5. ALL WORKS TO COMPLY WITH THE NATIONAL CONSTRUCTION CODE (BCA) & AUSTRALIAN STANDARDS

### COPYRIGHT

THESE DRAWINGS HAVE BEEN PREPARED BY ES DESIGN, AND SHALL REMAIN THE PROPERTY OF THE SAME, NO PORTION OF THESE DRAWINGS, WHETHER IN PART OR WHOLE, SHALL BE USED IN ANY FORM, DUPLICATED OR OTHERWISE, WITHOUT PRIOR WRITTEN PERMISSION OF THE ARCHITECT/ DESIGNER. THESE DRAWINGS ARE SUBJECT TO COPYRIGHT LAWS.



www.es.com.au



### ALTERATIONS AND ADDITIONS

5 CHILTERN ROAD,  
INGLESIDE NSW 2101

DESIGN ELIE SLEIMAN  
DRAFTED ELIE SLEIMAN

MR SAM BASMAJIAN

### DRAWING

PROPOSED FIRST FLOOR PLAN

SCALE 1:100 / A3  
ISSUE A

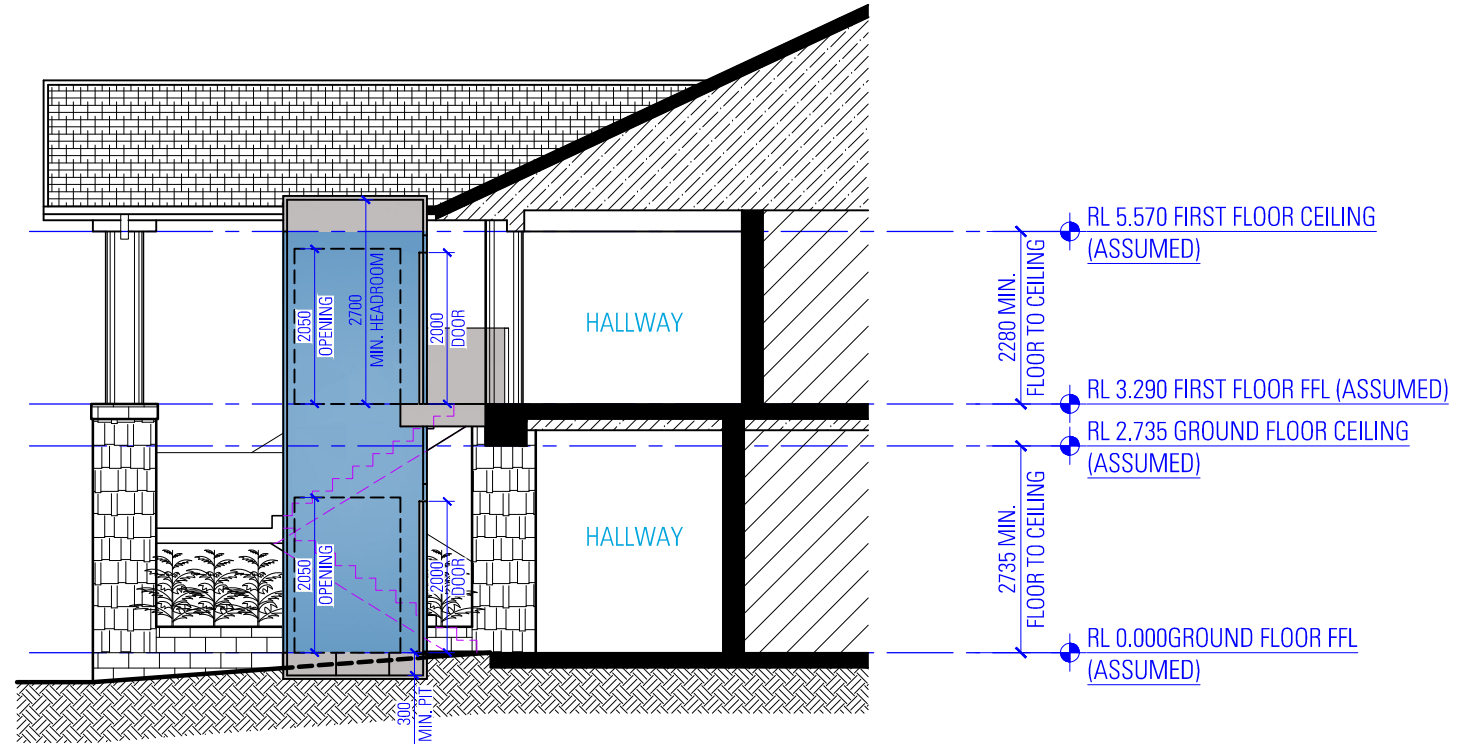
DWG No. 19159-04



northern  
beaches  
council

**THIS PLAN IS TO BE READ IN  
CONJUNCTION WITH  
THE CONDITIONS OF DEVELOPMENT  
CONSENT**

**DA2023/0520**



SECTION

A  
03-04

SECTION

**NOT FOR CONSTRUCTION**

**NOTES**

1. ALL DIMENSIONS ARE IN MILLIMETRES
2. VERIFY ALL DIMENSIONS ON SITE
3. DO NOT SCALE, USE FIGURED DIMENSIONS ONLY
4. VERIFY ALL DISCREPANCIES WITH THE DESIGNER
5. ALL WORKS TO COMPLY WITH THE NATIONAL CONSTRUCTION CODE (BCA) & AUSTRALIAN STANDARDS

**COPYRIGHT**

THESE DRAWINGS HAVE BEEN PREPARED BY ES DESIGN, AND SHALL REMAIN THE PROPERTY OF THE SAME. NO PORTION OF THESE DRAWINGS, WHETHER IN PART OR WHOLE, SHALL BE USED IN ANY FORM, DUPLICATED OR OTHERWISE, WITHOUT PRIOR WRITTEN PERMISSION OF THE ARCHITECT/ DESIGNER. THESE DRAWINGS ARE SUBJECT TO COPYRIGHT LAWS.



www.es.com.au



**ALTERATIONS AND ADDITIONS**

5 CHILTERN ROAD,  
INGLESIDE NSW 2101

DESIGN ELIE SLEIMAN  
DRAFTED ELIE SLEIMAN

MR SAM BASMAJIAN

**DRAWING**

SECTION VIEW

SCALE 1:100 / A3  
ISSUE A

DWG No. 19159-05