



SERVICES	
	BOUNDARY LINE
	EASEMENT LINE
	EXISTING ELECTRICITY
	EXISTING GAS
	EXISTING TELECOMMUNICATIONS
	EXISTING TELSTRA
	EXISTING WATER
	EXISTING STORMWATER
	EXISTING SEWER
	EXISTING SERVICE TO BE REMOVED
	PROPOSED ELECTRICITY
	PROPOSED GAS
	PROPOSED TELECOMMUNICATIONS
	PROPOSED WATER
	PROPOSED FIRE HYDRANT
	PROPOSED SEWER GRAVITY MAIN
	PROPOSED SEWER RISING MAIN
	RELOCATED TELSTRA
	STORMWATER PIPE
	KERB INLET PIT
	JUNCTION PIT
	ON-SITE DETENTION TANK




THE WORK AS EXECUTED INFORMATION
HERE IN SHOWN IN RED WAS SURVEYED
BY TOTAL SURVEYING SOLUTIONS.

TSS Job #: 160546 Date: 8/2/2017

William Hamer

William Hamer
Registered Surveyor - No. 1606
Total Surveying Solutions



GENERAL NOTES:

- REFER SPECIFICATIONS NOTES FOR EXISTING SERVICES GENERAL REQUIREMENTS.
- ALL WORKS TO BE CARRIED OUT IN ACCORDANCE WITH COUNCIL / RELEVANT AUTHORITY SPECIFICATIONS AND DETAILS.
- CAD FILES TO BE SUPPLIED IN AUTOCAD FORMAT FOR SETOUT PURPOSES (UPON REQUEST).
- ALL EXISTING SERVICES INDICATED ON THE DRAWINGS ORIGINATE FROM SUPPLIED DATA OR DIAL BEFORE YOU DIG SEARCHES, THEREFORE THEIR ACCURACY AND COMPLETENESS IS NOT GUARANTEED. IT IS THE RESPONSIBILITY OF THE CONTRACTOR TO DETERMINE AND CONFIRM THE LOCATION AND LEVEL OF ALL EXISTING SERVICES PRIOR TO THE COMMENCEMENT OF ANY WORK. ANY DISCREPANCIES SHALL BE REPORTED TO THE SUPERINTENDENT. CLEARANCES SHALL BE OBTAINED FROM THE RELEVANT SERVICE AUTHORITY. NOTE SERVICE AUTHORITY REQUIREMENTS FOR LOCATING OF SERVICES PRIOR TO COMMENCEMENT OF WORKS.
- CONTRACTOR TO ALLOW TO ADJUST AND LIAISE WITH RELEVANT SERVICE AUTHORITIES IN RELATION TO EXISTING SERVICE ADJUSTMENT AND MODIFICATION.
- NEW SERVICES SHOWN ON PLANS ARE INDICATIVE ONLY FOR CLARITY - REFER 'TYPICAL SECTIONS C38.10' AND OTHER RELEVANT CONSULTANTS DRAWINGS FOR EXACT SETOUT LOCATIONS AND DETAILS.
- PROPOSED RELOCATION OF TELSTRA LINE CONTRACTOR TO LIAISE WITH TELSTRA IN RELATION TO RELOCATION.

FOR CONSTRUCTION

REVISION	DESCRIPTION	ISSUED	VER'D	APP'D	DATE
A	DRAWING PACKAGE SPLIT - INTERNAL / EXTERNAL WORKS	SP	DTM	RH	04.12.15

CLIENT

DRAWING NOT TO BE USED FOR CONSTRUCTION UNLESS
VERIFICATION SIGNATURE HAS BEEN ADDED

THE COPYRIGHT OF THIS DRAWING REMAINS WITH
NORTHROP CONSULTING ENGINEERS PTY LTD

ALL DIMENSIONS TO BE VERIFIED ON SITE BEFORE COMMENCING WORK.
NORTHROP ACCEPTS NO RESPONSIBILITY FOR THE USABILITY, COMPLETENESS OR SCALE OF DRAWINGS TRANSFERRED ELECTRONICALLY.
THIS DRAWING MAY HAVE BEEN PREPARED USING COLOUR, AND MAY BE INCOMPLETE IF COPIED TO BLACK & WHITE

SCALE 1:200

Sydney

Level 11 345 George Street, Sydney NSW 2000
Ph (02) 9241 4188 Fax (02) 9241 4324
Email sydney@northrop.com.au ABN 81 094 433 100

PROJECT

1 FERN CREEK ROAD,
WARRIEWOOD

DRAWING TITLE

INTERNAL WORKS

SERVICES MASTER PLAN -
SHEET 2

JOB NUMBER

141292

DRAWING NUMBER

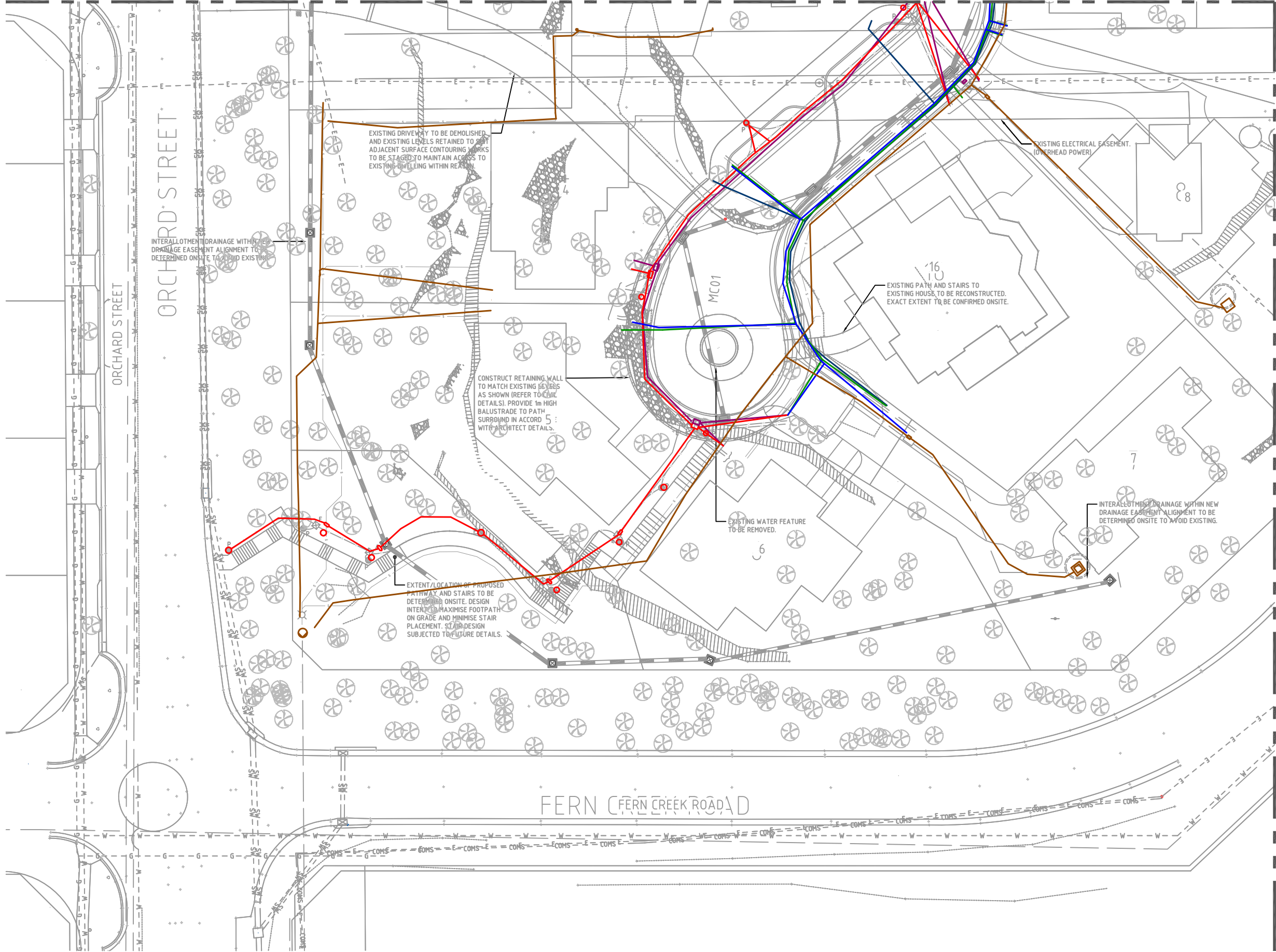
C38.02

REVISION

A

DRAWING SHEET SIZE = A1

FOR CONTINUATION REFER TO SHEET 1



SERVICES

- BOUNDARY LINE
- EASEMENT LINE
- EXISTING ELECTRICITY
- EXISTING GAS
- EXISTING TELECOMMUNICATIONS
- EXISTING TELSTRA
- EXISTING WATER
- EXISTING STORMWATER
- EXISTING SEWER
- EXISTING SERVICE TO BE REMOVED
- PROPOSED ELECTRICITY
- PROPOSED GAS
- PROPOSED TELECOMMUNICATIONS
- PROPOSED WATER
- PROPOSED FIRE HYDRANT
- PROPOSED SEWER GRAVITY MAIN
- PROPOSED SEWER RISING MAIN
- RELOCATED TELSTRA
- STORMWATER PIPE
- KERB INLET PIT
- JUNCTION PIT
- ON-SITE DETENTION TANK




THE WORK AS EXECUTED INFORMATION HERE IN SHOWN IN RED WAS SURVEYED BY TOTAL SURVEYING SOLUTIONS.

TSS Job #: 160546 Date: 8/2/2017

William Hamer

William Hamer
Registered Surveyor - No. 1606
Total Surveying Solutions



GENERAL NOTES:

- REFER SPECIFICATIONS NOTES FOR EXISTING SERVICES GENERAL REQUIREMENTS.
- ALL WORKS TO BE CARRIED OUT IN ACCORDANCE WITH COUNCIL / RELEVANT AUTHORITY SPECIFICATIONS AND DETAILS.
- CAD FILES TO BE SUPPLIED IN AUTOCAD FORMAT FOR SETOUT PURPOSES (UPON REQUEST).
- ALL EXISTING SERVICES INDICATED ON THE DRAWINGS ORIGINATE FROM SUPPLIED DATA OR DIAL BEFORE YOU DIG SEARCHES, THEREFORE THEIR ACCURACY AND COMPLETENESS IS NOT GUARANTEED. IT IS THE RESPONSIBILITY OF THE CONTRACTOR TO DETERMINE AND CONFIRM THE LOCATION AND LEVEL OF ALL EXISTING SERVICES PRIOR TO THE COMMENCEMENT OF ANY WORK. ANY DISCREPANCIES SHALL BE REPORTED TO THE SUPERINTENDENT. CLEARANCES SHALL BE OBTAINED FROM THE RELEVANT SERVICE AUTHORITY. NOTE SERVICE AUTHORITY REQUIREMENTS FOR LOCATING OF SERVICES PRIOR TO COMMENCEMENT OF WORKS.
- CONTRACTOR TO ALLOW TO ADJUST AND LIAISE WITH RELEVANT SERVICE AUTHORITIES IN RELATION TO EXISTING SERVICE ADJUSTMENT AND MODIFICATION.
- NEW SERVICES SHOWN ON PLANS ARE INDICATIVE ONLY FOR CLARITY - REFER 'TYPICAL SECTIONS C38.10' AND OTHER RELEVANT CONSULTANTS DRAWINGS FOR EXACT SETOUT LOCATIONS AND DETAILS.
- PROPOSED RELOCATION OF TELSTRA LINE CONTRACTOR TO LIAISE WITH TELSTRA IN RELATION TO RELOCATION.

FOR CONSTRUCTION

VERIFIER: D.MORRISON
JOB MANAGER: R.HAUGHTON
DESIGNED: R.HAUGHTON
DRAWN: SPATTESON

REVISION	DESCRIPTION	ISSUED	VER'D	APP'D	DATE
A	DRAWING PACKAGE SPLIT - INTERNAL / EXTERNAL WORKS	SP	DTM	RH	04.12.15



DRAWING NOT TO BE USED FOR CONSTRUCTION UNLESS VERIFICATION SIGNATURE HAS BEEN ADDED

THE COPYRIGHT OF THIS DRAWING REMAINS WITH NORTHROP CONSULTING ENGINEERS PTY LTD

ALL DIMENSIONS TO BE VERIFIED ON SITE BEFORE COMMENCING WORK. NORTHROP ACCEPTS NO RESPONSIBILITY FOR THE USABILITY, COMPLETENESS OR SCALE OF DRAWINGS TRANSFERRED ELECTRONICALLY. THIS DRAWING MAY HAVE BEEN PREPARED USING COLOUR, AND MAY BE INCOMPLETE IF COPIED TO BLACK & WHITE

0 2 4 6 8 10m SCALE 1:200

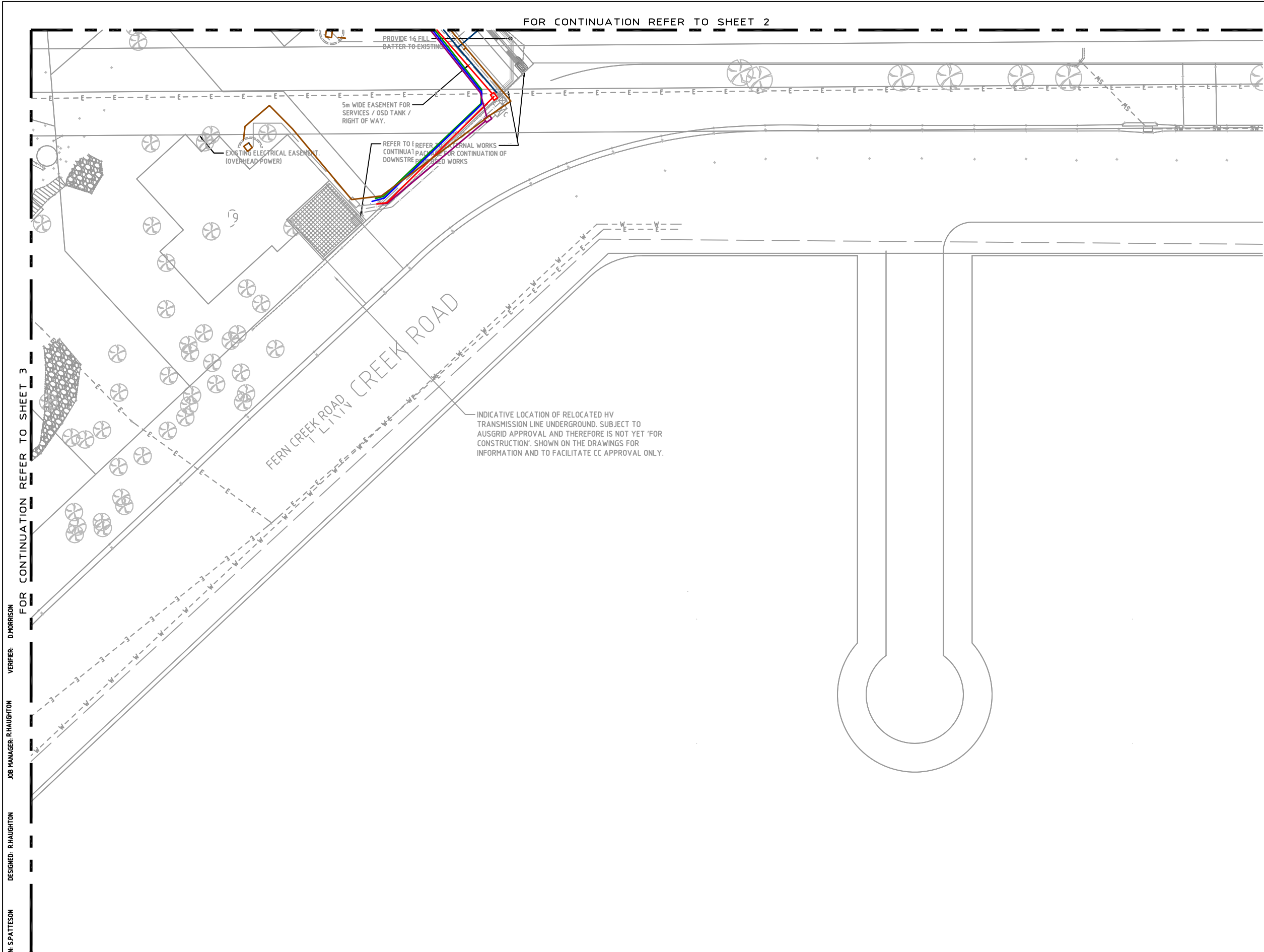
NORTHROP

Sydney
Level 11 345 George Street, Sydney NSW 2000
Ph (02) 9241 4188 Fax (02) 9241 4324
Email sydney@northrop.com.au ABN 81 094 433 100

PROJECT
**1 FERN CREEK ROAD,
WARRIEWOOD**

DRAWING TITLE
**INTERNAL WORKS
SERVICES MASTER PLAN -
SHEET 3**

JOB NUMBER	141292
DRAWING NUMBER	C38.03
REVISION	A
DRAWING SHEET SIZE = A1	



SERVICES

- BOUNDARY LINE
- EASEMENT LINE
- EXISTING ELECTRICITY
- EXISTING GAS
- EXISTING TELECOMMUNICATIONS
- EXISTING TELSTRA
- EXISTING WATER
- EXISTING STORMWATER
- EXISTING SEWER
- EXISTING SERVICE TO BE REMOVED
- PROPOSED ELECTRICITY
- PROPOSED GAS
- PROPOSED TELECOMMUNICATIONS
- PROPOSED WATER
- PROPOSED FIRE HYDRANT
- PROPOSED SEWER GRAVITY MAIN
- PROPOSED SEWER RISING MAIN
- RELOCATED TELSTRA
- STORMWATER PIPE
- KERB INLET PIT
- JUNCTION PIT
- ON-SITE DETENTION TANK




THE WORK AS EXECUTED INFORMATION HERE IN SHOWN IN RED WAS SURVEYED BY TOTAL SURVEYING SOLUTIONS.

TSS Job #: 160546 Date: 8/2/2017

William Hamer

William Hamer
Registered Surveyor - No. 1606
Total Surveying Solutions



GENERAL NOTES:

- REFER SPECIFICATIONS NOTES FOR EXISTING SERVICES GENERAL REQUIREMENTS.
- ALL WORKS TO BE CARRIED OUT IN ACCORDANCE WITH COUNCIL / RELEVANT AUTHORITY SPECIFICATIONS AND DETAILS.
- CAD FILES TO BE SUPPLIED IN AUTOCAD FORMAT FOR SETOUT PURPOSES (UPON REQUEST).
- ALL EXISTING SERVICES INDICATED ON THE DRAWINGS ORIGINATE FROM SUPPLIED DATA OR DIAL BEFORE YOU DIG SEARCHES, THEREFORE THEIR ACCURACY AND COMPLETENESS IS NOT GUARANTEED. IT IS THE RESPONSIBILITY OF THE CONTRACTOR TO DETERMINE AND CONFIRM THE LOCATION AND LEVEL OF ALL EXISTING SERVICES PRIOR TO THE COMMENCEMENT OF ANY WORK. ANY DISCREPANCIES SHALL BE REPORTED TO THE SUPERINTENDENT. CLEARANCES SHALL BE OBTAINED FROM THE RELEVANT SERVICE AUTHORITY. NOTE SERVICE AUTHORITY REQUIREMENTS FOR LOCATING OF SERVICES PRIOR TO COMMENCEMENT OF WORKS.
- CONTRACTOR TO ALLOW TO ADJUST AND LIAISE WITH RELEVANT SERVICE AUTHORITIES IN RELATION TO EXISTING SERVICE ADJUSTMENT AND MODIFICATION.
- NEW SERVICES SHOWN ON PLANS ARE INDICATIVE ONLY FOR CLARITY - REFER 'TYPICAL SECTIONS C38.10' AND OTHER RELEVANT CONSULTANTS DRAWINGS FOR EXACT SETOUT LOCATIONS AND DETAILS.
- PROPOSED RELOCATION OF TELSTRA LINE CONTRACTOR TO LIAISE WITH TELSTRA IN RELATION TO RELOCATION.

FOR CONSTRUCTION

REVISION	DESCRIPTION	ISSUED	VER'D	APP'D	DATE
A	DRAWING PACKAGE SPLIT - INTERNAL / EXTERNAL WORKS	SP	DTM	RH	04.12.15

CLIENT

THE COPYRIGHT OF THIS DRAWING REMAINS WITH NORTHROP CONSULTING ENGINEERS PTY LTD

THE COPYRIGHT OF THIS DRAWING REMAINS WITH NORTHROP CONSULTING ENGINEERS PTY LTD

ALL DIMENSIONS TO BE VERIFIED ON SITE BEFORE COMMENCING WORK. NORTHROP ACCEPTS NO RESPONSIBILITY FOR THE USABILITY, COMPLETENESS OR SCALE OF DRAWINGS TRANSFERRED ELECTRONICALLY. THIS DRAWING MAY HAVE BEEN PREPARED USING COLOUR, AND MAY BE INCOMPLETE IF COPIED TO BLACK & WHITE

SCALE 1:200

Sydney
Level 11 345 George Street, Sydney NSW 2000
Ph (02) 9241 4188 Fax (02) 9241 4324
Email sydney@northrop.com.au ABN 81 094 433 100

PROJECT

1 FERN CREEK ROAD,
WARRIEWOOD

DRAWING TITLE

INTERNAL WORKS
SERVICES MASTER PLAN -
SHEET 4

JOB NUMBER

141292

DRAWING NUMBER

C38.04

REVISION

A

DRAWING SHEET SIZE = A1