

RAINWATER TANK NOTES:

CAPACITY:
RAINWATER TANKS HAVE A CAPACITY AS MARKED IN THE PLAN.

RAINWATER CONNECTION:
TANK WATER WILL BE PLUMBED TO ALL OUTDOOR WATERING, ALL TOILETS AND LAUNDRY ROOM AS PER BASIX REQUIREMENT (TO BE RE-CONFIRMED FROM BASIX REPORT)

FIRST FLUSH:
"FIRST FLUSH" DEVICE WILL BE FITTED TO REMOVE SURFACE CONTAMINATION.

NON DRINKING:
TANK WATER WILL NOT BE CONNECTED TO DRINKING OR BATHING WATER OUTLETS.

FULLY ENCLOSED:
TANKS WILL BE FULLY ENCLOSED AND SEALED TO PREVENT ACCESS BY MOSQUITOES.

NON REFLECTIVE FINISH:
TANKS SURFACES WILL HAVE NON REFLECTIVE FINISH.

WARNING LABELS:
A LABEL WILL BE AFFIXED TO THE TANKS WARNING THAT WATER IS NOT TO BE CONSUMED AND RAINWATER SIGNAGE WILL BE PLACED ABOVE ALL TANK WATER OUTLETS.

ROOFING MATERIALS:
THE ROOF SURFACE FROM WHICH RAINWATER IS BEING DRAWN WILL NOT CONTAIN LEAD,TAR,ASBESTOS OR PAINTS

BASE:
TANKS WILL BE BUILT ON A SELF SUPPORTING BASE (ABOVE GROUND TANKS ONLY)

WATER PRESSURE:
TANKS WILL BE FITTED WITH SMALL MOTORISED PUMP TO PROVIDE ACCEPTABLE WATER PRESSURE.

PUMP NOISE:
PUMP WILL BE DESIGNED AND LOCATED NOT TO CAUSE A NOISE DISTURBANCE TO NEIGHBOURS GENERALLY NOT 5 dBA ABOVE BACKGROUND NOISE)

INSTALLATION:
WILL BE INSTALLED BY A LICENSED PLUMBER IN ACCORDANCE WITH SYDNEY WATER REQUIREMENTS AND THE "NSW CODE OF PRACTICE:PLUMBING AND DRAINAGE"

BACK FLOW PREVENTION:
A BACK FLOW PREVENTION DEVICE WILL BE PROVIDED AT THE MAINS WATER METER

DUAL SUPPLY:
A TRICKLE TOP-UP SYSTEM WILL BE PROVIDED AT THE MAINS WATER.

BACK UP SUPPLY:
A BACK UP SUPPLY OF MAINS WATER WILL BE PROVIDED IN EVENT OF FAILURE OR MAINTENANCE.

ANAEROBIC ZONE:
WATER WILL BE DRAWN FROM ABOVE THE ANAEROBIC ZONE OF TANKS.

TANK CONSTRUCTION:
TANKS WILL BE STRUCTURALLY SOUND AND CONSTRUCTED IN ACCORDANCE WITH AS/NZ3500.1.2-1998: NATIONAL PLUMBING AND DRAINAGE-WATER SUPPLY-ACCEPTABLE SOLUTIONS.

AIR GAP:
TANKS WILL BE PROVIDED WITH AN AIR GAP IN ACCORDANCE WITH AS/NZ 3500.1.2 AND AS2845.2 ON GOING MAINTENANCE:
TANK WILL BE WELL KEPT AND MAINTAINED BY THE OWNER.

NOTES:

- ALL WORKS TO BE CONSTRUCTED TO THE REQUIREMENTS AND SATISFACTION OF THE NORTHERN BEACHES COUNCIL DCP.
- PRIOR TO COMMENCEMENT OF ANY SITE WORKS,THE BUILDING CONTRACTOR/PLUMBER HAS TO EXPOSE ALL SERVICES IN THE FULL WIDTH OF THE FOOTPATH TO ENSURE THERE ARE NO OBSTRUCTIONS IN THE LINE OF THE DRAINAGE DISCHARGE PIPE.
- THE DRAINAGE CONTRACTOR IS TO LOCATE AND RELOCATE AS NECESSARY ALL SERVICES ON SITE.
- THE BUILDER IS TO VERIFY ALL LEVELS ON THE SITE PRIOR TO COMMENCING CONSTRUCTION.
- SILT FENCE IS TO BE ERECTED PRIOR TO COMMENCING WORK. FENCE TO BE MAINTAINED IN WORKING ORDER DURING THE TIME OF CONSTRUCTION
- W.A.E. DRAWING BY A REGISTERED SURVEYOR IS REQUIRED PRIOR TO CERTIFICATION OF DRAINAGE.
- U.N.O. ALL DOWN PIPES ARE TO BE 100Ø.
- U.N.O. ALL PIPES TO BE 100Ø CLASS 'SH' WITH 1% MIN SLOPE.
- ALL THE RETAINING WALLS TO STRUCTURAL ENGINEERS DETAIL AND SHOULD BE WITHIN THE SITE BOUNDARY.
- ALL THE DOWN PIPES FROM THE ROOF GUTTER TO RAINWATER TANK SHALL BE CHARGED LINES AND SOLVENT WELD JOINTED.
- PROVIDE OSD SIGN ON THE RAINWATER TANK.

LEGEND

- DRAINAGE LINE-- -- -- --
- AG. LINE — a — a
- SILT FENCE — X —
- EXISTING LEVEL DESIGN LEVEL x 125.61
- SILT BARRIER AROUND PIT (OR INSEPECTION EYE)
- CLEANING EYE (OR INSEPECTION EYE)
- SURFACE LEVEL SL 45.50
- INVERT LEVEL IL 45.00
- REMOVED TREE
- SURFACE INLET PIT
- JUNCTION PIT
- DOWN PIPE
- SPREADER PIPE
- PLANTER GRATE
- FLOOR GRATE
- DROPPER
- STEP IN THE RETAINING WALL

CAUTION:

ALL THE LEVELS AND DIMENSIONS ARE CRITICAL. PLEASE FOLLOW THE SW PLAN FOR CONSTRUCTION TO AVOID FINAL CERTIFICATION DELAY. IF YOU SEE SOMETHING NOT CORRECT OR NOT SUITED FOR SITE PLEASE CONTACT THE STORMWATER ENGINEER FOR CLARIFICATION AND FURTHER DIRECTIONS.

NOTE:

THE SURFACE INLET PITS SHALL BE HEAVY DUTY PLASTIC PITS IF IT IS LESS THAN 400mm DEEP.

NOTE:

PROVIDE FLOOR GRATES (100Ø) FOR THE FIRST FLOOR BALCONIES (DO NOT CONNECT TO THE RAINWATER TANK)

NOTE:

PRIOR TO CONSTRUCTION THE BUILDER IS TO COORDINATE ALL THE PLANS (ARCHITECTURE PLAN, LANDSCAPE PLAN, STRUCTURAL ENGINEER'S PLAN AND THE STORMWATER PLAN) TO MAKE SURE ALL THE DESIGN LEVELS, DOWNPIPE LOCATIONS AND THE FLOOR LEVELS ARE SAME IN ALL THE PLANS.

NOTE:

THE PIT SURFACE LEVELS AND THE TOP OF RETAINING WALLS SHALL BE RE-CONFIRMED AT SITE

NOTE:

CLEAN OUT LINES FROM THE CHARGED LINES TO BE CONNECTED TO THE NEAREST PITS WITH END CAP AT THE PIT END

STORMWATER DRAINAGE LAYOUT PLAN

SCALE: - 1:100 @ A1

OSD CALCULATION (FORMER WARRINGAH COUNCIL POLICY)

- TOTAL SITE AREA = 563.70m²
- TOTAL PROPOSED IMPERVIOUS AREA = 284m²
- PERCENTAGE IMPERVIOUS AREA = 284/563.70 x 100 = 50%
- OSD IS REQUIRED FOR THIS SITE.
- STORAGE REQUIRED = 0.0564 x 200 = 11.28m³
- ALLOWABLE DISCHARGE = 0.0564 x 400 = 22.56 L/S
- ROOF AREA TO OSD SYSTEM = 230m²
- ALLOWABLE DISCHARGE THROUSH OSD = 230/563.70 X 22.56 = 9.20 L/sec
- MAXIMUM HEAD TO ORIFICE CENTRE = 1.25m
- ORIFICE DIAMETER = 64mm
- OSD VOLUME PROVIDED = (11.28-3.0) = 8.28m³
- TOTAL VOLUME OF OSD AND RAIN WATER TANK = 12.0m³
- USE 2Nº 6000L RAIN WATER TANK

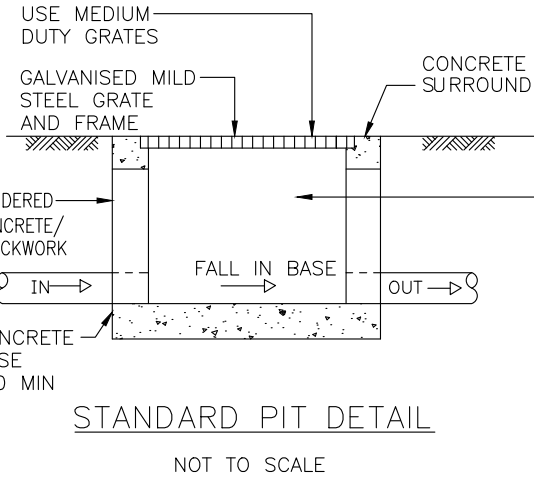
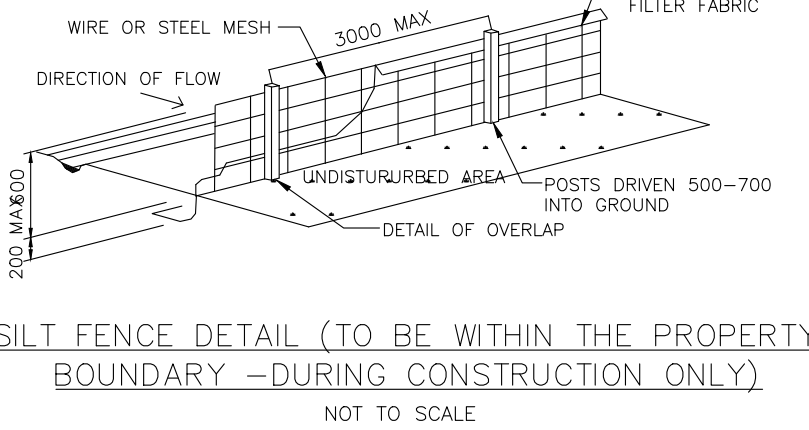
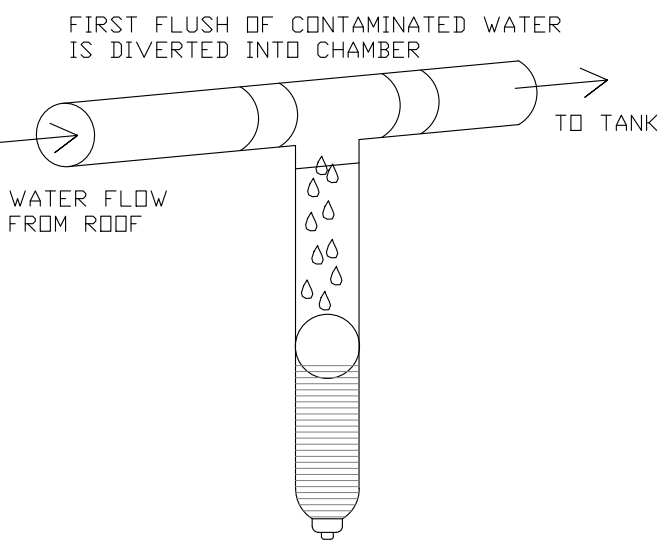
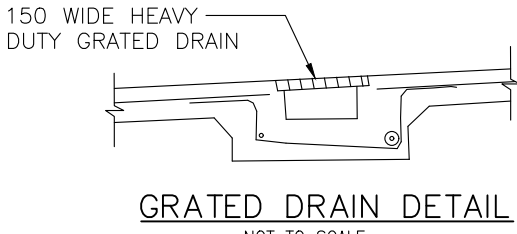
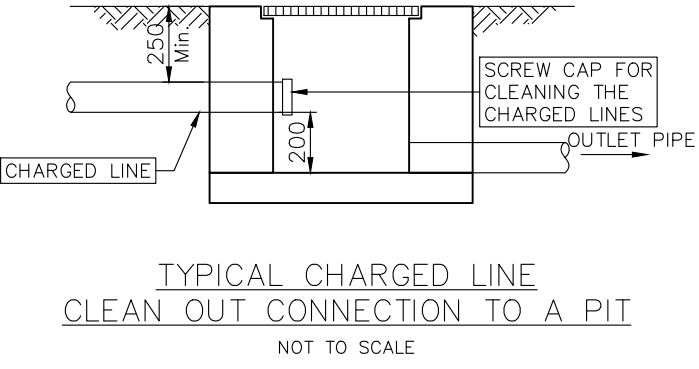
RAINWATER TANK AND OSD TANK DETAIL

SECTION A

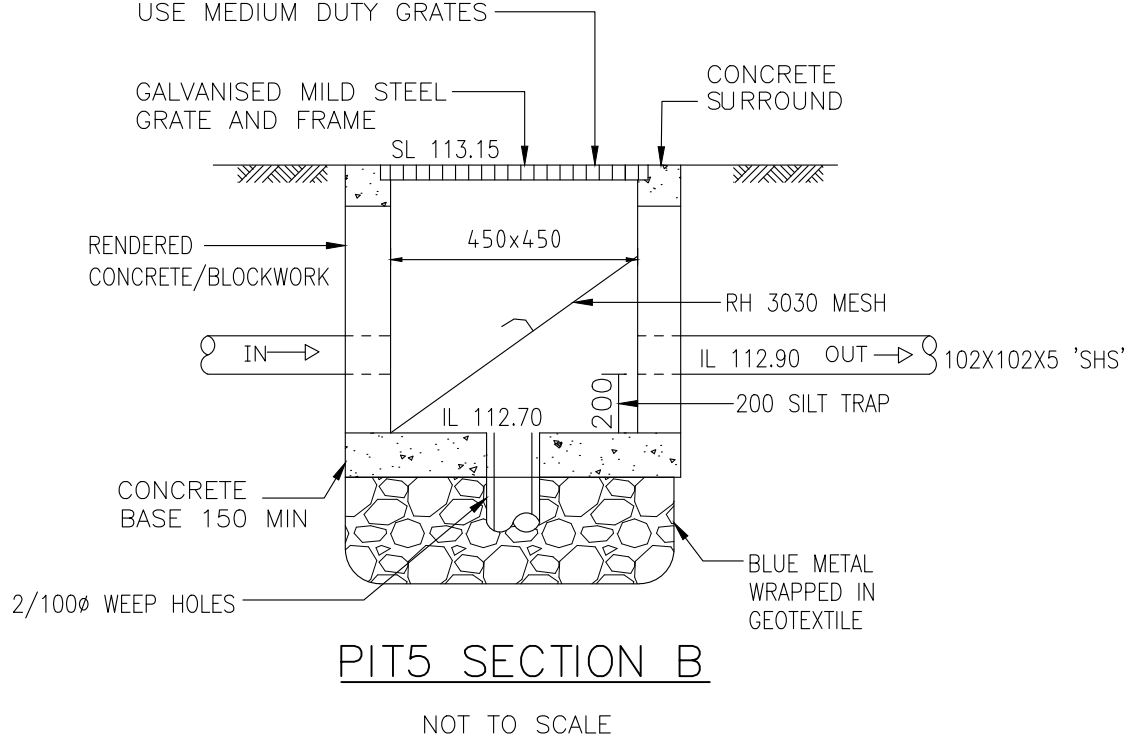
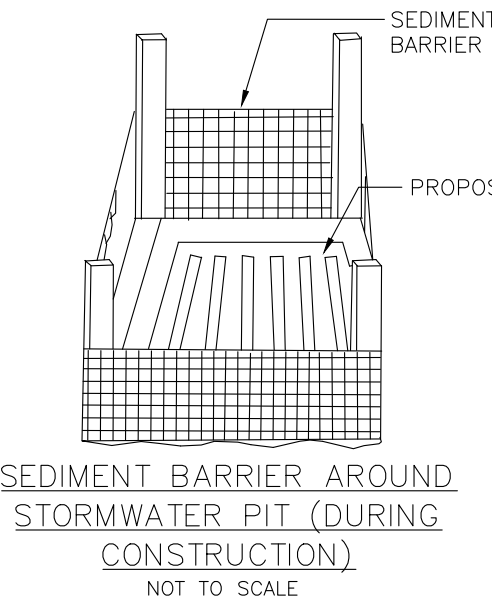
SCALE NTS

THIS IS AN
**ON-SITE STORMWATER
DETENTION SYSTEM**
REQUIRED BY YOUR LOCAL COUNCIL
IT IS AN OFFENCE TO REDUCE THE VOLUME OF THE
TANK OR BASIN OR TO INTERFERE WITH THE
ORIFICE PLATE THAT CONTROLS THE OUTFLOW
THE BASE OF THE OUTFLOW CONTROL PIT AND THE
DEBRIS SCREEN MUST BE CLEANED OF DEBRIS AND
SEDIMENT ON A REGULAR BASIS BY THE OWNER
THIS PLATE MUST NOT BE REMOVED

OSD SIGN
NOT TO SCALE



NOTE:
THE STORM WATER DRAINAGE PITS TO BE MADE WITH CONCRETE OR BRICKS. IT IS THE DECISION AND RESPONSIBILITY OF THE BUILDER TO USE HEAVY DUTY PLASTIC PITS FOR 450x450 PITS AND NOT MORE THAN 450mm DEEP AS LONG AS THEY ARE DURABLE AND STABLE AT ALL THE TIMES



			DESIGN BY:	VNK CONSULTING PTY LTD PO BOX 9118 Harris Park NSW 2150 Mobile: 0401 132 386 Email: VNKCONSULTING@GMAIL.COM	Drawing Title:		DESIGNED	NL	Project:	Ref No.
							DRAWN	AP	PROPOSED DWELLING 47 ARTHUR STREET FORESTVILLE NSW 2087	230522-01
			PRINCIPAL ENGINEER:	LOGAN N LOGESWARAN			DATUM	AHD		Issue:
			QUALIFICATIONS:	BscEng, MEng, MEngStud, M.ASCE, MIEAust, CPEng, NER			DATE	23.05.2022		A
A	23.05.2022	ISSUED FOR DA APPROVAL	AP							SHEET 1 of 1
Issue	Date	Description	BY							