

LANDSCAPE NOTES:  
All dimensions and levels must be checked on site and not scaled from this drawing. This drawing is subject to copyright and must not be reproduced or used in any form with written permission from True Form Landscape Architecture

AMENDMENTS		
ISSUE	DATE	DESCRIPTION
A	27/08/21	For DA submission
B	1/12/21	Revised for DA submission



TRUE FORM  
LANDSCAPE ARCHITECTURE

www.trueformlandscapes.com.au

CLIENT:

Conrad and Magda Groenewald

ADDRESS:

101 George St, Avalon Beach NSW 2101

DRAWING TITLE:

LANDSCAPE PLAN

SCALE: 1:200 @ A3

DRAWN BY: RH

CHECKED: RH

START DATE: 17/03/21

JOB NUMBER: 2021-006

ISSUE: B

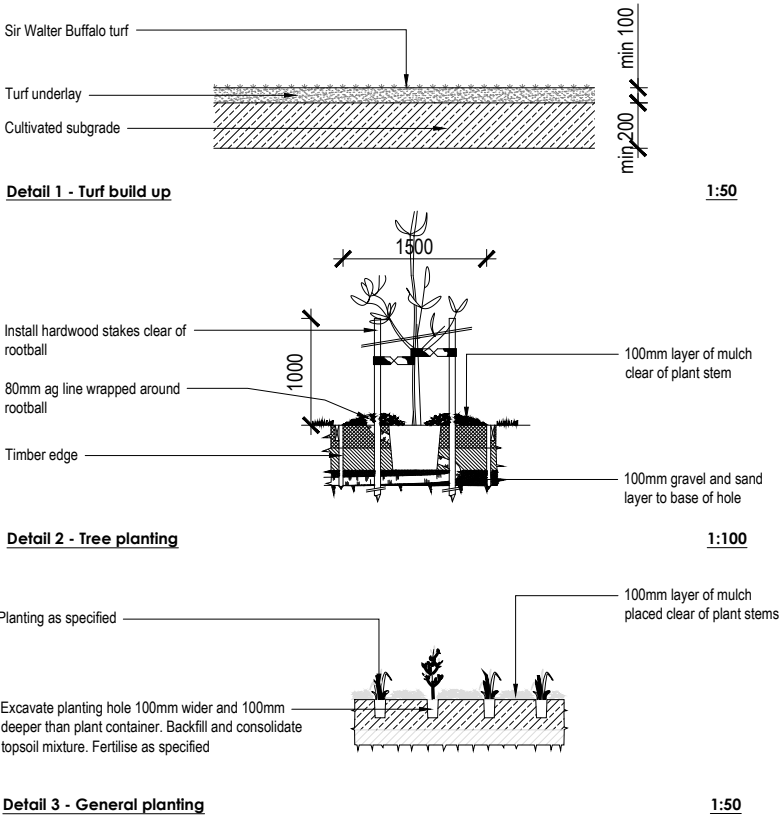
LANDSCAPE NOTES

1. SITE PREPARATION
- Any existing trees and vegetation to be retained shall be preserved and protected from damage of any sort during the execution of landscape work. In particular, root systems of plants must not be disturbed. Any nearby site works should be carried out carefully using hand tools. Trees shall not be removed or lopped unless specific written permission to do so is given or is indicated on plan. Storage of materials, vehicle parking, disposal of liquids, machinery repairs and refuelling, site office and sheds, and the lighting of fires shall not occur within (3) metres of any existing or new trees. Do not stockpile soil, rubble or other debris cleared from the site, or building materials within the drip line of existing or new trees.
2. SOIL PREPARATION
- All proposed planting areas are to be deep ripped to 300mm.  
75mm depth of A.N.L Organic Garden Mix to be imported and combined with 25mm Greenlife compost or approved equivalent. Care to be taken to hand cultivate in any area where existing tree roots exist to preserve health of trees.
3. NEW PLANTINGS
- Holes for plants are to be large enough to take the root ball with additional space for back fill with soil prepared as in 2.
4. MULCHING
- All planted areas to be mulched with Droughtmaster to a depth of 75mm with catchment dish to be left around base of plants.
5. FERTILISER
- On completion of work all planting areas are to be fertilised with a slow release fertiliser (Scotts Sierrablen Flora) which is to be sufficiently watered.
6. IRRIGATION
- Automatic watering system to be selected and installed to extend to all landscaped areas included in the works. The Landscape Contractor is to liaise with Council as necessary to ensure that the irrigation system conforms with all Water Board, Council and Australian rules.
7. TURF
- Turf to be Sir Walter Buffalo. To be laid on 50mm topsoil over 200mm deep rotary hoed prepared area. Area to be turfed to be evenly graded. Adequate drainage to be provided under lawn area.
8. RETAINING WALLS
- All retaining walls over 900mm to be to engineers specifications.
9. HARD CONSTRUCTION
- All civil, structural and hydraulic work associated with this project shall be to consulting engineers details. All external stairs to be constructed in accordance with Clause D2.13 of the Building Code of Australia.
10. PLANTING
- Unless supplied, installed and maintained by True Form Landscape Architecture, no responsibility will be taken for the vigor, condition or life span of any plant material.
11. TREE PROTECTION NOTES
- Tree protection fences, preferably using galvanised pipe at 2.4m spacings and connected by securely attached chain mesh fencing to a min. 1.8m height. The fence should be located as close as practically possible to the drip line of the trees. Installing trunk protection where fencing if impossible by placement of 2m lengths of 50 x 100mm hardwood timbers spaced at 150mm CTS and secured by 2mm wire at 300mm spacing. The protection is to be maintained in good condition for the duration of the works.
12. COPYRIGHT
- The design of this project is copyright and shall not be copied or reproduced in any way without the prior written permission of True Form Landscape Architecture.

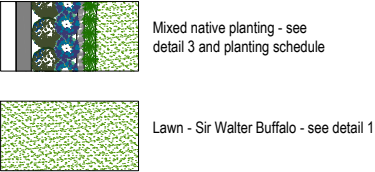
PLANTING SCHEDULE

BOTANIC NAME	COMMON NAME	QTY	CONTAINER SIZE	MATURE HEIGHT
Callistemon Little John	Dwarf Bottlebrush	17	200mm	0.4m
Correa alba	White Correa	10	140mm	1m
Cupaniopsis anacardioides	Tuckeroo	1	45L	8m
Dianella caerulea King Alfred	Flax Lilly	45	140mm	0.6m
Doryanthes excelsa	GyMEA Lilly	5	200mm	1.2m
Lomandra longifolia Tanika	Matt Rush	8	140mm	0.8m
Syzigium australe Resilience	Lilly Pilly	43	200mm	5m

LANDSCAPE DETAILS



LEGEND



LANDSCAPE NOTES:  
All dimentions and levels must be checked on site and not scaled from this drawing. This drawing is subject to copyright and must not be reproduced or used in any form with written permission from True Form Landscape Architecture

AMENDMENTS

ISSUE	DATE	DESCRIPTION
A	27/08/21	For DA submission
B	1/12/21	Revised for DA submission



www.trueformlandscapes.com.au

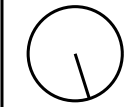
CLIENT:  
Conrad and Magda Groenewald

ADDRESS:  
101 George St, Avalon Beach NSW 2101

DRAWING TITLE:

LANDSCAPE DETAILS

SCALE: AS SHOWN @ A3  
DRAWN BY: RH  
CHECKED: RH  
START DATE: 17/03/21



JOB NUMBER

2021-006

ISSUE

B