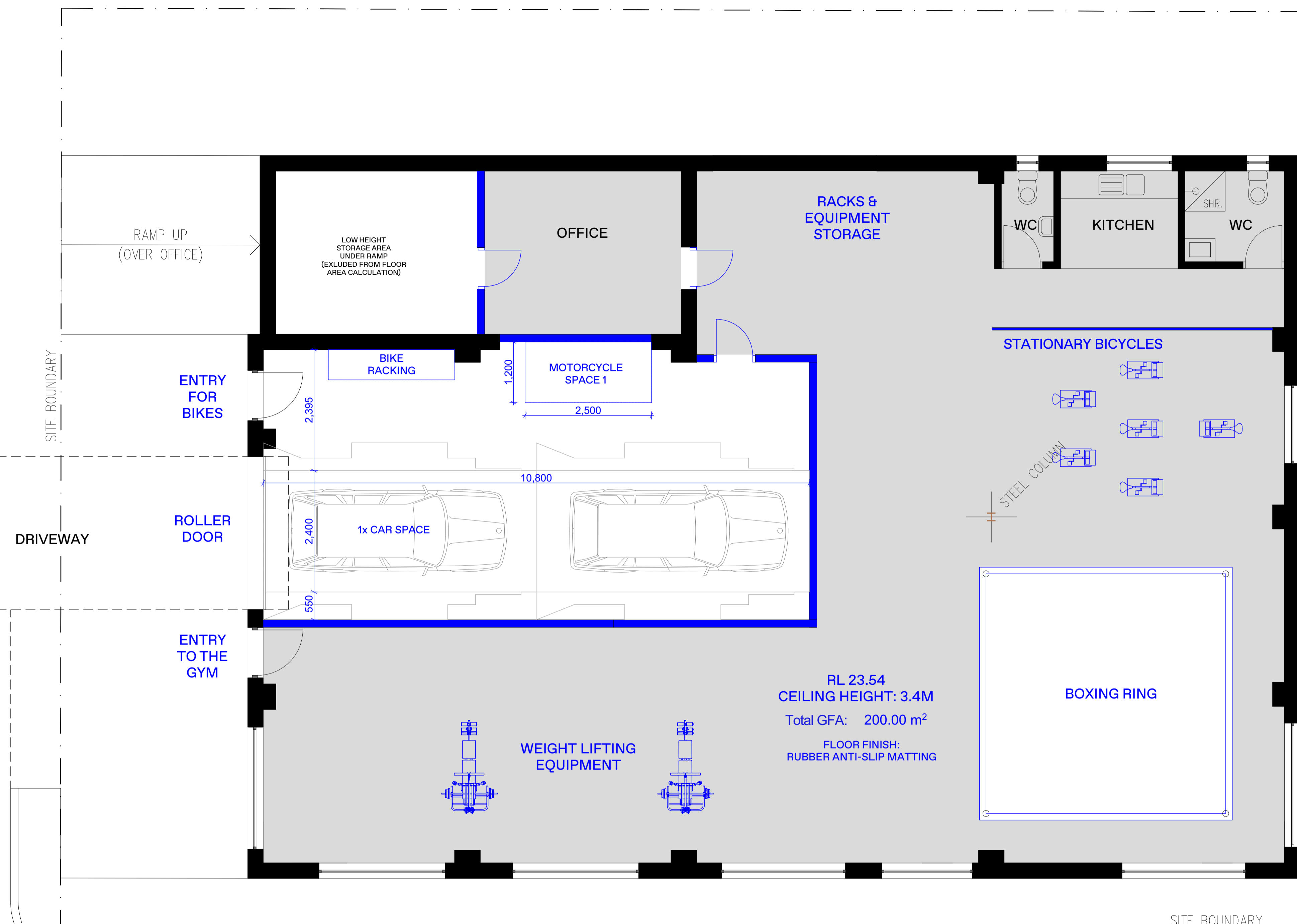
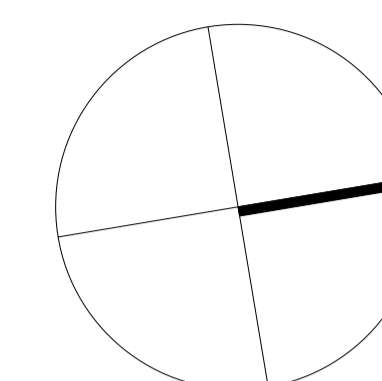


ROAD

WATTLE

SITE BOUNDARY



DRIVEWAY

ENTRY FOR BIKES

ROLLER DOOR

ENTRY TO THE GYM

LOW HEIGHT STORAGE AREA UNDER RAMP (EXCLUDED FROM FLOOR AREA CALCULATION)

OFFICE

RACKS & EQUIPMENT STORAGE

WC

KITCHEN

WC

STATIONARY BICYCLES

BIKE RACKING

MOTORCYCLE SPACE 1

1x CAR SPACE

BOXING RING

WEIGHT LIFTING EQUIPMENT

RL 23.54  
CEILING HEIGHT: 3.4M  
Total GFA: 200.00 m<sup>2</sup>  
FLOOR FINISH:  
RUBBER ANTI-SLIP MATTING

 northern beaches council  
**THIS PLAN IS TO BE READ IN CONJUNCTION WITH THE CONDITIONS OF DEVELOPMENT CONSENT**  
DA2021/2480

SITE BOUNDARY


HARBORD

ROAD

**LEGEND**  
— EXISTING  
— PROPOSED



RevID	Chd	Change Name	Date
1		Issue for DA submission	07.02.2022



**DARC**  
m: +61421816652  
e: hello@darc.archi  
p: P.O. Box 693, Potts Point NSW 1335  
DARC STUDIO  
ABN: 31 383 873 636  
Nominated Architect:  
Emmanuel Chatzinkolaou NSW Reg No. 9973

Drawn | Checked MC  
Plot Date: 7/02/2022  
Scale: 1:50 @ A1

Client: MICHAEL & KRISTY BATTAGLIA  
Site: 2/2 WATTLE ROAD, BROOKVALE NSW 2100

DRAWING TITLE:  
**INDOOR RECREATIONAL SPACE LAYOUT**  
PROJECT NAME:  
**UNIT 2 / 2 WATTLE ROAD**

REVISION NO.  
**1**  
DRAWING NO.  
**A 01**