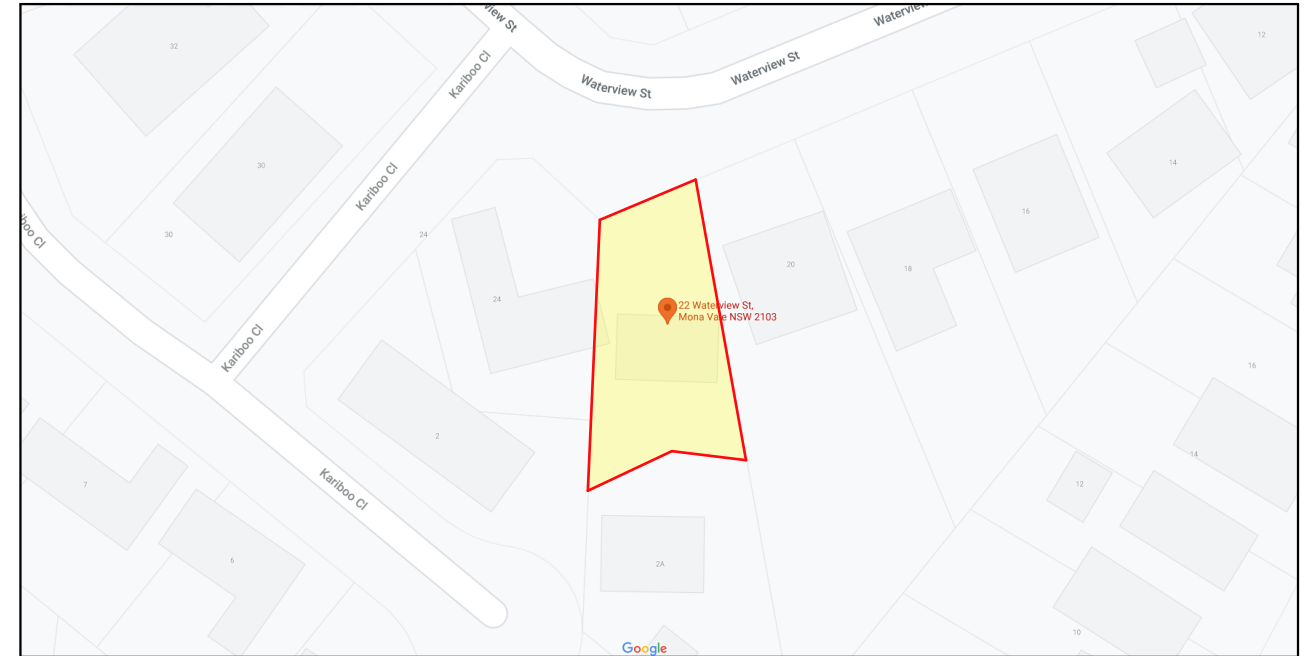


ACTION PLANS

m: 0426 957 518
e: operations@actionplans.com.au
w: www.actionplans.com.au

PLANS PUBLISHED
18 November 2021

22 WATERVEIW STREET, MONA VALE NSW 2103



DEVELOPMENT APPLICATION:REV A

These plans are for Council Approval only.

SHEET NUMBER	SHEET NAME	DATE PUBLISHED
DA00	COVER	18/11/2021
DA01	NOTATION	18/11/2021
DA02	SAFTEY NOTES	18/11/2021
DA03	SITE ANALYSIS	18/11/2021
DA04	SITE / ROOF / SEDIMENT EROSION / WASTE MANAGEMENT / STORMWATER CONCEPT PLAN	18/11/2021
DA05	EXISTING GARAGE FLOOR PLAN - DEMOLITION	18/11/2021
DA06	EXISTING GROUND FLOOR PLAN - DEMOLITION	18/11/2021
DA07	EXISTING FIRST FLOOR PLAN - DEMOLITION	18/11/2021
DA08	PROPOSED GARAGE FLOOR PLAN	18/11/2021
DA09	PROPOSED GROUND FLOOR PLAN	18/11/2021
DA10	PROPOSED FIRST FLOOR PLAN	18/11/2021
DA11	NORTH ELEVATION - PRIMARY ROAD	18/11/2021
DA12	EAST ELEVATION	18/11/2021
DA13	SOUTH / WEST ELEVATION	18/11/2021
DA14	CROSS SECTION	18/11/2021
DA15	LONG SECTION	18/11/2021
DA16	AREA CALCULATIONS / SAMPLE BOARD	18/11/2021
DA17	WINTER SOLSTICE 9 AM	18/11/2021
DA18	WINTER SOLSTICE 12 PM	18/11/2021
DA19	WINTER SOLSTICE 3 PM	18/11/2021
DA20	BASIX COMMITMENTS	18/11/2021

NCC & AS COMPLIANCES SPECIFICATIONS

- EARTHWORKS - PART 3.1.1 OF NCC
- EARTH RETAINING STRUCTURES - PART 3.1.2 OF NCC
- DRAINAGE - PART 3.1.3 OF NCC
- TERMITE-RISK MANAGEMENT - PART 3.1.4 OF NCC
- FOOTINGS & SLAB - PART 3.2 OF NCC INCLUDING AS 2870-2011
- MASONRY - PART 3.3 OF NCC INCLUDING AS 3700:2018
- FRAMING - PART 3.4 OF NCC
- SUB FLOOR VENTILATION - PART 3.4.1 OF NCC
- ROOF CLADDING AND WALL-CLADDING - PART 3.5 OF NCC
- GLAZING - PART 3.6 OF NCC INCLUDING AS 1288
- FIRE SAFETY - PART 3.7 OF NCC
- FIRE SEPARATION OF EXTERNAL WALLS - PART 3.7.2 OF NCC
- FIRE PROTECTION OF SEPARATING WALLS AND FLOORS- PART 3.7.3 OF NCC
- SMOKE ALARMS - PART 3.7.5 OF NCC
- WET AREAS AND EXTERNAL WATERPROOFING - PART 3.8.1 OF NCC
- ROOM HEIGHTS - PART 3.8.2 OF NCC
- FACILITIES - PART 3.8.3 OF NCC
- LIGHT - PART 3.8.4 OF NCC
- VENTILATION - PART 3.8.5 OF NCC
- SOUND INSULATION - PART 3.8.6 OF NCC
- STAIRWAY AND RAMP CONSTRUCTION - PART 3.9.1 OF NCC
- BARRIERS AND HANDRAILS - PART 3.9.2 OF NCC
- SWIMMING POOLS - PART 3.10.1 OF NCC
- CONSTRUCTION IN BUSHFIRE PRONE AREAS - PART 3.10.5 OF NCC
- FENCING & OTHER PROVISIONS - REGS & AS1926.1 2012
- DEMOLITION WORKS - AS2601-2001 THE DEMOLITION OF STRUCTURES.
- WATERPROOFING OF WET AREAS TO COMPLY WITH AS 3740-2010
- ALL PLUMBING & DRAINAGE WORK TO COMPLY WITH AS 3500:2018
- ALL PLASTERBOARD WORK TO COMPLY WITH AS 2588:2018
- ALL STRUCTURAL STEEL WORK TO COMPLY WITH AS 4100-1992 & AS 1554
- ALL CONCRETE WORK TO COMPLY WITH AS 3600:2018
- ALL ROOF SHEETING WORK TO COMPLY WITH AS 1562.1-2018
- ALL SKYLIGHTS TO COMPLY WITH AS 4285-2019
- ALL CERAMIC TILING TO COMPLY WITH AS 3958.1-2007 & 3958.2-1992
- ALL GLAZING ASSEMBLIES TO COMPLY WITH AS 2047-2014 & 1288
- ALL TIMBER RETAINING WALLS ARE TO COMPLY WITH AS 1720.1-2010, AS 1720.2-2006, AS 1720.4-2006, AS 1170.1-2002 & AS 1170.4-2007
- ALL RETAINING WALLS ARE TO COMPLY WITH 3700:2018 & AS 3600:2018
- ALL CONSTRUCTION TO COMPLY WITH AS 3959:2018

ITEM DETAILS	DEVELOPMENT APPLICATION			
ADDRESS	22 WATERVIEW STREET, NEWPORT NSW			
LOT & DP/SP	LOT 4 DP 852730			
COUNCIL	NORTHERN BEACHS COUNCIL (PITTWATER)			
SITE AREA	700m ²			
FRONTAGE	14.98m			
CONTROLS	PERMISSIBLE / REQUIRED	EXISTING	PROPOSED	COMPLIANCE
	m / m ² / %	m / m ² / %	m / m ² / %	
LEP				
LAND ZONING	E4 – ENVIRONMENTAL LIVING	E4	E4	YES
MINIMUM LOT SIZE	700m ²	700m ²	UNCHANGED	YES
MAXIMUM BUILDING HEIGHT	8.5m	8.71m	UNCHANGED	NO
HAZARDS				
ACID SULFATE SOILS	CLASS 5	N/A	N/A	N/A
BIODIVERSITY	IDENTIFIED	N/A	N/A	N/A
DCP				
SIDE BOUNDARY ENVELOPE	3.5m	N/A	N/A	NO
SIDE BOUNDARY SETBACKS	E: 1m W: 2.5m	E: 1.536m W: 3.013m	E: 1.525m W: UNCHANGED	YES
FRONT BOUNDARY SETBACK	AVERAGE 13.93m	11.212m	10.304m	YES
REAR BOUNDARY SETBACK	6.5m	10.562m	8.787m	YES
LANDSCAPE OPEN SPACE	60% (420m ²)	59.79% (418.58m ²)	53.1% (372.21m ²)	NO
IMPERVIOUS LANDSCAPE TREATMENTS	6% (42m ²)	-	6% (42m ²)	YES
TOTAL LANDSCAPE OPEN SPACE	60% (420m ²)	59.79% (418.58m ²)	59.17% (414.21m ²)	YES
PRIVATE OPEN SPACE	80m ²	80m ²	UNCHANGED	YES

SPECIFICATION

- "Approval" - obtained by either an 'Accredited Certifying Authority' or 'Local Council'.
 - The Owner will directly pay all fees associated with the following: -
 - Building approval from council or accredited certifier, any footpath and kerb deposits with the local council, insurance fees to Building Services Corporation, Long Service Leave levy fees and approval fees by water and sewerage authority. All other fees are to be paid by the builder. The amount of any local authority deposits which are forfeited due to damage or other causes, will be deducted from payments due to the builder.
 - The Builder is to provide at his/her own expense adequate Public Risk Insurance and arrange indemnification under the Workers Compensation Act. Works insurance to be as stated in the contract conditions.
 - All tenderers are to visit the site to satisfy themselves as to the nature and extent of the Works, facilities available and difficulties entailed in the works as Variations will not be allowed due to work arising owing to neglect of this clause.
 - These drawings shall be read in conjunction with all structural and other consultant's drawings and specifications and with any such written instructions as may be issued during the course of the contract.
 - Set out dimensions shown on this drawing shall be verified by the builder on site before commencement of any work. Dimensions shall not be obtained by scaling the drawings. Use only figured dimensions. All dimensions are in millimetres.
 - The Builder is to ensure all construction, levels and other items comply with the conditions of the Building Approval.
 - Any detailing in addition to what is supplied shall be resolved between the Owner and the Builder to the Owner's approval, except for any structural details or design which is to be supplied by the Engineer.
 - All work to be carried out in a tradesman like manner and in accordance with the standards, codes and regulations of the Standards Association of Australia, National construction Code of Australia and any statutory authority having jurisdiction over the works.
 - All structural work is to be in accordance with the structural details prepared by a suitably qualified structural engineer. Including but not limited to all piers, footings, concrete slabs, retaining walls, steelworks, formwork, underpinning, additional structural loads, timber framing, wind bracing and associated connections. Builder to obtain, prior to finalising the tender unless previously obtained by owners.
 - All brickwork is to be selected by owner and is to comply with AS 1640. All masonry is to comply with AS 3700.
 - Provide all metalwork and flashings necessary to satisfactorily complete the works.
 - All timber construction to be in accordance with AS 1684 - "Timber Framing Code". Level & Grade where necessary under timber floors to provide a minimum clearance of 300mm under bearers or 400mm under joists. Adequate precautions shall be taken to ensure that the surface &/or seepage water does not collect or remain under floor area.
 - Sustainable timbers and not rainforest or old growth timber will be used. Recycled timber or second hand timbers are to be sourced and used in preference to plantation timbers, if available and suitable.
 - All glazing installed is to comply with AS 1288, 2047 and in accordance with manufacturers recommendations.
 - All wall and ceiling linings to be plasterboard and villaboard or equal in wet areas. A breathable wall wrap is to be provided to all external walls. Timber cladding is to be battened out from timber frame to provide an 'air' gap to prevent condensation. Workmanship is to comply with the relevant Australian Standards or installed in accordance with manufacturer's specification. All bathrooms and wet areas to be waterproofed with a flexible membrane to manufacturer's specification and to AS 3740 and Part 3.8.1 of the Building Code of Australia Housing Provisions.
 - All Architraves and skirtings to the profile as selected by owner, and painted or stain finish as selected.
 - All plumbing and drainage work to be installed and completed by a licensed tradesman and in accordance with the statutory body having authority over the works. Connect all waste to Sydney Water sewer line.
 - Connect all stormwater to existing system or street drainage system in accordance with AS 3500 and part 3.1.2 Drainage of the Building Code of Australia Housing Provisions.
 - Smoke detector alarms to be installed in accordance with AS3786 and the Building Code of Australia/ NCC clause 3.7.2.2.
 - If a member which provides structural support to the work is subject to attack by Termites protection measures are to comply with AS3660 and be installed to manufacturer's specification.
 - Stairs and Balustrades to comply with part 3.9.1 & 3.9.2 of the Building Code of Australia Housing Provisions. Provide a handrail along the full length of the flight and a slip resistant finish to the edge of the nosings to comply with 3.9.1 and 3.9.2 of the NCC. No horizontal elements to facilitate climbing between 150mm and 760mm where floor to level below in more than 4m.
 - Electrical works to be in accordance with SAA wiring rules and be done by a licenced tradesperson. Obtain electrical layout prior to proceeding. All electrical power (GPO's) and light outlets to be determined by owner.
 - Painting: All paints or other coatings shall be of the best quality materials & of approved manufacture. All priming materials shall be of an approved brand acceptable to the manufacturer of the finishing coats to be used. External joinery intended to be painted shall be primed on all faces at the place of assembly. Where new work or alteration work adjoins existing painted surfaces allow for repainting existing surfaces to provide uniform appearance.
 - ZERO-VOC or LOW-VOC paints and primers only are to be used.
- Any work indicated on the plans but not specified and any item not shown on the plans which is obviously necessary as part of proper construction and/or finish, is to be considered as shown and specified and is to be undertaken at the Builder's expense.
- Variations will not be permitted without prior written approval by the owners.
 - The Builder shall provide sediment and siltation control measures as required by Council and maintain them throughout the duration of the works.
 - A legible copy of the plans bearing approval stamps, must be maintained on the job site at all times. Hours of construction shall be restricted to the times as required by the building approval.
 - The Builder is to arrange for all inspections required by the relevant authorities and/or lending institutions, to their requirements.
 - The Builder is to obtain approval for interruptions to existing services and minimise the duration and number of interruptions. Any interruptions to existing services and equipment is to be undertaken by appropriately qualified tradespersons.
 - The Builder shall restore, reinstate or replace any damage to existing structures or landscaping caused by the construction works or workmen.
 - Provide protection to existing trees to remain, or as required by the Approval Conditions.

GENERAL NOTATION

- Approved means by the 'relevant local authority' or council
- The owner will directly pay the fees associated with the following: building approval from council, footpath and kerb deposits with the local council, insurance fee to building services corporation, long service leave service levy fee and approval fee by water and sewerage authority. all other fees are to be paid by the builder. the amount of any local authority deposits which are forfeited due to damage or other cause will be deducted from the payments due to the builder.
- The builder is to provide at his/her own expense adequate public risk insurance and arrange indemnification under the workers compensation act. works insurance to be stated in the contract conditions.
- All work to be carried out in a tradesmen like manner and in accordance with the standards codes and regulations of the standards association of Australia, building code of Australia and any statutory authority having jurisdiction over the work.
- All tenderers are to visit the site to satisfy themselves as to the nature and extent of the works, facilities available and difficulties entailed in the works as variations will not be allowed due to work arising owing to neglect of this clause.
- All work and materials to comply with the current Australian standards at the time of commencement were applicable.
- These drawings shall be read in conjunction with all structural and other consultants drawings and specifications and with any such written instructions as may be issued during the course of the contract.
- Set out dimensions shown on this drawing shall be verified by the builder on site before commencement of any work. dimensions should not be obtained by scaling the drawings. use only figured dimensions. all dimensions are in millimetres.
- The builder is to ensure all construction, levels and other items comply with the conditions of the building approval.
- The builder is to comply with all ordinances, local authority regulations and the requirements of all services supply authorities having jurisdiction over the works.
- All plumbing and drainage work to be installed and completed by a licenced tradesman and in accordance with the statutory body having authority over the works. connect all waste to Sydney water sewer line
- All new downpipes are to be connected to the existing storm water system.
- All power and stormwater outlet locations shall be determined onsite by the owner.
- Smoke detector alarm to be installed in accordance with as3786 and the building code of Australia.
- Electrical work to be in accordance with SAA wiring rules and be done by a licenced tradesman
- Any detailing in addition to what is supplied shall be resolved between the owner and the builder to the owner's approval, except for any structural details or design which is supplied by the engineer.
- All timber sizes and concrete details to be confirmed by the builder prior to commencement of any work.
- All structural work is to be in accordance with the structural details prepared by a structural engineer(i.e.) piers, footings, concrete slabs, retaining walls, steelwork, formwork, underpinning, additional structural loads, timber framing, wind bracing and associated connections. builder to obtain prior to finalising tender.
- Any work indicated on the plans but not specified, and any item not shown on the plan which is obviously necessary as a part of construction and/or finish is to be considered as shown and specified, and is to be done as part of the contract. variations will not be permitted without the written consent of the owner.
- The builder shall provide sediment and siltation control measures as required by council and maintain them through the duration of the works.
- A legible copy of the plans bearing approval stamps must be maintained on the job at all times. hours of construction will be restricted to the times as required by the building approval.
- The builder is to arrange for all inspections required by the authorities and lending institutions to their requirements.
- The builder is to obtain approval for interruptions to existing services and minimise the duration and number of interruptions. any interruptions with existing services and equipment to be attended to by the appropriately skilled tradesmen.
- The builder shall restore, reinstate or replace any damage caused to existing structures or landscaping by construction work or workmen. provide protection to existing trees to remain as required by approval conditions.
- All brickwork is to be selected by owner and is to comply with as1640
- All masonry to comply with as3700
- All metalwork and flashing items necessary to satisfactory complete work shall be provided.
- All gutters, downpipes to be colorbond.
- All timber construction to be in accordance with the Australian standard 1684 "timber framing code"
- All glazing installed to comply with as1288, 2047 and in accordance with manufacturers recommendation
- All wall and ceiling linings to be plasterboard or cement render as selected and villa board in wet areas, to comply with the relevant Australian standards or installed in accordance with manufacturers specification.
- All bathrooms and wet areas to be adequately waterproofed to manufacturers speciation and as3740 and part 3.8.1 of the building code of Australia housing provisions
- Stairs and balustrades to comply with part 3.9.1 & 3.9.2 of the building code of Australia housing provision.
- Termite protection measures to comply with as 3660 and be installed to manufacturers specification.
- Any detailing additional to that supplied, shall be resolved between the owner and the builder to the owners approval. except for any structural details or design which is to be supplied by the structural engineer.

NCC & AS COMPLIANCE SPECIFICATIONS

- Earthworks - part 3.1.1 of NCC
- Earth retaining structures - part 3.1.2 of NCC
- Drainage - part 3.1.3 of NCC
- Termite-risk management - part 3.1.4 of NCC
- Footings & slab - part 3.2 of NCC including as 2870-2011
- Masonry - part 3.3 of ncc including as 3700:2018
- Framing - part 3.4 of NCC
- Sub floor ventilation - part 3.4.1 of NCC
- Roof cladding and wall-cladding - part 3.5 of NCC
- Glazing - part 3.6 of NCC including as 1288
- Fire safety - part 3.7 of NCC
- Fire separation of external walls - part 3.7.2 of NCC
- Fire protection of separating walls and floors- part 3.7.3 of NCC
- Smoke alarms - part 3.7.5 of NCC
- Wet areas and external waterproofing - part 3.8.1 of NCC
- Room heights - part 3.8.2 of NCC
- Facilities - part 3.8.3 of NCC
- Light - part 3.8.4 of NCC
- Ventilation - part 3.8.5 of NCC
- Sound insulation - part 3.8.6 of NCC
- Stairway and ramp construction - part 3.9.1 of NCC
- Barriers and handrails - part 3.9.2 of NCC
- Swimming pools - part 3.10.1 of NCC
- Construction in bushfire prone areas - part 3.10.5 of NCC
- Fencing & other provisions - regs & AS 1926.1 2012
- Demolition works - AS 2601-2001 the demolition of structures.
- Waterproofing of wet areas to comply with AS 3740-2010
- All plumbing & drainage work to comply with AS 3500:2018
- All plasterboard work to comply with AS 2588:2018
- All structural steel work to comply with AS 4100-1992 & AS 1554
- All concrete work to comply with AS 3600:2018
- All roof sheeting work to comply with AS 1562.1-2018
- All skylights to comply with AS 4285-2019
- All ceramic tiling to comply with AS 3958.1-2007 & 3958.2-1992
- All glazing assemblies to comply with AS 2047-2014 & 1288
- All timber retaining walls are to comply with AS 1720.1-2010, AS 1720.2-2006, AS 1720.4-2006, AS 1170.1-2002 & AS 1170.4-2007
- All retaining walls are to comply with 3700:2018 & AS 3600:2018
- All construction to comply with AS 3959:2018

SAFTEY NOTES

THESE NOTES MUST BE READ AND UNDERSTOOD BY ALL INVOLVED IN THE PROJECT. THIS INCLUDES (but is not excluded to): OWNER, BUILDER, SUB-CONTRACTORS, CONSULTANTS, RENOVATORS, OPERATORS, MAINTENORS, DEMOLISHERS.

1. FALLS, SLIPS, TRIPS

a) WORKING AT HEIGHTS

DURING CONSTRUCTION

Wherever possible, components for this building should be prefabricated off-site or at ground level to minimise the risk of workers falling more than two metres. However, construction of this building will require workers to be working at heights where a fall in excess of two metres is possible and injury is likely to result from such a fall. The builder should provide a suitable barrier wherever a person is required to work in a situation where falling more than two metres is a possibility.

DURING OPERATION OR MAINTENANCE

For houses or other low-rise buildings where scaffolding is appropriate: Cleaning and maintenance of windows, walls, roof or other components of this building will require persons to be situated where a fall from a height in excess of two metres is possible. Where this type of activity is required, scaffolding, ladders or trestles should be used in accordance with relevant codes of practice, regulations or legislation. For buildings where scaffold, ladders, trestles are not appropriate: Cleaning and maintenance of windows, walls, roof or other components of this building will require persons to be situated where a fall from a height in excess of two metres is possible. Where this type of activity is required, scaffolding, fall barriers or Personal Protective Equipment (PPE) should be used in accordance with relevant codes of practice, regulations or legislation.

b) SLIPPERY OR UNEVEN SURFACES

FLOOR FINISHES Specified

If finishes have been specified by designer, these have been selected to minimise the risk of floors and paved areas becoming slippery when wet or when walked on with wet shoes/ feet. Any changes to the specified finish should be made in consultation with the designer or, if this is not practical, surfaces with an equivalent or better slip resistance should be chosen.

FLOOR FINISHES By Owner

If designer has not been involved in the selection of surface finishes. the owner is responsible for the selection of surface finishes in the pedestrian trafficable areas of this building. Surfaces should be selected in accordance with AS HB 197:1999 and AS/ NZ 4586:2004.

STEPS, LOOSE OBJECTS AND UNEVEN SURFACES

Due to design restrictions for this building, steps and/ or ramps are included in the building which may be a hazard to workers carrying objects or otherwise occupied. Steps should be clearly marked with both visual and tactile warning during construction, maintenance, demolition and at all times when the building operates as a workplace. Building owners and occupiers should monitor the pedestrian access ways and in particular access to areas where maintenance is routinely carried out to ensure that surfaces have not moved or cracked so that they become uneven and present a trip hazard. Spills, loose material, stray objects or any other matter that may cause a slip or trip hazard should be cleaned or removed from access ways. Contractors should be required to maintain a tidy work site during construction, maintenance or demolition to reduce the risk of trips and falls in the workplace. Materials for construction or maintenance should be stored in designated areas away from access ways and work areas.

2. FALLING OBJECTS

LOOSE MATERIALS OR SMALL OBJECTS

Construction, maintenance or demolition work on or around this building is likely to involve persons working above ground level or above floor levels. Where this occurs one or more of the following measures should be taken to avoid objects falling from the area where the work is being carried out onto persons below.

1. Prevent or restrict access to areas below where the work is being carried out.
2. Provide toeboards to scaffolding or work platforms.
3. Provide protective structure below the work area.
4. Ensure that all persons below the work area have Personal Protective Equipment (PPE).

BUILDING COMPONENTS

During construction, renovation or demolition of this building, parts of the structure including fabricated steelwork, heavy panels and many other components will remain standing prior to or after supporting parts are in place. Contractors should ensure that temporary bracing or other required support is in place at all times when collapse which may injure persons in the area is a possibility. Mechanical lifting of materials and components during construction, maintenance or demolition presents a risk of falling objects. Contractors should ensure that appropriate lifting devices are used, that loads are properly secured and that access to areas below the load is prevented or restricted.

3. TRAFFIC MANAGEMENT

For building on a major road, narrow road or steeply sloping road: Parking of vehicles or loading/ unloading of vehicles on this roadway may cause a traffic hazard. During construction, maintenance or demolition of this building designated parking for workers and loading areas should be provided. Trained traffic management personnel should be responsible for the supervision of these areas. For building where on-site loading/ unloading is restricted: Construction of this building will require loading and unloading of materials on the roadway. Deliveries should be well planned to avoid congestion of loading areas and trained traffic management personnel should be used to supervise loading/ unloading areas. For all buildings: Busy construction and demolition sites present a risk of collision where deliveries and other traffic are moving within the site. A traffic management plan supervised by trained traffic management personnel should be adopted for the work site.

4. SERVICES

GENERAL

Rupture of services during excavation or other activity creates a variety of risks including release of hazardous material. Existing services are located on or around this site. Where known, these are identified on the plans but the exact location and extent of services may vary from that indicated. Services should be located using an appropriate service (such as Dial Before You Dig), appropriate excavation practice should be used and, where necessary, specialist contractors should be used. Locations with underground power: Underground power lines MAY be located in or around this site. All underground power lines must be disconnected or carefully located and adequate warning signs used prior to any construction, maintenance or demolition commencing. Locations with overhead power lines: Overhead power lines MAY be near or on this site. These pose a risk of electrocution if struck or approached by lifting devices or other plant and persons working above ground level. Where there is a danger of this occurring, power lines should be, where practical, disconnected or relocated. Where this is not practical adequate warning in the form of bright coloured tape or signage should be used or a protective barrier provided.

5. MANUAL TASKS

Components within this design with a mass in excess of 25kg should be lifted by two or more workers or by mechanical lifting device. Where this is not practical, suppliers or fabricators should be required to limit the component mass. All material packaging, building and maintenance components should clearly show the total mass of packages and where practical all items should be stored on site in a way which minimises bending before lifting. Advice should be provided on safe lifting methods in all areas where lifting may occur. Construction, maintenance and demolition of this building will require the use of portable tools and equipment. These should be fully maintained in accordance with manufacturer's specifications and not used where faulty or (in the case of electrical equipment) not carrying a current electrical safety tag. All safety guards or devices should be regularly checked and Personal Protective Equipment should be used in accordance with manufacturer's specification.

6. HAZARDOUS SUBSTANCES

ASBESTOS

For alterations to a building constructed prior to 1990:

If this existing building was constructed prior to:

1990 - it therefore may contain asbestos

1986 - it therefore is likely to contain asbestos

either in cladding material or in fire retardant insulation material. In either case, the builder should check and, if necessary, take appropriate action before demolishing, culling, sanding, drilling or otherwise disturbing the existing structure.

POWDERED MATERIALS

Many materials used in the construction of this building can cause harm if inhaled in powdered form. Persons working on or in the building during construction, operational maintenance or demolition should ensure good ventilation and wear Personal Protective Equipment including protection against inhalation while using powdered material or when sanding, drilling, cutting or otherwise disturbing or creating powdered material.

TREATED TIMBER

The design of this building may include provision for the inclusion of treated timber within the structure. Dust or fumes from this material can be harmful. Persons working on or in the building during construction, operational maintenance or demolition should ensure good ventilation and wear Personal Protective Equipment including protection against inhalation of harmful material when sanding, drilling, cutting or using treated timber in any way that may cause harmful material to be released. Do not burn treated timber.

VOLATILE ORGANIC COMPOUNDS

Many types of glue, solvents, spray packs, paints, varnishes and some cleaning materials and disinfectants have dangerous emissions. Areas where these are used should be kept well ventilated while the material is being used and for a period after installation. Personal Protective Equipment may also be required. The manufacturer's recommendations for use must be carefully considered at all times.

SYNTHETIC MINERAL FIBRE

Fibreglass, rockwool, ceramic and other material used for thermal or sound insulation may contain synthetic mineral fibre which may be harmful if inhaled or if it comes in contact with the skin, eyes or other sensitive parts of the body. Personal Protective Equipment including protection against inhalation of harmful material should be used when installing, removing or working near bulk insulation material.

TIMBER FLOORS

This building may contain timber floors which have an applied finish. Areas where finishes are applied should be kept well ventilated during sanding and application and for a period after installation. Personal Protective Equipment may also be required. The manufacturer's recommendations for use must be carefully considered at all times.

7. CONFINED SPACES

EXCAVATION

Construction of this building and some maintenance on the building will require excavation and installation of items within excavations. Where practical, installation should be carried out using methods which do not require workers to enter the excavation. Where this is not practical, adequate support for the excavated area should be provided to prevent collapse. Warning signs and barriers to prevent accidental or unauthorised access to all excavations should be provided.

ENCLOSED SPACES

For buildings with enclosed spaces where maintenance or other access may be required: Enclosed spaces within this building may present a risk to persons entering for construction, maintenance or any other purpose. The design documentation calls for warning signs and barriers to unauthorised access. These should be maintained throughout the life of the building. Where workers are required to enter enclosed spaces, air testing equipment and Personal Protective Equipment should be provided.

SMALL SPACES

For buildings with small spaces where maintenance or other access may be required: Some small spaces within this building will require access by construction or maintenance workers. The design documentation calls for warning signs and barriers to unauthorised access. These should be maintained throughout the life of the building. Where workers are required to enter small spaces they should be scheduled so that access is for short periods. Manual lifting and other manual activity should be restricted in small spaces.

8. PUBLIC ACCESS

Public access to construction and demolition sites and to areas under maintenance causes risk to workers and public. Warning signs and secure barriers to unauthorised access should be provided. Where electrical installations, excavations, plant or loose materials are present they should be secured when not fully supervised.

9. OPERATIONAL USE OF BUILDING RESIDENTIAL BUILDINGS

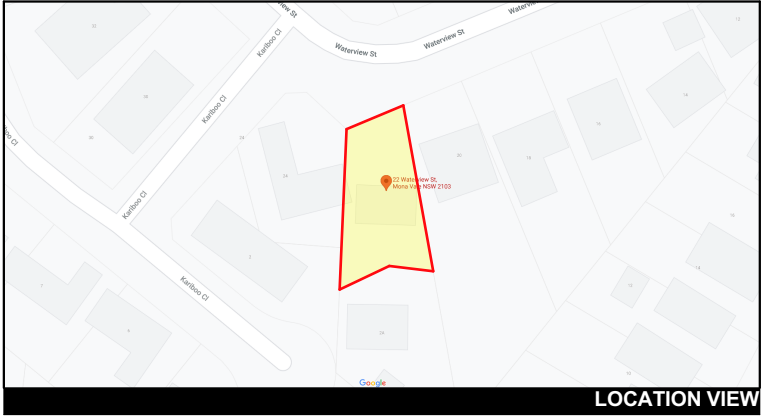

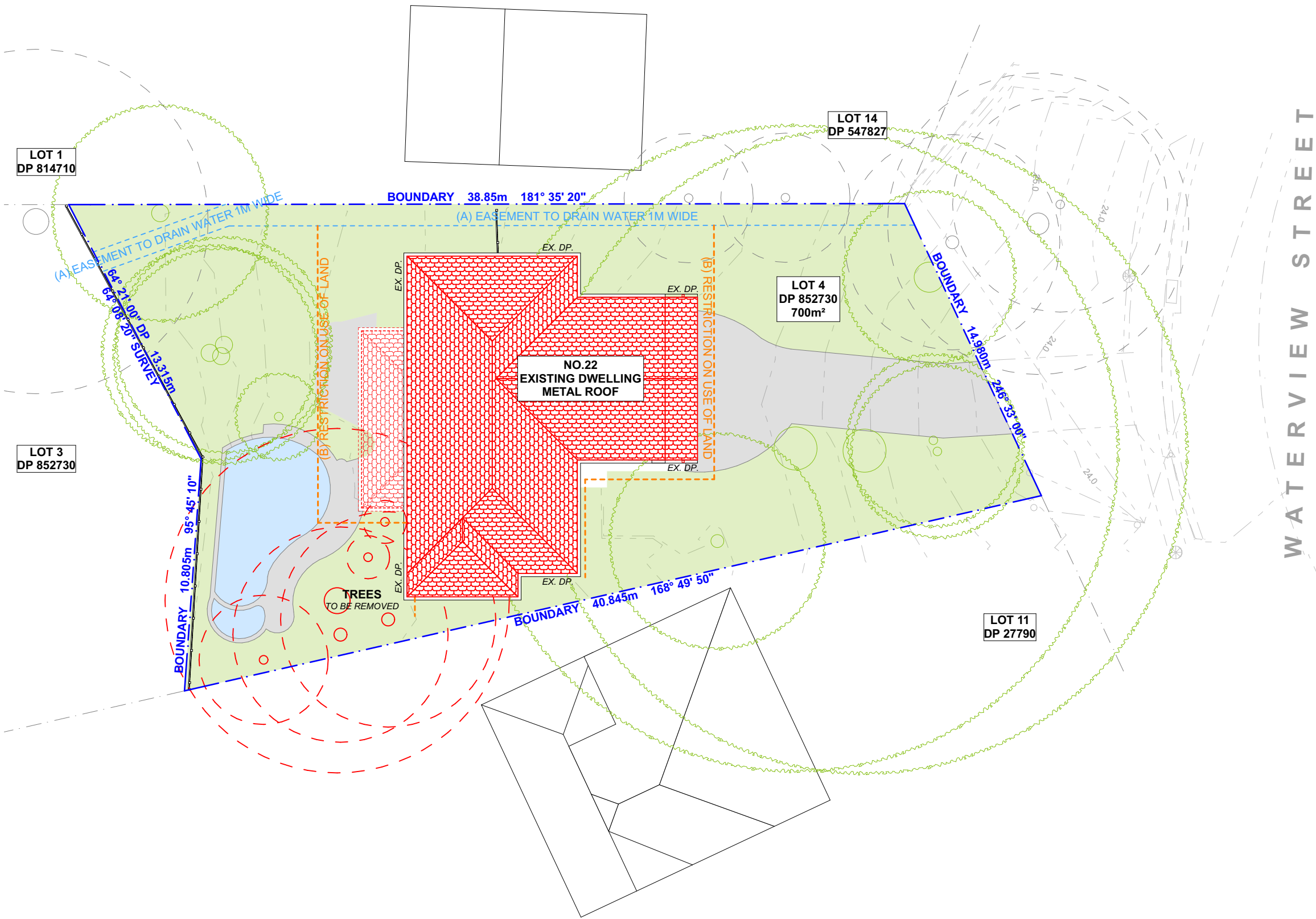
This building has been designed as a residential building. If it, at a later date, is used or intended to be used as a workplace, the provisions of the Work Health and Safety Act 2011 or subsequent replacement Act should be applied to the new use.

NON-RESIDENTIAL BUILDINGS

For non-residential buildings where the end-use has not been identified: This building has been designed to meet requirements of the classification identified on the drawings. The specific use of the building is not known at the time of the design and a further assessment of the workplace health and safety issues should be undertaken at the time of fit-out for the end-user. For non-residential buildings where the end-use is known: This building has been designed for the specific use as identified on the drawings. Where a change of use occurs at a later date a further assessment of the workplace health and safety issues should be undertaken.

10. OTHER HIGH RISK ACTIVITY

All electrical work should be carried out in accordance with Code of Practice: Managing Electrical Risks at the Workplace, AS/ NZ 3012 and all licensing requirements. All work using Plant should be carried out in accordance with Code of Practice: Managing Risks of Plant at the Workplace. All work should be carried out in accordance with Code of Practice: Managing Noise and Preventing Hearing Loss at Work. Due to the history of serious incidents it is recommended that particular care be exercised when undertaking work involving steel construction and concrete placement. All the above applies.



1 SITE ANALYSIS PLAN - DEMOLITION 1:200

NOTE: ALL DEMOLISHED ELEMENTS TO ENG. SPECIFICATIONS AND AS. 2601 - 2001

This drawing is the copyright of Action Plans and not be altered, reproduced or transmitted in any form or by any means in part or in whole with the written permission of Action Plans.
Do not scale measure from drawings. Figured dimensions are to be used only.
The Builder/Contractor shall check and verify all levels and dimensions on site prior to commencement of any work, creation of shop drawings, or fabrication of components.
All errors and omissions are to be verified by the Builder/Contractor and referred to the designer prior to the commencement of works.

CLIENT
JEN & HEATH
FITZPATRICK

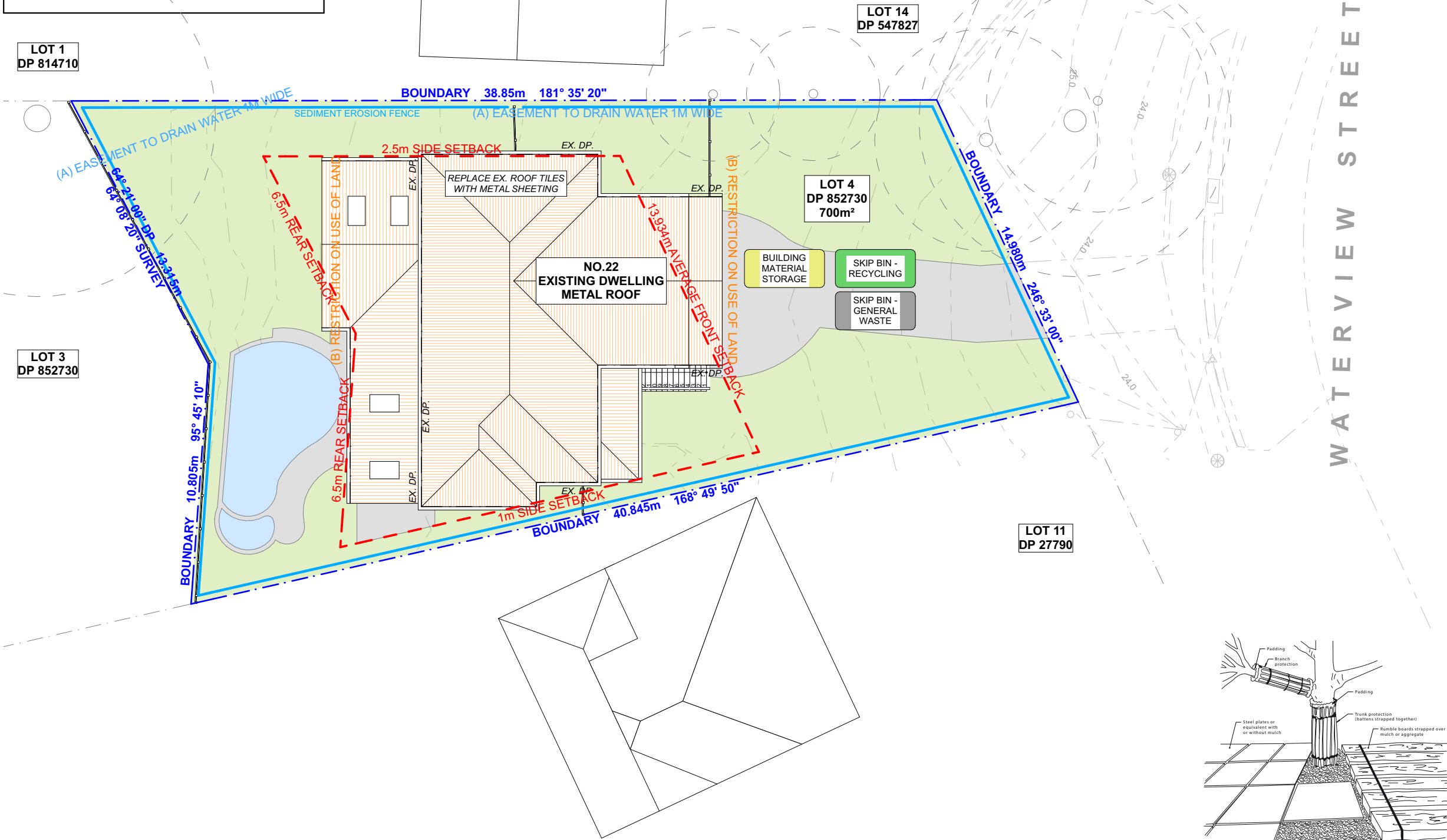
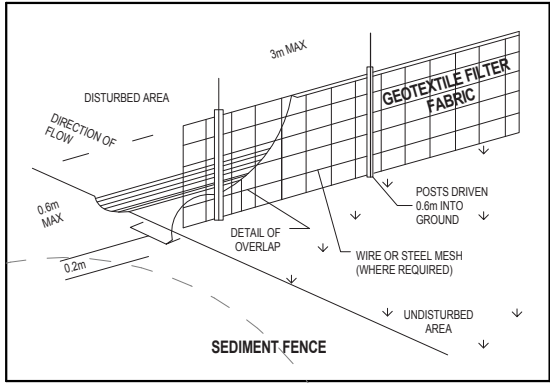
PROJECT ADDRESS
22 WATERVEIW
STREET, MONA VALE
NSW 2103

DRAWING NO.
DA03

DATE
Thursday, 18
November 2021

DRAWING NAME
SITE ANALYSIS

SCALE
1:200 @A3



NOTES REGARDING BOUNDARY
THE INFORMATION SHOWN ON THIS PLAN IS FOR DESIGN PURPOSES ONLY. THE POSITION OF BOUNDARY LINES HAVE BEEN ESTABLISHED BY A SURVEY TO MEET THE IDENTIFICATION REQUIREMENTS FOR COUNCIL AND NOT FOR REGISTRATION WITH THE LAND REGISTRATION SERVICES NSW NOR MAY THIS PLAN BE USED FOR ANY OTHER PURPOSE. SUBSEQUENT REGISTERED OR OTHER SURVEYS MAY AFFECT THE DEFINED BOUNDARY POSITIONS IN THIS AREA. ANY DIFFERENCES OF THIS NATURE ARE BEYOND THE PURPOSES OF THIS PLAN. THIS PLAN IS FOR THE ABOVE STATED PURPOSES ONLY. RESTRICTIONS ON THE TITLE HAVE NOT BEEN INVESTIGATED. IF FURTHER DEVELOPMENT IS CONTEMPLATED OR CONSTRUCTION INTENDED THEN IT IS IMPORTANT THAT A SURVEY SET OUT IS CARRIED OUT.

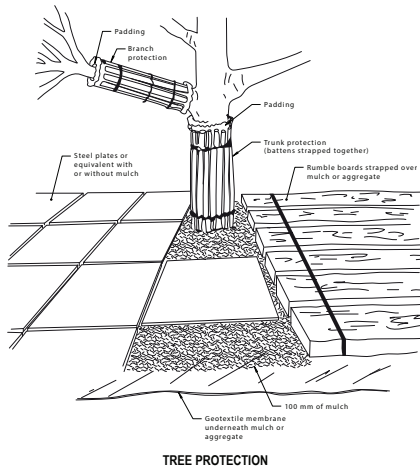
DUST CONTROL :
TO REDUCE DUST GENERATED BY WIND ACTION, THE REMOVAL OF THE TOP SOIL IS TO BE MINIMISED. TO PREVENT DUST GENERATION, WATERING DOWN OF THE SITE, ESPECIALLY DURING THE MOVEMENT OF MACHINERY IS REQUIRED. WHERE EXCAVATING INTO ROCK, KEEP THE SURFACE MOIST TO MINIMISE DUST. CONSTRUCT A GRAVEL ENTRY/EXIT POINT USING BLUE METAL AND RESTRICT ALL VEHICLE MOVEMENTS WITHIN THE SITE TO A MINIMUM. ENSURE WIND BREAKS, SUCH AS EXISTING FENCES ARE MAINTAINED DURING THE CONSTRUCTION PHASE UNTIL NEW LANDSCAPING IS PROVIDED OR REINSTATED. PREVENT DUST BY COVERING STOCKPILES

SEDIMENT NOTE :
1. ALL EROSION AND SEDIMENT CONTROL MEASURES TO BE INSPECTED AND MAINTAINED DAILY BY THE SITE MANAGER.
2. MINIMISE DISTURBED AREAS, REMOVE EXCESS SOIL FROM EXCAVATED AREA AS SOON AS POSSIBLE.
3. ALL MATERIAL STOCKPILE TO BE CLEAR FROM DRAINS, GUTTERS AND FOOTPATHS, OR WITHIN SEDIMENT FENCE AREA.
4. DRAINAGE TO BE CONNECTED TO STORMWATER AS SOON AS POSSIBLE. IF STORED ON SITE, IT MUST BE FILTERED BEFORE RELEASING INTO STORMWATER SYSTEM OR WATERWAYS.
5. ROADS AND FOOTPATHS TO BE SWEEPED DAILY.

STOCKPILES :
ALL STOCKPILES ARE TO BE KEPT ON-SITE WHERE POSSIBLE. ANY MATERIALS PLACED ON THE FOOTPATHS OR NATURE STRIPS REQUIRE COUNCIL'S PERMISSION.
ALL STOCKPILES ARE TO BE PLACED AWAY FROM THE DRAINAGE LINES AND STREET GUTTERS. IT IS BEST TO LOCATE THESE ON THE HIGHEST PART OF THE SITE IF POSSIBLE. PLACE WATERPROOF COVERING OVER STOCKPILES.
IF REQUIRED PROVIDE DIVERSION DRAIN & BANK AROUND STOCKPILES.

GUTTER PROTECTION :
PROVIDE PROTECTION TO DOWNHILL GRATE IN GUTTER BY MEANS OF SAND BAGS OR BLUE METAL WRAPPED IN GEOTEXTILE FABRIC. WHEN SOIL OR SAND BUILDS UP AROUND THIS SEDIMENT BARRIER, THE MATERIAL SHOULD BE RELOCATED BACK TO THE SITE FOR DISPOSAL.

NOTE: ALL PROPOSED STORMWATER TO CONNECT WITH EXISTING



1 SITE/ ROOF/ SEDIMENT EROSION/ STORMWATER CONCEPT/ WASTE MANAGEMENT PLAN 1:200



ACTION PLANS

m: 0426 957 518
e:operations@actionplans.com.au
w: www.actionplans.com.au

REV.	DATE	COMMENTS	DRWN	NOTES
A	09/04/2021	INITIAL DESIGN PLAN	AL	This drawing is the copyright of Action Plans and not be altered, reproduced or transmitted in any form or by any means in part or in whole with the written permission of Action Plans. Do not scale measure from drawings. Figured dimensions are to be used only. The Builder/Contractor shall check and verify all levels and dimensions on site prior to commencement of any work, creation of shop drawings, or fabrication of components. All errors and omissions are to be verified by the Builder/Contractor and referred to the designer prior to the commencement of works.
B	30/07/2021	DESIGN AMENDMENT	AL	
C	29.09.2021	DA - PRELIMINARY ISSUE	DLR	
D	18.11.2021	DA - REV A	RNA	

LEGEND

EXISTING

PROPOSED

DEMOLISHED

CLIENT

JEN & HEATH
FITZPATRICK

PROJECT ADDRESS

22 WATERVEIW
STREET, MONA VALE
NSW 2103

DRAWING NO.

DA04

DATE

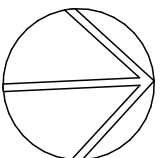
Thursday, 18
November 2021

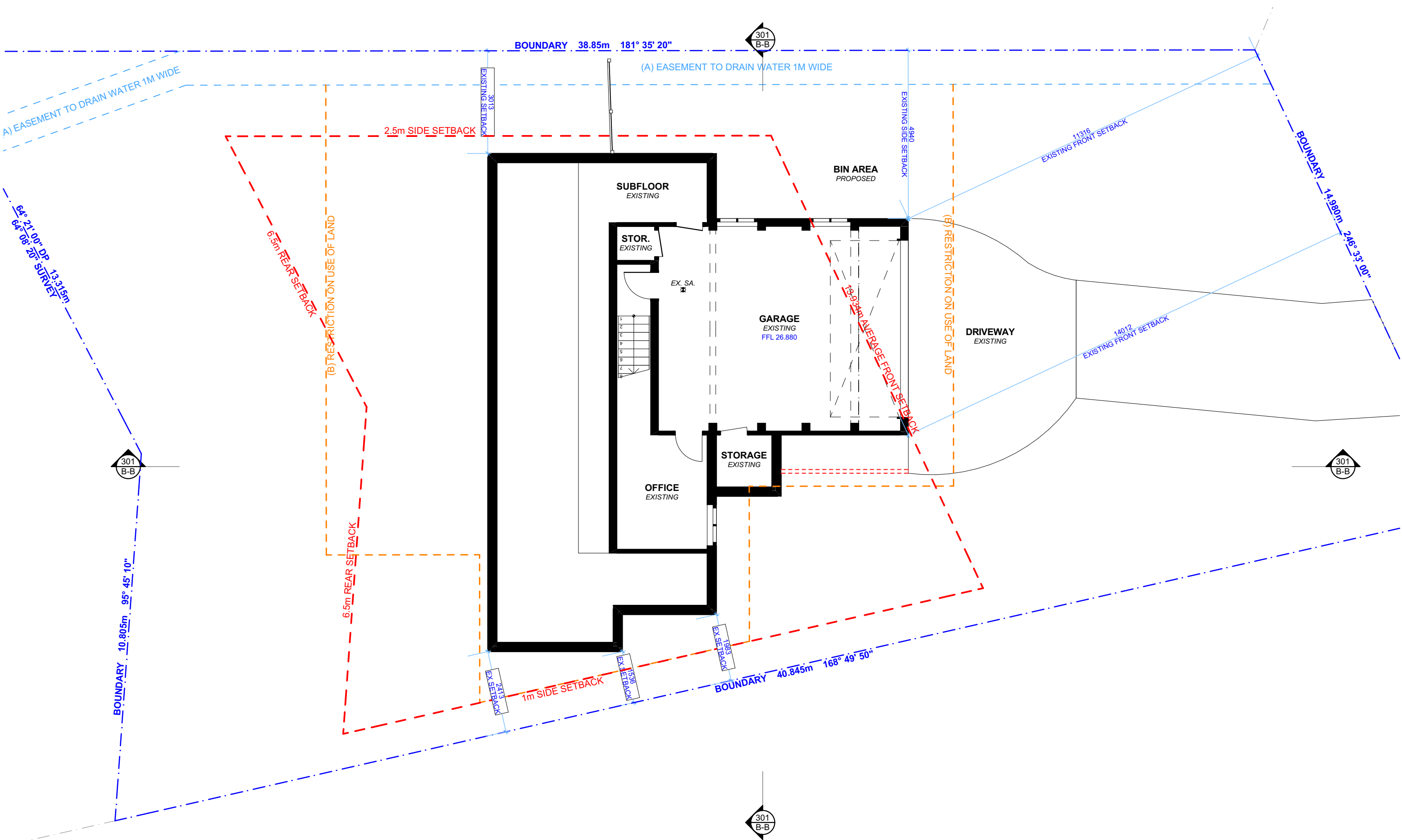
DRAWING NAME

SITE / ROOF / SEDIMENT EROSION /
WASTE MANAGEMENT /
STORMWATER CONCEPT PLAN

SCALE

1:200 @A3





1 EXISTING GARGE FLOOR PLAN - DEMOLITION 1:100

NOTE: ALL DEMOLISHED ELEMENTS TO ENG. SPECIFICATIONS AND AS. 2601 - 2001



ACTION PLANS

m: 0426 957 518
e:operations@actionplans.com.au
w: www.actionplans.com.au

REV.	DATE	COMMENTS	DRWN	NOTES
A	09/04/2021	INITIAL DESIGN PLAN	AL	This drawing is the copyright of Action Plans and not be altered, reproduced or transmitted in any form or by any means in part or in whole with the written permission of Action Plans. Do not scale measure from drawings. Figured dimensions are to be used only. The Builder/Contractor shall check and verify all levels and dimensions on site prior to commencement of any work, creation of shop drawings, or fabrication of components. All errors and omissions are to be verified by the Builder/Contractor and referred to the designer prior to the commencement of works.
B	30/07/2021	DESIGN AMENDMENT	AL	
C	29.09.2021	DA - PRELIMINARY ISSUE	DLR	
D	18.11.2021	DA -REV A	RNA	

LEGEND

EXISTING

PROPOSED

DEMOLISHED

CLIENT

JEN & HEATH
FITZPATRICK

PROJECT ADDRESS

22 WATERVEIW
STREET, MONA VALE
NSW 2103

DRAWING NO.

DA05

DATE

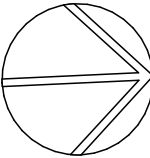
Thursday, 18
November 2021

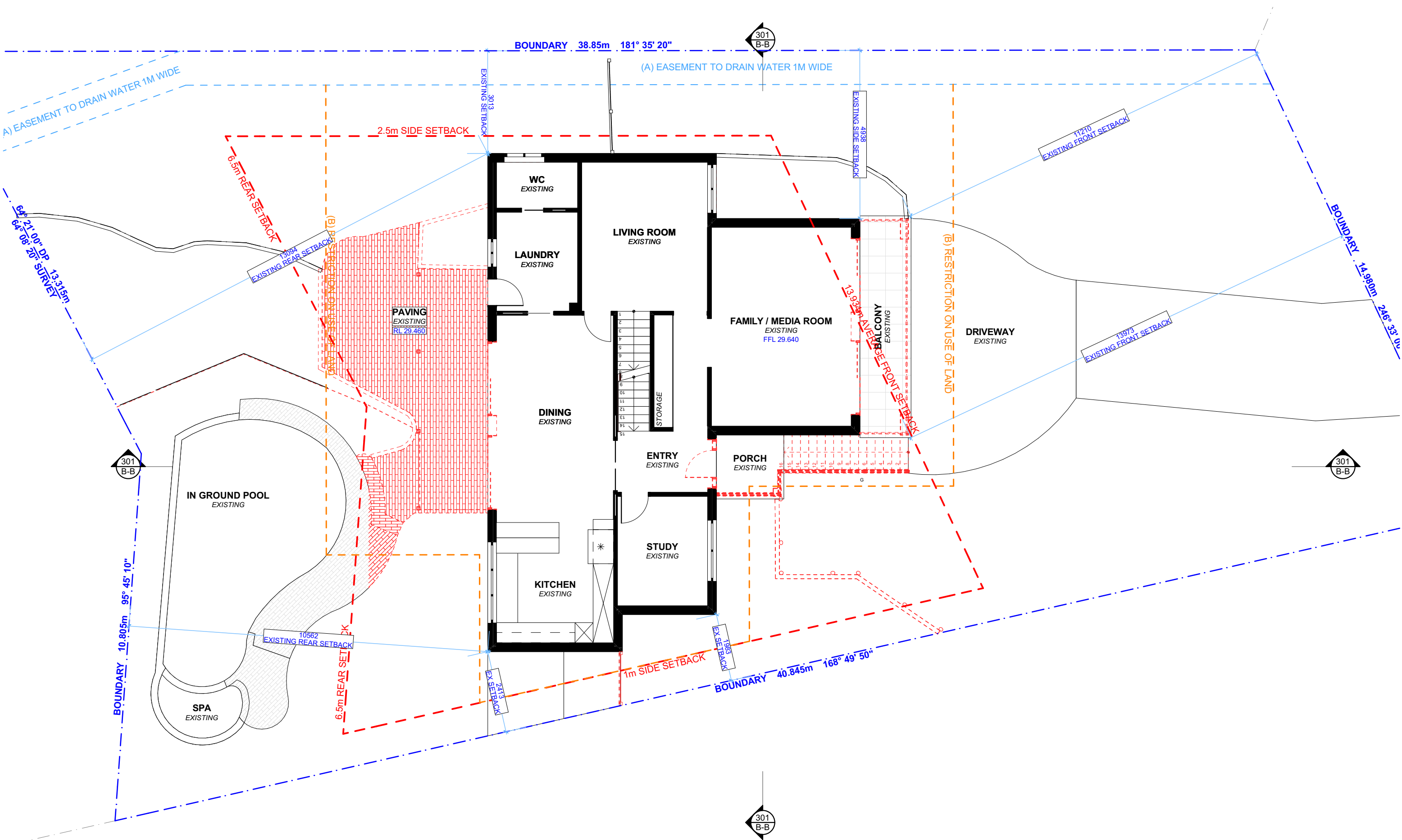
DRAWING NAME

EXISTING GARAGE FLOOR PLAN -
DEMOLITION

SCALE

1:100 @A3





1 EXISTING GROUND FLOOR PLAN - DEMOLITION 1:100

NOTE: ALL DEMOLISHED ELEMENTS TO ENG. SPECIFICATIONS AND AS. 2601 - 2001



ACTION PLANS

m: 0426 957 518
e: operations@actionplans.com.au
w: www.actionplans.com.au

REV.	DATE	COMMENTS	DRWN	NOTES
A	09/04/2021	INITIAL DESIGN PLAN	AL	This drawing is the copyright of Action Plans and not be altered, reproduced or transmitted in any form or by any means in part or in whole with the written permission of Action Plans. Do not scale measure from drawings. Figured dimensions are to be used only. The Builder/Contractor shall check and verify all levels and dimensions on site prior to commencement of any work, creation of shop drawings, or fabrication of components. All errors and omissions are to be verified by the Builder/Contractor and referred to the designer prior to the commencement of works.
B	30/07/2021	DESIGN AMENDMENT	AL	
C	29.09.2021	DA - PRELIMINARY ISSUE	DLR	
D	18.11.2021	DA -REV A	RNA	

LEGEND

EXISTING

PROPOSED

DEMOLISHED

CLIENT

JEN & HEATH
FITZPATRICK

PROJECT ADDRESS

22 WATERVEIW
STREET, MONA VALE
NSW 2103

DRAWING NO.

DA06

DATE

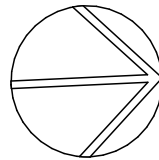
Thursday, 18
November 2021

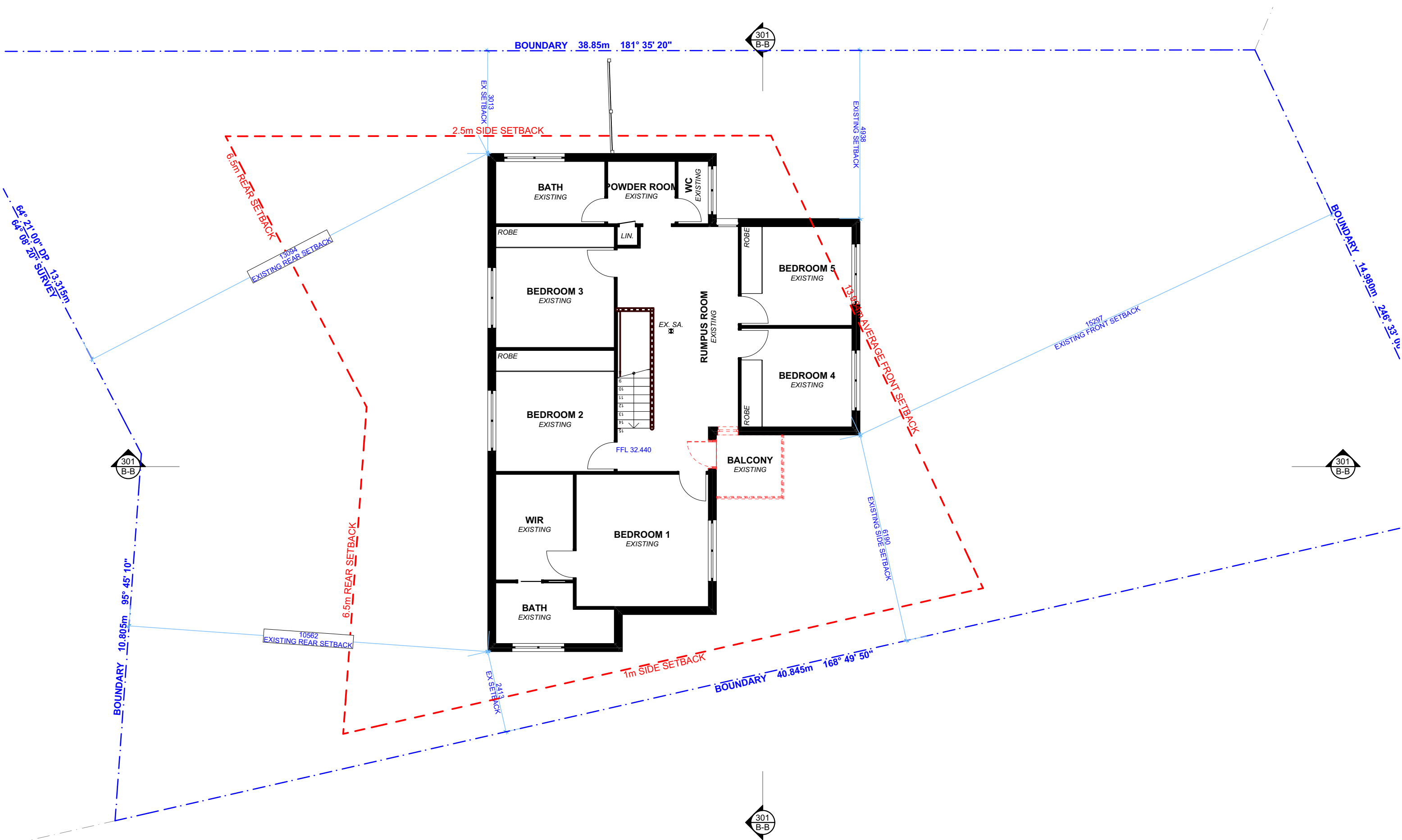
DRAWING NAME

EXISTING GROUND FLOOR PLAN -
DEMOLITION

SCALE

1:100 @A3





1 EXISTING FIRST FLOOR PLAN - DEMOLITION 1:100

NOTE: ALL DEMOLISHED ELEMENTS TO ENG. SPECIFICATIONS AND AS. 2601 - 2001



ACTION PLANS

m: 0426 957 518
e:operations@actionplans.com.au
w: www.actionplans.com.au

REV.	DATE	COMMENTS	DRWN	NOTES
A	09/04/2021	INITIAL DESIGN PLAN	AL	This drawing is the copyright of Action Plans and not be altered, reproduced or transmitted in any form or by any means in part or in whole with the written permission of Action Plans. Do not scale measure from drawings. Figured dimensions are to be used only. The Builder/Contractor shall check and verify all levels and dimensions on site prior to commencement of any work, creation of shop drawings, or fabrication of components. All errors and omissions are to be verified by the Builder/Contractor and referred to the designer prior to the commencement of works.
B	30/07/2021	DESIGN AMENDMENT	AL	
C	29.09.2021	DA - PRELIMINARY ISSUE	DLR	
D	18.11.2021	DA -REV A	RNA	

LEGEND

EXISTING

PROPOSED

DEMOLISHED

CLIENT

JEN & HEATH
FITZPATRICK

PROJECT ADDRESS

22 WATERVEIW
STREET, MONA VALE
NSW 2103

DRAWING NO.

DA07

DATE

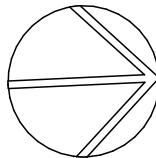
Thursday, 18
November 2021

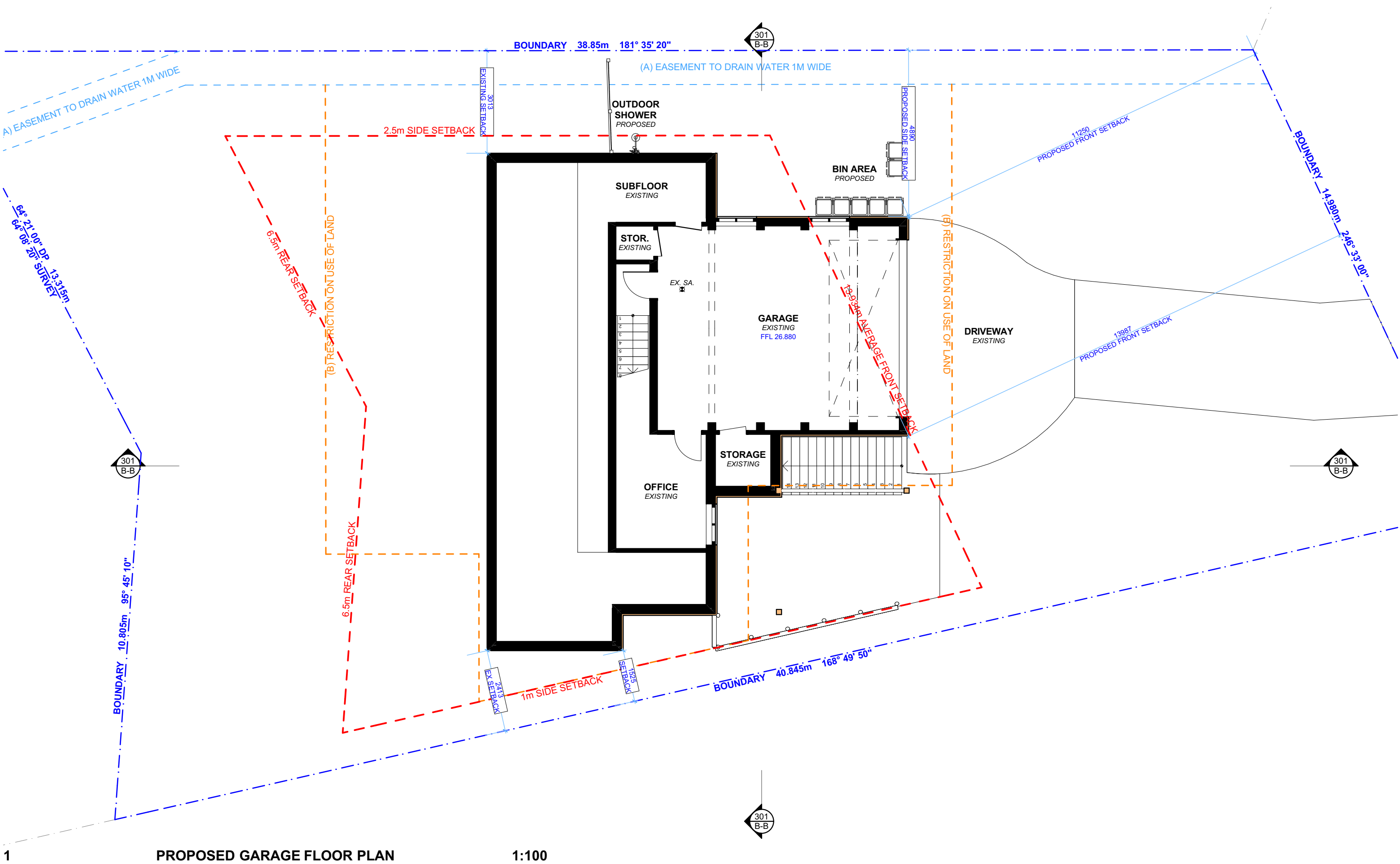
DRAWING NAME

EXISTING FIRST FLOOR PLAN -
DEMOLITION


SCALE

1:100 @A3





1 PROPOSED GARAGE FLOOR PLAN 1:100



ACTION PLANS

m: 0426 957 518
e:operations@actionplans.com.au
w: www.actionplans.com.au

REV.	DATE	COMMENTS	DRWN	NOTES
A	09/04/2021	INITIAL DESIGN PLAN	AL	This drawing is the copyright of Action Plans and not be altered, reproduced or transmitted in any form or by any means in part or in whole with the written permission of Action Plans. Do not scale measure from drawings. Figured dimensions are to be used only. The Builder/Contractor shall check and verify all levels and dimensions on site prior to commencement of any work, creation of shop drawings, or fabrication of components. All errors and omissions are to be verified by the Builder/Contractor and referred to the designer prior to the commencement of works.
B	30/07/2021	DESIGN AMENDMENT	AL	
C	29.09.2021	DA - PRELIMINARY ISSUE	DLR	
D	18.11.2021	DA -REV A	RNA	

LEGEND

- EXISTING
- PROPOSED
- DEMOLISHED

CLIENT
JEN & HEATH
FITZPATRICK

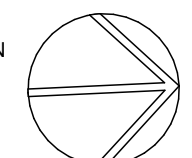
PROJECT ADDRESS
22 WATERVEIW
STREET, MONA VALE
NSW 2103

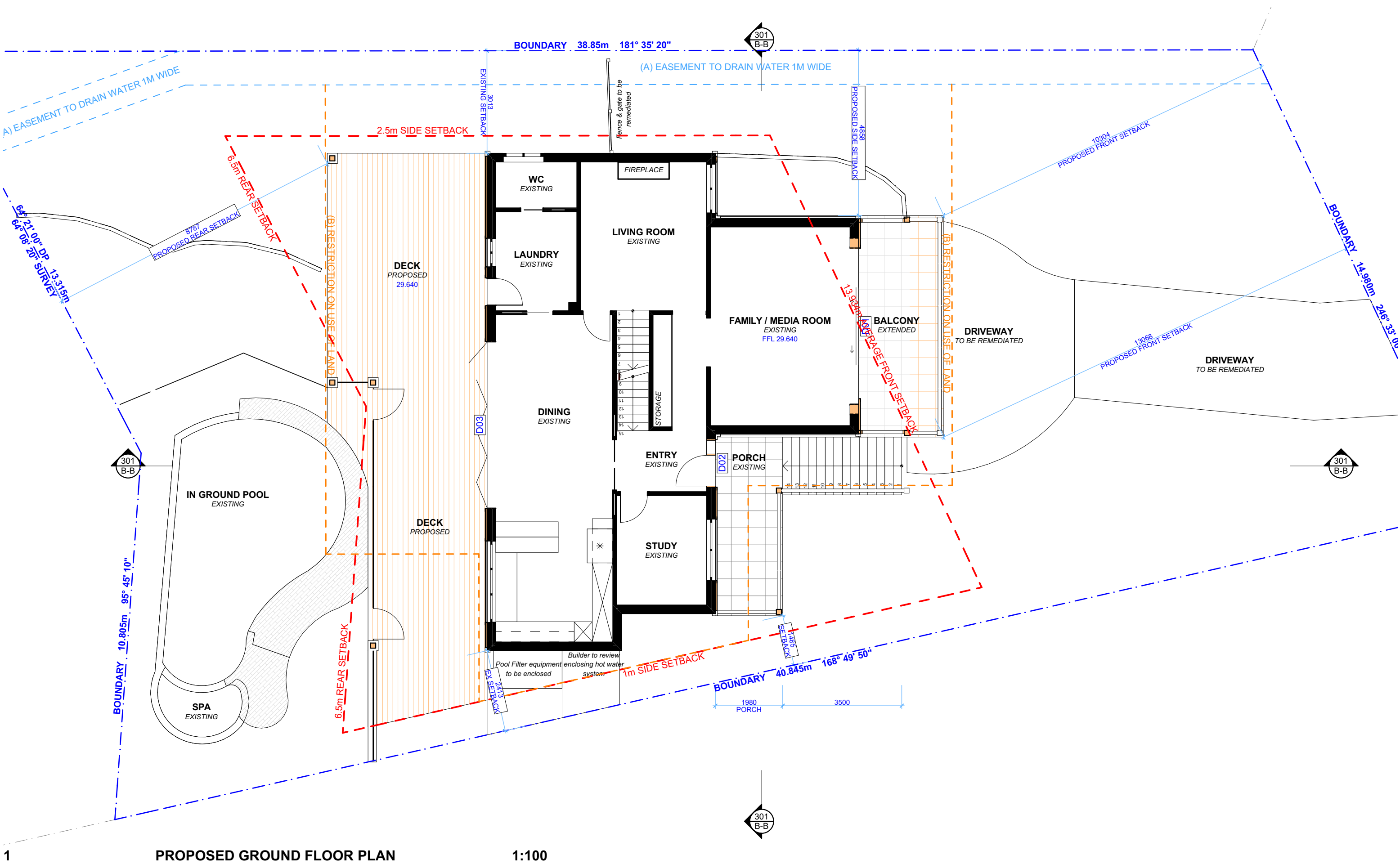
DRAWING NO.
DA08

DATE
Thursday, 18
November 2021


DRAWING NAME
PROPOSED GARAGE FLOOR PLAN

SCALE
1:100 @A3





1 PROPOSED GROUND FLOOR PLAN 1:100



ACTION PLANS

m: 0426 957 518
e: operations@actionplans.com.au
w: www.actionplans.com.au

REV.	DATE	COMMENTS	DRWN	NOTES
A	09/04/2021	INITIAL DESIGN PLAN	AL	This drawing is the copyright of Action Plans and not be altered, reproduced or transmitted in any form or by any means in part or in whole with the written permission of Action Plans. Do not scale measure from drawings. Figured dimensions are to be used only. The Builder/Contractor shall check and verify all levels and dimensions on site prior to commencement of any work, creation of shop drawings, or fabrication of components. All errors and omissions are to be verified by the Builder/Contractor and referred to the designer prior to the commencement of works.
B	30/07/2021	DESIGN AMENDMENT	AL	
C	29.09.2021	DA - PRELIMINARY ISSUE	DLR	
D	18.11.2021	DA -REV A	RNA	

LEGEND

- EXISTING
- PROPOSED
- DEMOLISHED

CLIENT

JEN & HEATH
FITZPATRICK

PROJECT ADDRESS

22 WATERVEIW
STREET, MONA VALE
NSW 2103

DRAWING NO.

DA09

DATE

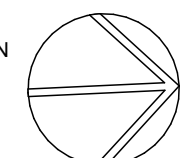
Thursday, 18
November 2021

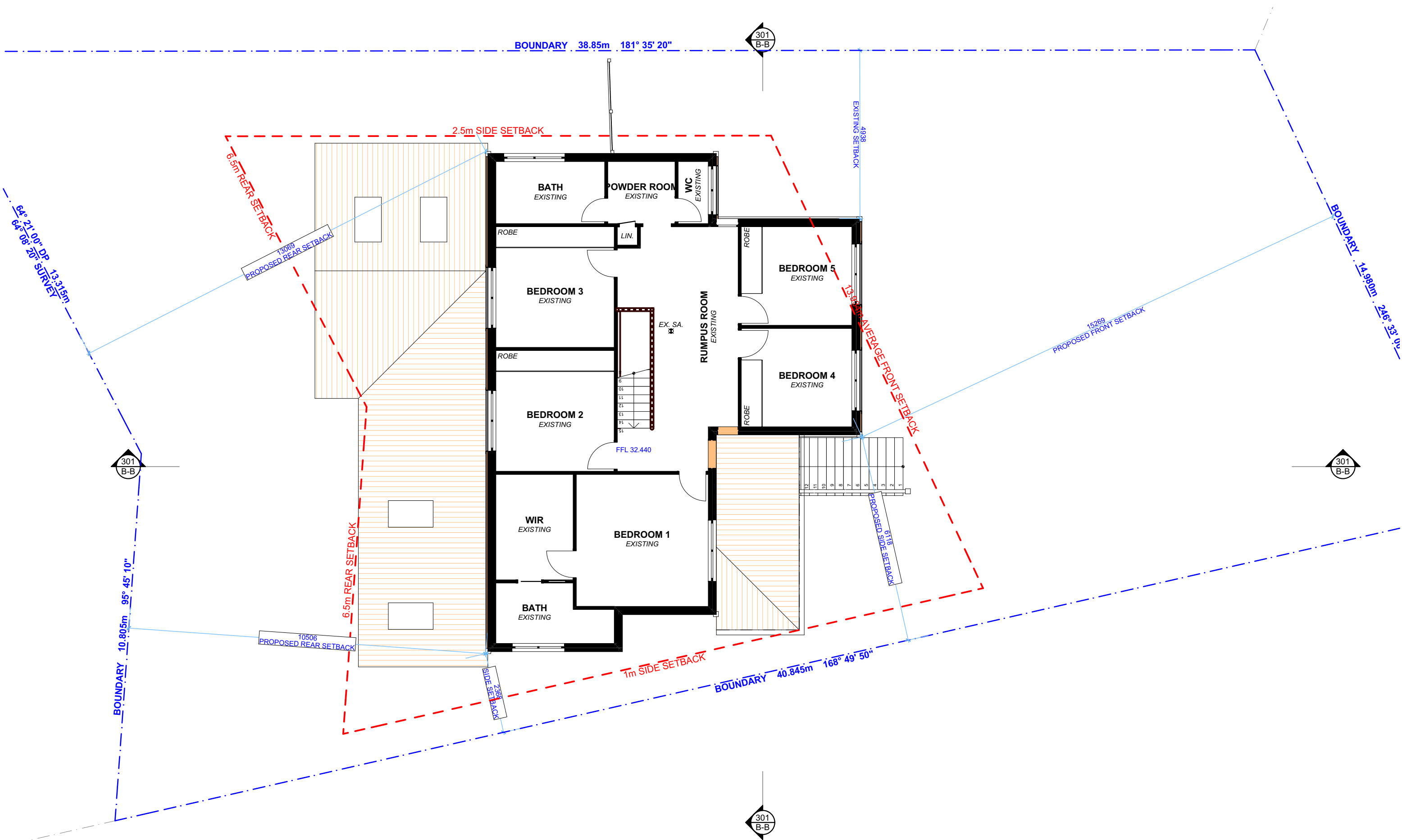
DRAWING NAME

PROPOSED GROUND FLOOR PLAN


SCALE

1:100 @A3





PROPOSED FIRST FLOOR PLAN 1:100



ACTION PLANS

m: 0426 957 518
e:operations@actionplans.com.au
w: www.actionplans.com.au

REV.	DATE	COMMENTS	DRWN	NOTES
A	09/04/2021	INITIAL DESIGN PLAN	AL	This drawing is the copyright of Action Plans and not be altered, reproduced or transmitted in any form or by any means in part or in whole with the written permission of Action Plans. Do not scale measure from drawings. Figured dimensions are to be used only. The Builder/Contractor shall check and verify all levels and dimensions on site prior to commencement of any work, creation of shop drawings, or fabrication of components. All errors and omissions are to be verified by the Builder/Contractor and referred to the designer prior to the commencement of works.
B	30/07/2021	DESIGN AMENDMENT	AL	
C	29.09.2021	DA - PRELIMINARY ISSUE	DLR	
D	18.11.2021	DA -REV A	RNA	

LEGEND

- EXISTING
- PROPOSED
- DEMOLISHED

CLIENT

JEN & HEATH
FITZPATRICK

PROJECT ADDRESS

22 WATERVEIW
STREET, MONA VALE
NSW 2103

DRAWING NO.

DA10

DATE

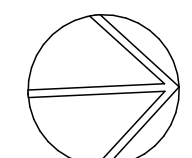
Thursday, 18
November 2021

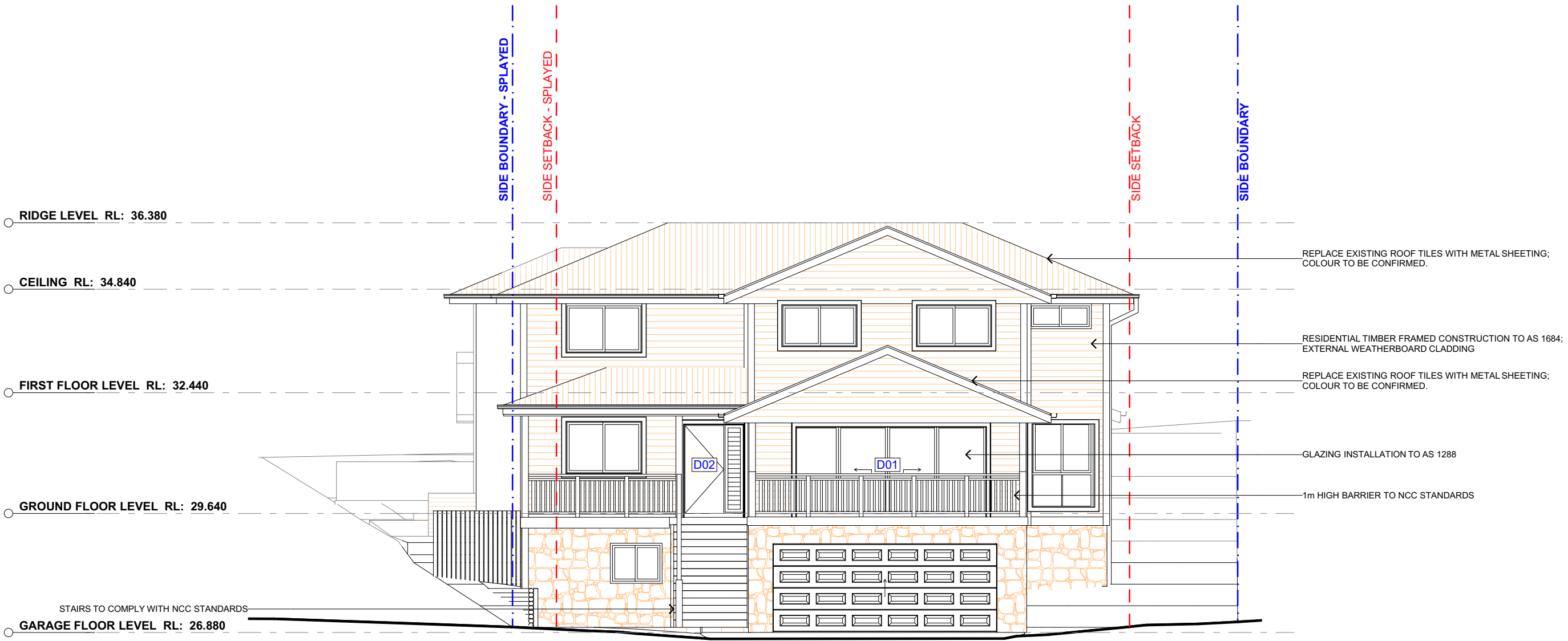
DRAWING NAME

PROPOSED FIRST FLOOR PLAN

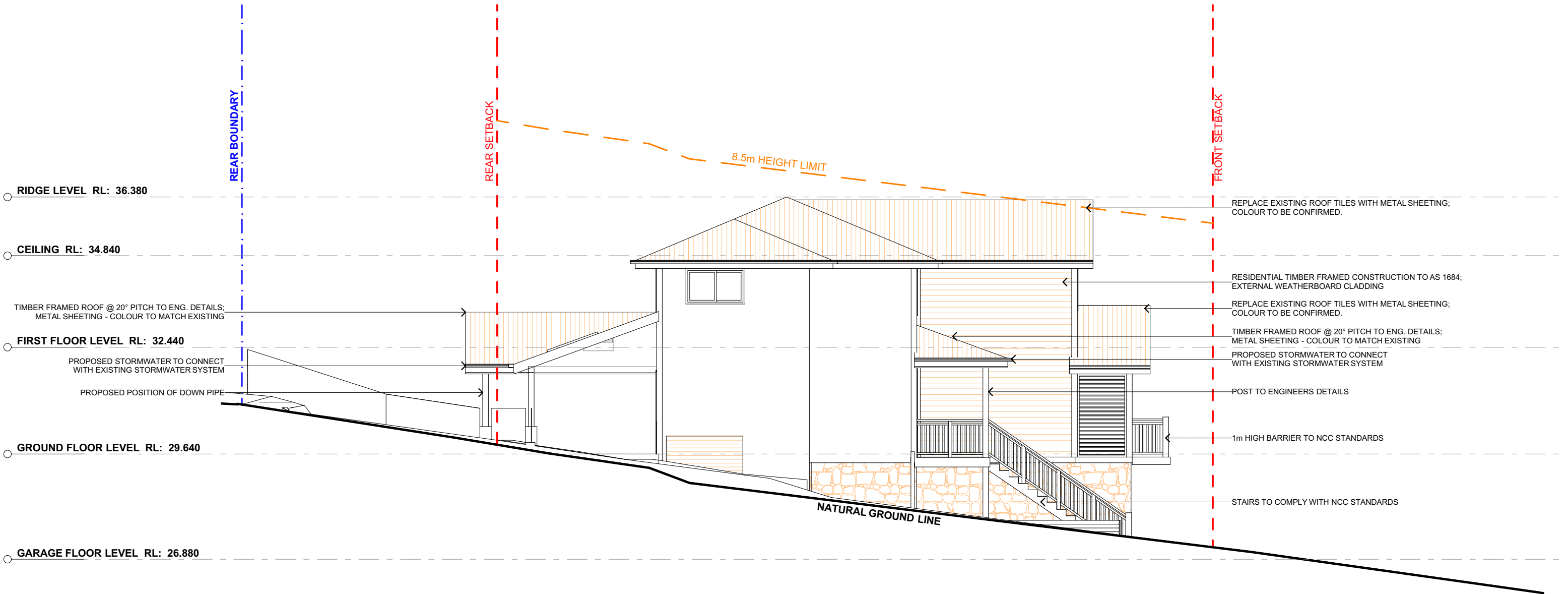
SCALE

1:100 @A3






1 NORTH ELEVATION - PRIMARY ROAD 1:100



1 EAST ELEVATION 1:100



ACTION PLANS

m: 0426 957 518
e:operations@actionplans.com.au
w: www.actionplans.com.au

REV.	DATE	COMMENTS	DRWN	NOTES
A	09/04/2021	INITIAL DESIGN PLAN	AL	<p>This drawing is the copyright of Action Plans and not be altered, reproduced or transmitted in any form or by any means in part or in whole with the written permission of Action Plans.</p> <p>Do not scale measure from drawings. Figured dimensions are to be used only.</p> <p>The Builder/Contractor shall check and verify all levels and dimensions on site prior to commencement of any work, creation of shop drawings, or fabrication of components.</p> <p>All errors and omissions are to be verified by the Builder/Contractor and referred to the designer prior to the commencement of works.</p>
B	30/07/2021	DESIGN AMENDMENT	AL	
C	29.09.2021	DA - PRELIMINARY ISSUE	DLR	
D	18.11.2021	DA -REV A	RNA	

LEGEND

NEW FLOOR AREA

METAL ROOFING

TILED ROOFING

TIMBER

EXISTING

DEMOLISHED

CLIENT

JEN & HEATH
FITZPATRICK

PROJECT ADDRESS

22 WATERVEIW
STREET, MONA VALE
NSW 2103

DRAWING NO.

DA12

DATE

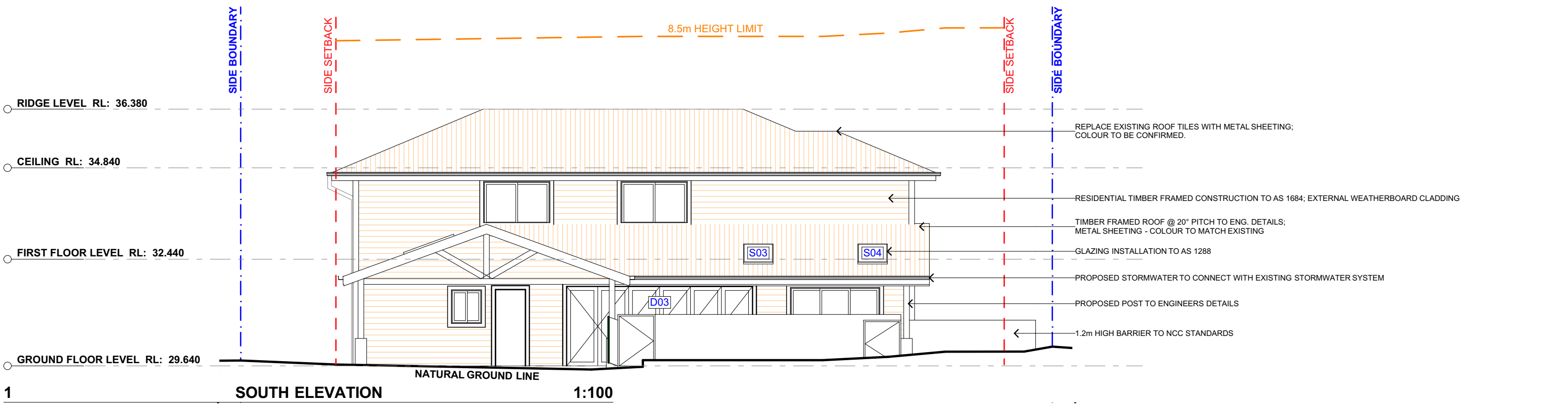
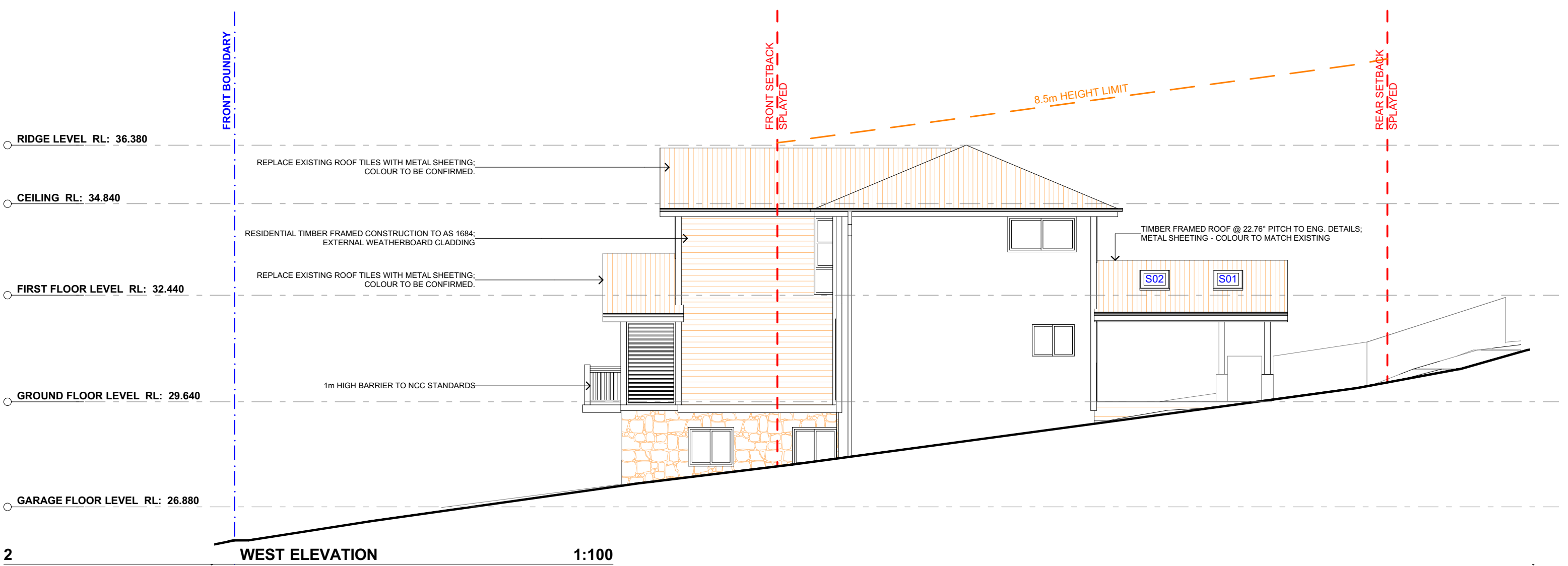
Thursday, 18
November 2021


DRAWING NAME

EAST ELEVATION

SCALE

1:100 @A3





ACTION PLANS

m: 0426 957 518
e:operations@actionplans.com.au
w: www.actionplans.com.au

REV.	DATE	COMMENTS	DRWN	NOTES
A	09/04/2021	INITIAL DESIGN PLAN	AL	This drawing is the copyright of Action Plans and not be altered, reproduced or transmitted in any form or by any means in part or in whole with the written permission of Action Plans. Do not scale measure from drawings. Figured dimensions are to be used only. The Builder/Contractor shall check and verify all levels and dimensions on site prior to commencement of any work, creation of shop drawings, or fabrication of components. All errors and omissions are to be verified by the Builder/Contractor and referred to the designer prior to the commencement of works.
B	30/07/2021	DESIGN AMENDMENT	AL	
C	29.09.2021	DA - PRELIMINARY ISSUE	DLR	
D	18.11.2021	DA -REV A	RNA	

LEGEND

NEW FLOOR AREA

METAL ROOFING

TILED ROOFING

TIMBER

EXISTING

DEMOLISHED

CLIENT
JEN & HEATH
FITZPATRICK

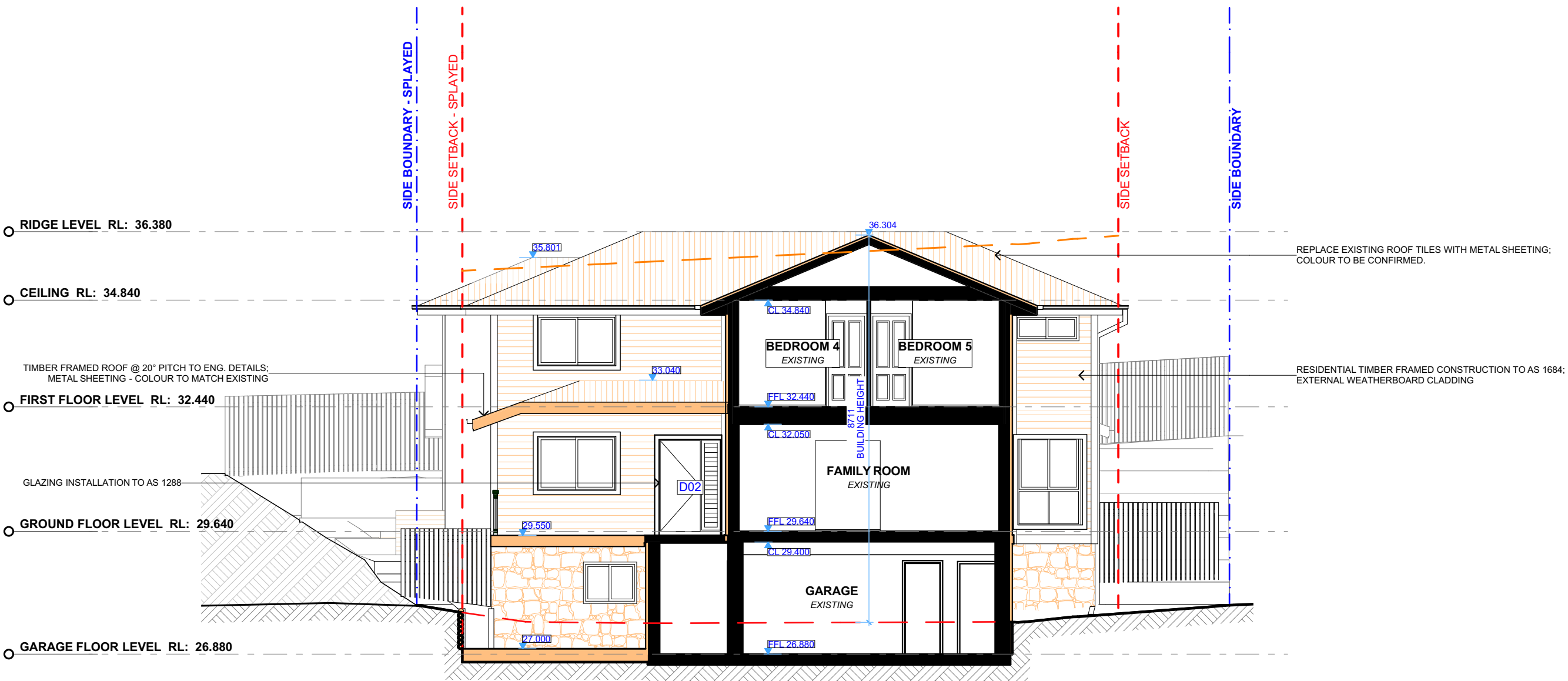
PROJECT ADDRESS
22 WATERVEIW
STREET, MONA VALE
NSW 2103

DRAWING NO.
DA13


DATE
Thursday, 18
November 2021

DRAWING NAME
SOUTH / WEST ELEVATION

SCALE
1:100 @A3



1 PROPOSED CROSS SECTION 1:100



ACTION PLANS

m: 0426 957 518
e:operations@actionplans.com.au
w: www.actionplans.com.au

REV.	DATE	COMMENTS	DRWN	NOTES
A	09/04/2021	INITIAL DESIGN PLAN	AL	This drawing is the copyright of Action Plans and not be altered, reproduced or transmitted in any form or by any means in part or in whole with the written permission of Action Plans. Do not scale measure from drawings. Figured dimensions are to be used only. The Builder/Contractor shall check and verify all levels and dimensions on site prior to commencement of any work, creation of shop drawings, or fabrication of components. All errors and omissions are to be verified by the Builder/Contractor and referred to the designer prior to the commencement of works.
B	30/07/2021	DESIGN AMENDMENT	AL	
C	29.09.2021	DA - PRELIMINARY ISSUE	DLR	
D	18.11.2021	DA -REV A	RNA	

LEGEND

NEW FLOOR AREA

METAL ROOFING

TILED ROOFING

TIMBER

EXISTING

DEMOLISHED

CLIENT

JEN & HEATH
FITZPATRICK

PROJECT ADDRESS

22 WATERVEIW
STREET, MONA VALE
NSW 2103

DRAWING NO.

DA14

DATE

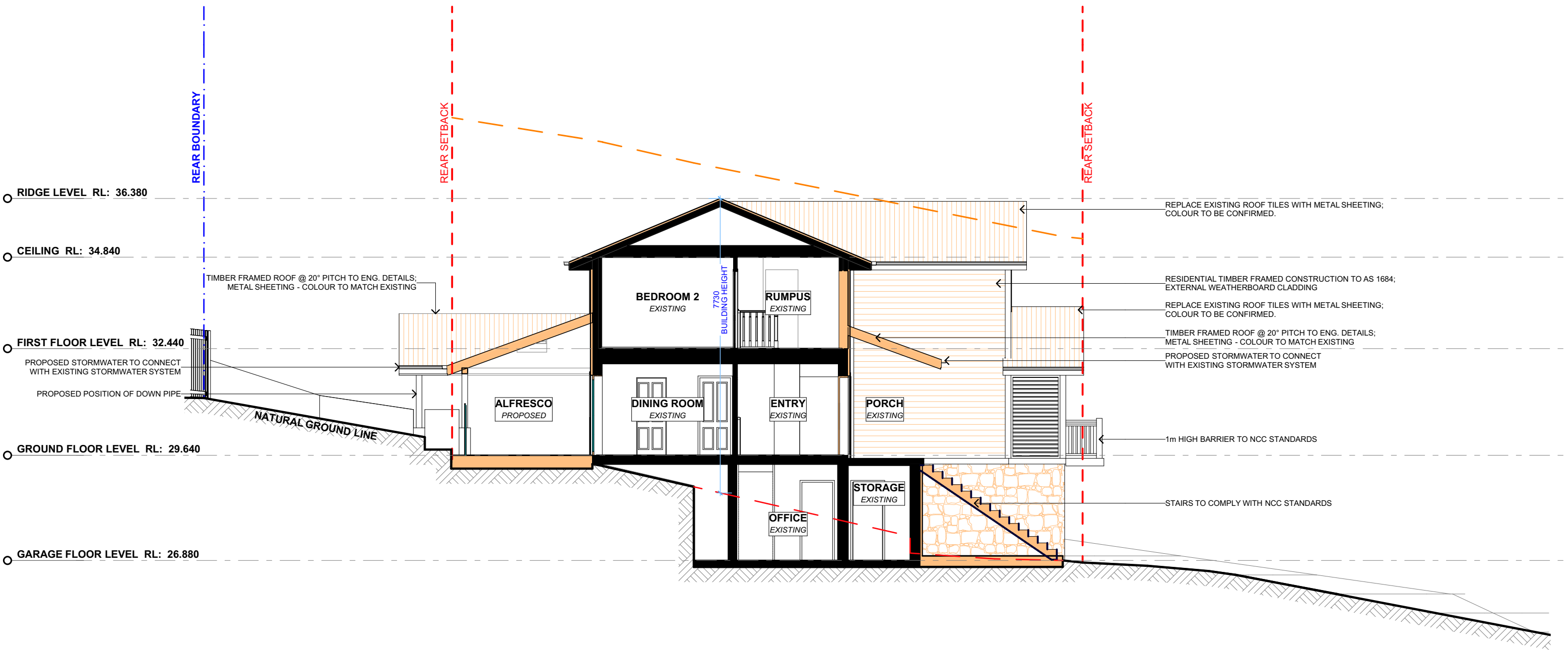
Thursday, 18
November 2021

DRAWING NAME

CROSS SECTION

SCALE

1:100 @A3



1

PROPOSED LONG SECTION

1:100



ACTION PLANS

m: 0426 957 518
e:operations@actionplans.com.au
w: www.actionplans.com.au

REV.	DATE	COMMENTS	DRWN	NOTES
A	09/04/2021	INITIAL DESIGN PLAN	AL	This drawing is the copyright of Action Plans and not be altered, reproduced or transmitted in any form or by any means in part or in whole with the written permission of Action Plans. Do not scale measure from drawings. Figured dimensions are to be used only. The Builder/Contractor shall check and verify all levels and dimensions on site prior to commencement of any work, creation of shop drawings, or fabrication of components. All errors and omissions are to be verified by the Builder/Contractor and referred to the designer prior to the commencement of works.
B	30/07/2021	DESIGN AMENDMENT	AL	
C	29.09.2021	DA - PRELIMINARY ISSUE	DLR	
D	18.11.2021	DA -REV A	RNA	

LEGEND

NEW FLOOR AREA

METAL ROOFING

TILED ROOFING

TIMBER

EXISTING

DEMOLISHED

CLIENT

JEN & HEATH
FITZPATRICK

PROJECT ADDRESS

22 WATERVEIW
STREET, MONA VALE
NSW 2103

DRAWING NO.

DA15

DATE

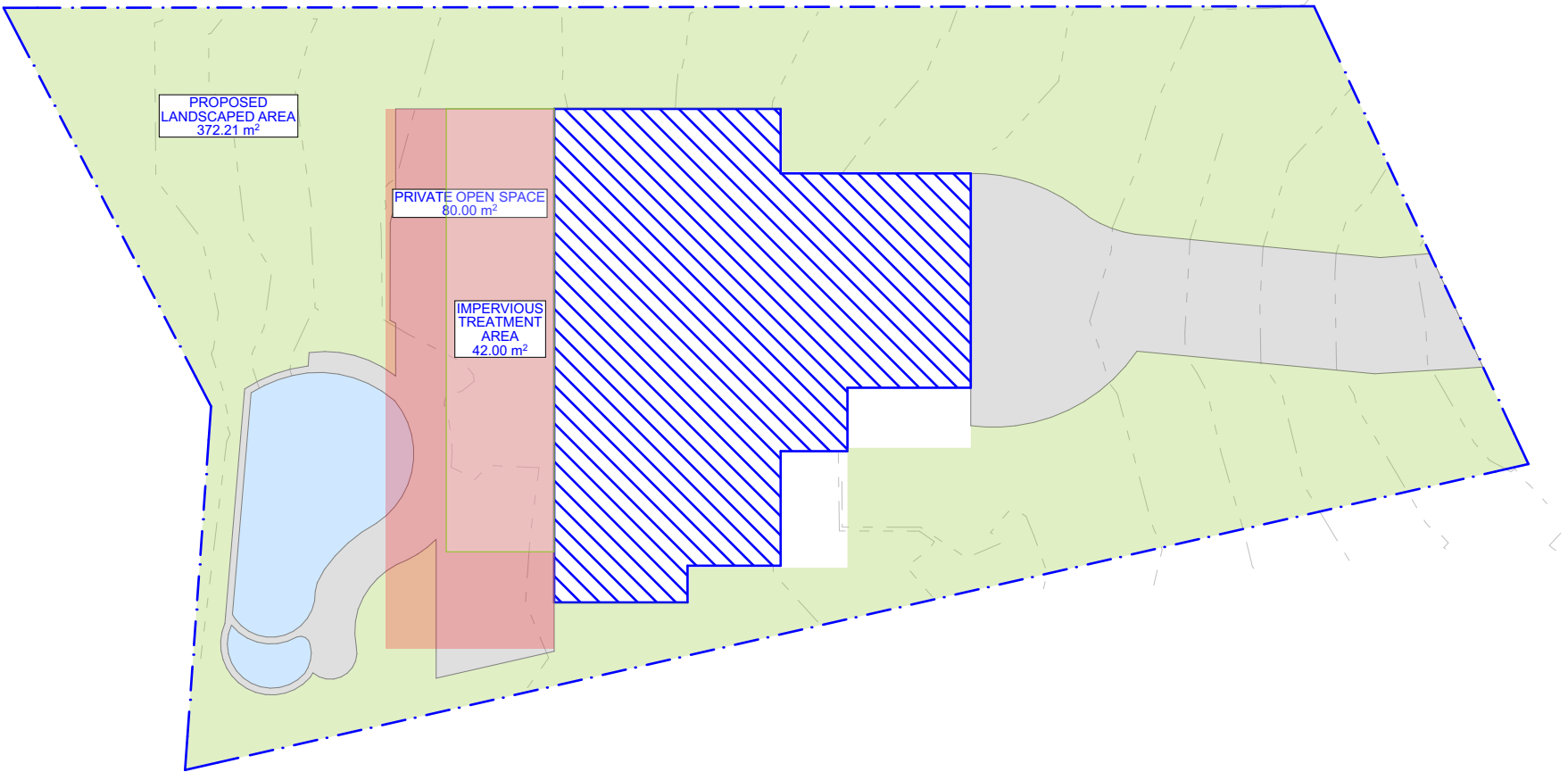
Thursday, 18
November 2021

DRAWING NAME

LONG SECTION

SCALE

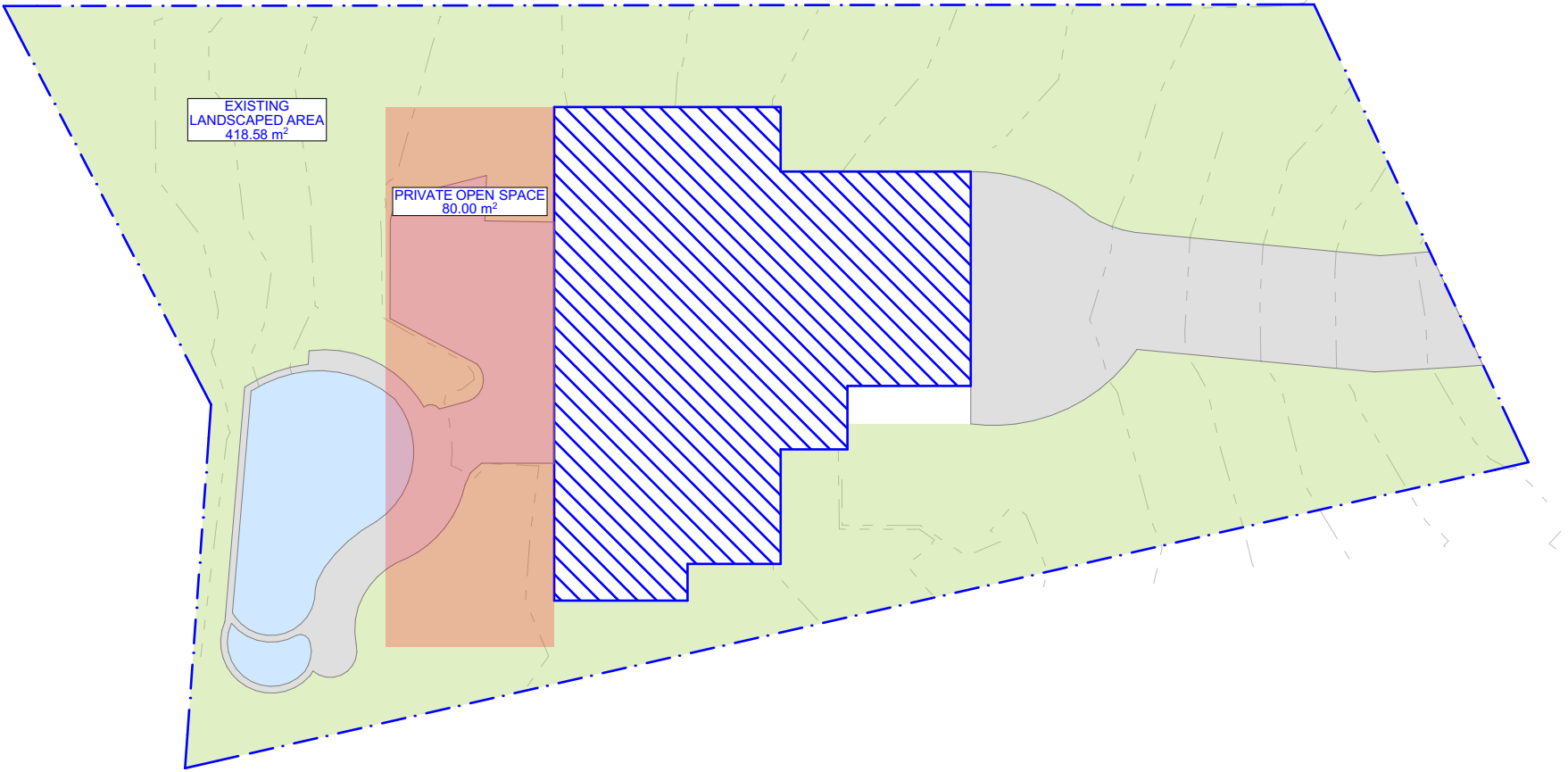
1:100 @A3



2

PROPOSED AREA CALCULATIONS

1:200



2

EXISTING AREA CALCULATIONS

1:200

CONTROL TABLE		
SITE AREA 700m ²		
	REQUIRED	PROPOSED
PRIVATE OPEN SPACE	80m ²	80m ²
LANDSCAPED AREA	60% (420m ²)	53.1% (372.21m ²)
IMPERVIOUS TREATMENTS 6% VARIATION	6% (42m ²)	6% (42m ²)
TOTAL LANDSCAPED AREA	60% (420m ²)	59.17% (414.21m ²)



ALUMINIUM FRAMED WINDOWS
BY STEGBAR



FIXED SKYLIGHT WINDOWS
BY VELUX



EXTERNAL WEATHERBOARD CLADDING -
COLOUR TO BE CONFIRMED BY CLIENT



METAL ROOFING -
COLOUR TO BE CONFIRMED BY CLIENT

3

MATERAIL SAMPLE BOARD



ACTION PLANS

m: 0426 957 518
e:operations@actionplans.com.au
w: www.actionplans.com.au

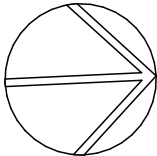
REV.	DATE	COMMENTS	DRWN	NOTES
A	09/04/2021	INITIAL DESIGN PLAN	AL	This drawing is the copyright of Action Plans and not be altered, reproduced or transmitted in any form or by any means in part or in whole with the written permission of Action Plans. Do not scale measure from drawings. Figured dimensions are to be used only. The Builder/Contractor shall check and verify all levels and dimensions on site prior to commencement of any work, creation of shop drawings, or fabrication of components. All errors and omissions are to be verified by the Builder/Contractor and referred to the designer prior to the commencement of works.
B	30/07/2021	DESIGN AMENDMENT	AL	
C	29.09.2021	DA - PRELIMINARY ISSUE	DLR	
D	18.11.2021	DA -REV A	RNA	

LEGEND	
	LANDSCAPED AREA
	HARD SURFACE AREA
	WATER SURFACE
	BUILDING FOOTPRINT
	PRIVATE OPEN SPACE

CLIENT
JEN & HEATH FITZPATRICK
PROJECT ADDRESS
22 WATERVEIW STREET, MONA VALE NSW 2103

DRAWING NO.
DA16
DATE
Thursday, 18 November 2021

DRAWING NAME
AREA CALCULATIONS / SAMPLE BOARD
SCALE
1:200 @A3






ACTION PLANS


m: 0426 957 518
e:operations@actionplans.com.au
w: www.actionplans.com.au

REV.	DATE	COMMENTS	DRWN	NOTES
A	09/04/2021	INITIAL DESIGN PLAN	AL	This drawing is the copyright of Action Plans and not be altered, reproduced or transmitted in any form or by any means in part or in whole with the written permission of Action Plans. Do not scale measure from drawings. Figured dimensions are to be used only. The Builder/Contractor shall check and verify all levels and dimensions on site prior to commencement of any work, creation of shop drawings, or fabrication of components. All errors and omissions are to be verified by the Builder/Contractor and referred to the designer prior to the commencement of works.
B	30/07/2021	DESIGN AMENDMENT	AL	
C	29.09.2021	DA - PRELIMINARY ISSUE	DLR	
D	18.11.2021	DA -REV A	RNA	

LEGEND



EXISTING SHADOWS



PROPOSED SHADOWS

CLIENT

JEN & HEATH
FITZPATRICK

PROJECT ADDRESS

22 WATERVEIW
STREET, MONA VALE
NSW 2103

DRAWING NO.

DA17

DATE

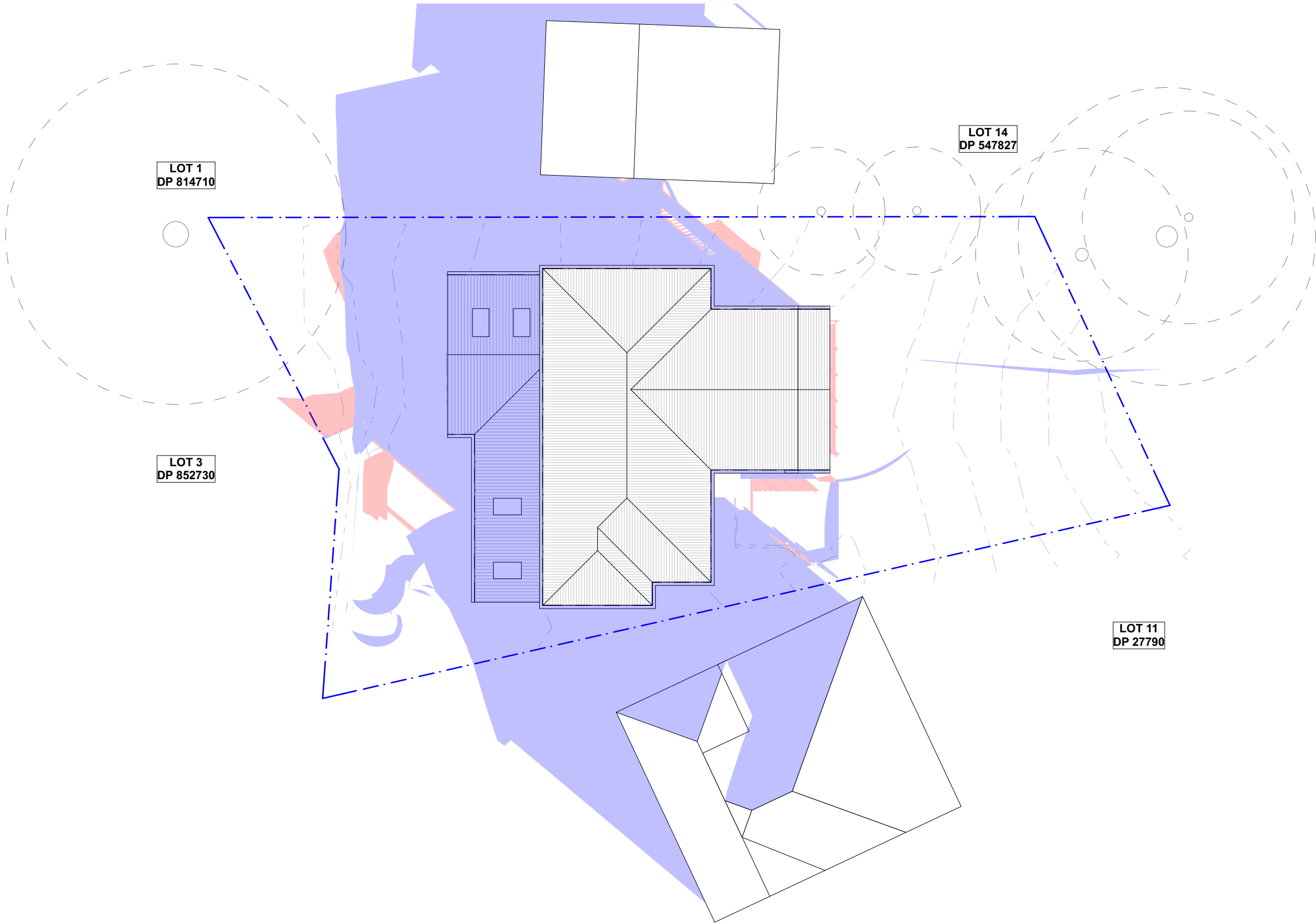
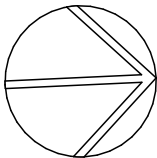
Thursday, 18
November 2021

DRAWING NAME

WINTER SOLSTICE 9 AM

SCALE

1:200 @A3





ACTION PLANS
m: 0426 957 518
e:operations@actionplans.com.au
w: www.actionplans.com.au

REV.	DATE	COMMENTS	DRWN
A	09/04/2021	INITIAL DESIGN PLAN	AL
B	30/07/2021	DESIGN AMENDMENT	AL
C	29.09.2021	DA - PRELIMINARY ISSUE	DLR
D	18.11.2021	DA -REV A	RNA

NOTES
This drawing is the copyright of Action Plans and not be altered, reproduced or transmitted in any form or by any means in part or in whole with the written permission of Action Plans.
Do not scale measure from drawings. Figured dimensions are to be used only.
The Builder/Contractor shall check and verify all levels and dimensions on site prior to commencement of any work, creation of shop drawings, or fabrication of components.
All errors and omissions are to be verified by the Builder/Contractor and referred to the designer prior to the commencement of works.

LEGEND

EXISTING SHADOWS

PROPOSED SHADOWS

CLIENT
JEN & HEATH
FITZPATRICK

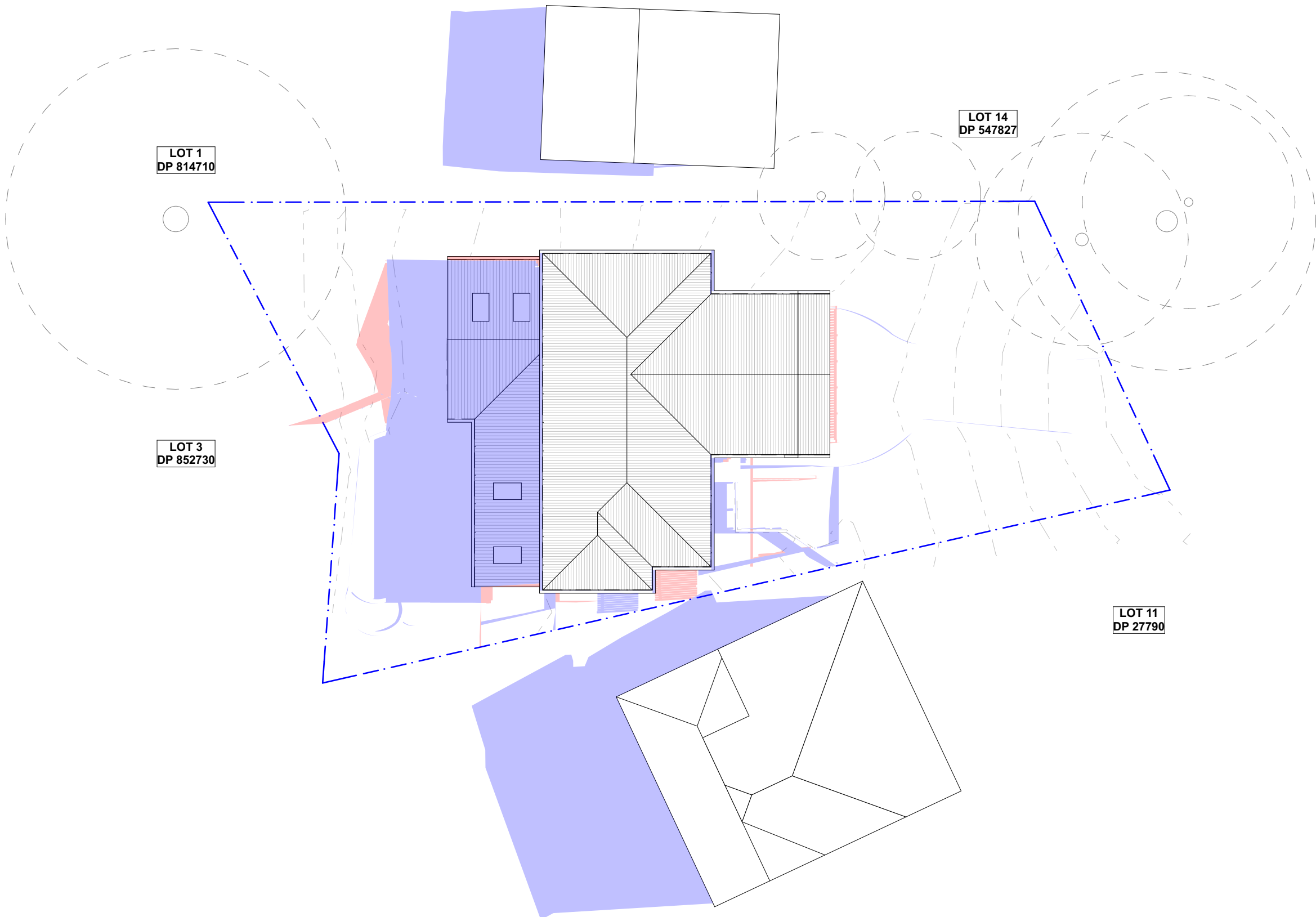
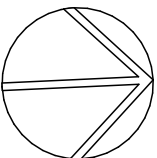
PROJECT ADDRESS
22 WATERVEIW
STREET, MONA VALE
NSW 2103

DRAWING NO.
DA18

DATE
Thursday, 18
November 2021

DRAWING NAME
WINTER SOLSTICE 12 PM

SCALE
1:200 @A3





ACTION PLANS
m: 0426 957 518
e:operations@actionplans.com.au
w: www.actionplans.com.au

REV.	DATE	COMMENTS	DRWN
A	09/04/2021	INITIAL DESIGN PLAN	AL
B	30/07/2021	DESIGN AMENDMENT	AL
C	29.09.2021	DA - PRELIMINARY ISSUE	DLR
D	18.11.2021	DA -REV A	RNA

NOTES
This drawing is the copyright of Action Plans and not be altered, reproduced or transmitted in any form or by any means in part or in whole with the written permission of Action Plans.
Do not scale measure from drawings. Figured dimensions are to be used only.
The Builder/Contractor shall check and verify all levels and dimensions on site prior to commencement of any work, creation of shop drawings, or fabrication of components.
All errors and omissions are to be verified by the Builder/Contractor and referred to the designer prior to the commencement of works.

LEGEND

EXISTING SHADOWS

PROPOSED SHADOWS

CLIENT
JEN & HEATH
FITZPATRICK

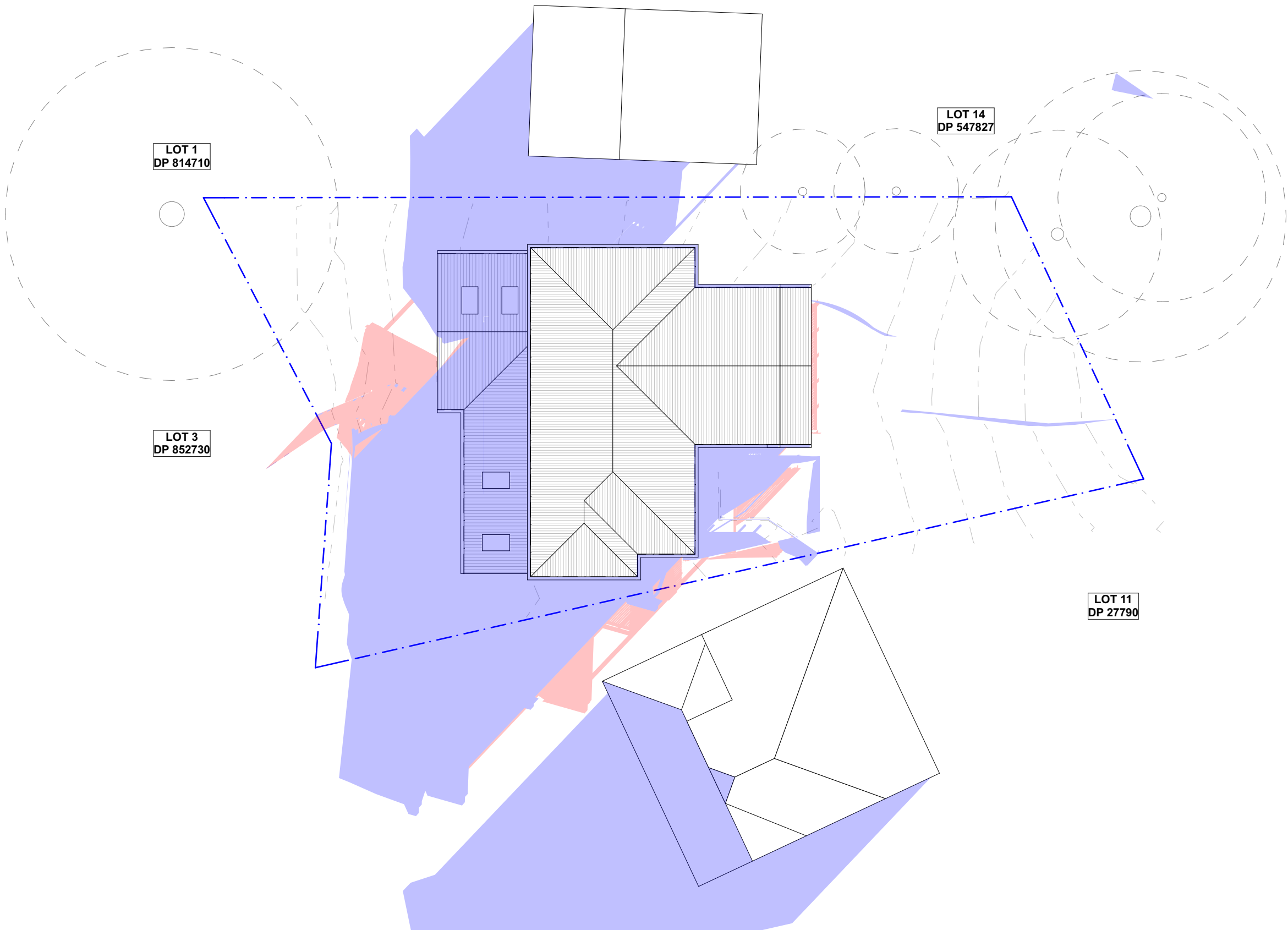
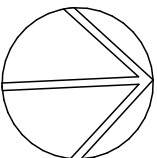
PROJECT ADDRESS
22 WATERVEIW
STREET, MONA VALE
NSW 2103

DRAWING NO.
DA19

DATE
Thursday, 18
November 2021

DRAWING NAME
WINTER SOLSTICE 3 PM

SCALE
1:200 @A3



Alterations and Additions

Certificate number: A426923_02

This certificate confirms that the proposed development will meet the NSW government's requirements for sustainability, if it is built in accordance with the commitments set out below. Terms used in this certificate, or in the commitments, have the meaning given by the document entitled "BASIX Alterations and Additions Definitions" dated 06/10/2017 published by the Department. This document is available at www.basix.nsw.gov.au

Secretary
Date of issue: Thursday, 18, November 2021
To be valid, this certificate must be lodged within 3 months of the date of issue.



Description of project

Project address	
Project name	0815_22 WATERVIEW ST, NEWPORT_02
Street address	22 WATERVIEW Street NEWPORT 2092
Local Government Area	Northern Beaches Council
Plan type and number	Deposited Plan 852730
Lot number	4
Section number	
Project type	
Dwelling type	Separate dwelling house
Type of alteration and addition	My renovation work is valued at \$50,000 or more, and does not include a pool (and/or spa).

Certificate Prepared by (please complete before submitting to Council or PCA)
Name / Company Name: Action Plans
ABN (if applicable): 17118297587

Legend
In these commitments, "applicant" means the person carrying out the development.
Commitments identified with a "✓" in the "Show on DA plans" column must be shown on the plans accompanying the development application for the proposed development (if a development application is to be lodged for the proposed development).
Commitments identified with a "✓" in the "Show on CC/CDC plans & specs" column must be shown in the plans and specifications accompanying the application for a construction certificate / complying development certificate for the proposed development.
Commitments identified with a "✓" in the "Certifier check" column must be certified by a certifying authority as having been fulfilled, before a final occupation certificate for the development may be issued.

Glazing requirements						Show on DA Plans	Show on CC/CDC Plans & specs	Certifier Check
Windows and glazed doors								
The applicant must install the windows, glazed doors and shading devices, in accordance with the specifications listed in the table below. Relevant overshadowing specifications must be satisfied for each window and glazed door.						✓	✓	✓
The following requirements must also be satisfied in relation to each window and glazed door:							✓	✓
Each window or glazed door with standard aluminium or timber frames and single clear or toned glass may either match the description, or, have a U-value and a Solar Heat Gain Coefficient (SHGC) no greater than that listed in the table below. Total system U-values and SHGCs must be calculated in accordance with National Fenestration Rating Council (NFRC) conditions.							✓	✓
For projections described in millimetres, the leading edge of each eave, pergola, verandah, balcony or awning must be no more than 500 mm above the head of the window or glazed door and no more than 2400 mm above the sill.						✓	✓	✓
Pergolas with polycarbonate roof or similar translucent material must have a shading coefficient of less than 0.35.							✓	✓
Pergolas with fixed battens must have battens parallel to the window or glazed door above which they are situated, unless the pergola also shades a perpendicular window. The spacing between battens must not be more than 50 mm.							✓	✓
Windows and glazed doors glazing requirements								
Window / door no.	Orientation	Area of glass inc. frame (m2)	Overshadowing		Shading device	Frame and glass type		
			Height (m)	Distance (m)				
D01	N	9.43	0	0	eave/verandah/pergola/balcony >=900 mm	standard aluminium, single clear, (or U-value: 7.63, SHGC: 0.75)		
D02	N	2.95	0	0	eave/verandah/pergola/balcony >=750 mm	standard aluminium, single clear, (or U-value: 7.63, SHGC: 0.75)		
D03	S	10.31	0	0	eave/verandah/pergola/balcony >=900 mm	standard aluminium, single clear, (or U-value: 7.63, SHGC: 0.75)		