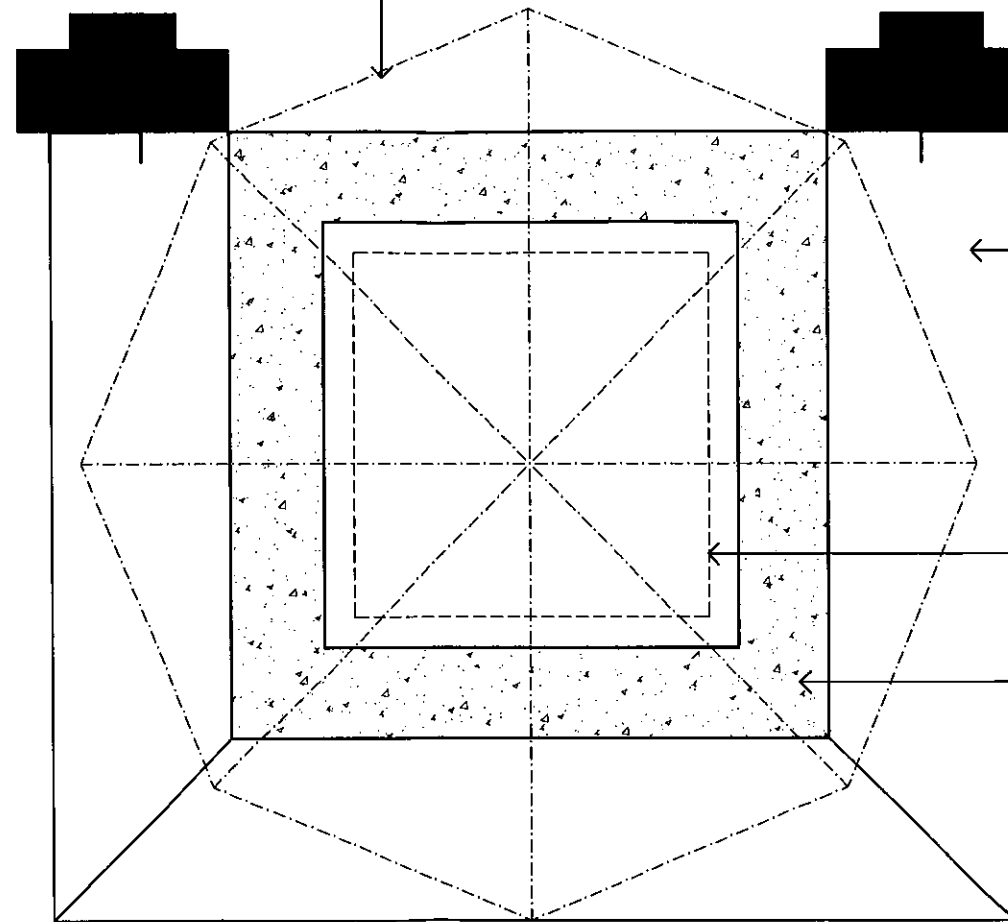
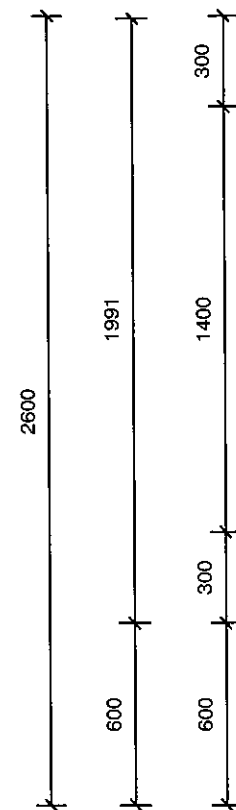


Metal flue to continue 1.2 meters above gutter line.
Flue to comply with Part G.2. and G2.3
and G3 of the BCA



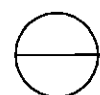
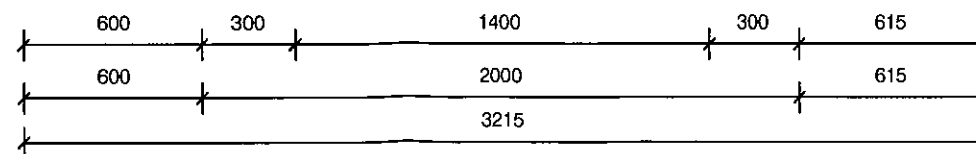
Existing walls.

Metal Shelving.

Line of concrete wall below.

300mm concrete block wall.

Corten Steel floor covering 600mm surround,
to comply with Part G2.2 AND G2.3
and G3 of the BCA



PLAN

Scale 1 : 25

ISSUE	AMENDMENT	DATE	<ul style="list-style-type: none"> - This drawing is copyright and the property of the author and must be retained, copied or used without the authority of Absolute Design Group PTY LTD - Larger Scale drawings and written dimensions take preference - Do not scale from drawings - All dimensions to be checked on site prior to commencement of work - All discrepancies to be brought to the attention of the author 	Proposed external fireplace Steyne Hotel 75 The Corso MANLY For: Laundry Hotels	TITLE External fire place plan DRAWN K CELEA DATE JULY 2011 JOB No 1022 FP 02/04	SCALE 1 : 25 ISSUE A	ABSOLUTE DESIGN GROUP PTY LTD RESIDENTIAL COMMERCIAL INDUSTRIAL P O Box 272 Bonnyrigg NSW 2177. Mobile: 0438 234 238 E: absolutedesign@dodo.com.au Member : B D A NSW Inc
-------	-----------	------	--	---	---	---	---