

BASIX™ Certificate

Building Sustainability Index

www.planningportal.nsw.gov.au/development-and-assessment/basix

Single Dwelling

Certificate number: 1792906S

This certificate confirms that the proposed development will meet the NSW government's requirements for sustainability, if it is built in accordance with the commitments set out below. Terms used in this certificate, or in the commitments, have the meaning given by the document entitled "BASIX Definitions" dated 10/09/2020 published by the Department. This document is available at www.planningportal.nsw.gov.au/definitions

Secretary

Date of issue: Thursday, 24 April 2025

To be valid, this certificate must be submitted with a development application or lodged with a complying development certificate application within 3 months of the date of issue.



When submitting this BASIX certificate with a development application or complying development certificate application, it must be accompanied by NatHERS certificate HR-MWIX7M-01.

Project summary

Project name	LOT 12, FRENCHS FOREST
Street address	LOT 12, ROAD NO.1 FRENCHS FOREST 2086
Local Government Area	Northern Beaches Council
Plan type and plan number	Deposited Plan
Lot no.	12
Section no.	unreg
Project type	dwelling house (detached)
No. of bedrooms	5

Project score

Water	✓ 41	Target 40
Thermal Performance	✓ Pass	Target Pass
Energy	✓ 100	Target 72
Materials	✓ -71	Target n/a

Certificate Prepared by

Name / Company Name: Efficient Living Pty Ltd

ABN (if applicable):

Description of project

Project address	
Project name	LOT 12, FRENCHS FOREST
Street address	LOT 12, ROAD NO.1 FRENCHS FOREST 2086
Local Government Area	Northern Beaches Council
Plan type and plan number	Deposited Plan
Lot no.	12
Section no.	unreg
Project type	
Project type	dwelling house (detached)
No. of bedrooms	5
Site details	
Site area (m²)	601
Roof area (m²)	217
Conditioned floor area (m²)	191.4
Unconditioned floor area (m²)	17.7
Total area of garden and lawn (m²)	318
Roof area of the existing dwelling (m²)	0

Assessor details and thermal loads		
NatHERS assessor number	HERA10213	
NatHERS certificate number	HR-MWIX7M-01	
Climate zone	56	
Area adjusted cooling load (MJ/ m².year)	16	
Area adjusted heating load (MJ/ m².year)	12	
Project score		
Water	<div><div></div><div>41</div></div>	Target 40
Thermal Performance	<div><div></div><div>Pass</div></div>	Target Pass
Energy	<div><div></div><div>100</div></div>	Target 72
Materials	<div><div></div><div>-71</div></div>	Target n/a

Schedule of BASIX commitments

The commitments set out below regulate how the proposed development is to be carried out. It is a condition of any development consent granted, or complying development certificate issued, for the proposed development, that BASIX commitments be complied with.

Water Commitments	Show on DA plans	Show on CC/CDC plans & specs	Certifier check
Fixtures			
The applicant must install showerheads with a minimum rating of 4 star (> 6 but <= 7.5 L/min plus spray force and/or coverage tests) in all showers in the development.		✓	✓
The applicant must install a toilet flushing system with a minimum rating of 4 star in each toilet in the development.		✓	✓
The applicant must install taps with a minimum rating of 6 star in the kitchen in the development.		✓	
The applicant must install basin taps with a minimum rating of 6 star in each bathroom in the development.		✓	
Alternative water			
Rainwater tank			
The applicant must install a rainwater tank of at least 3000 litres on the site. This rainwater tank must meet, and be installed in accordance with, the requirements of all applicable regulatory authorities.	✓	✓	✓
The applicant must configure the rainwater tank to collect rain runoff from at least 118 square metres of the roof area of the development (excluding the area of the roof which drains to any stormwater tank or private dam).		✓	✓
The applicant must connect the rainwater tank to: <ul style="list-style-type: none"> all toilets in the development at least one outdoor tap in the development (Note: NSW Health does not recommend that rainwater be used for human consumption in areas with potable water supply.) 		✓ ✓	✓ ✓

Thermal Performance and Materials commitments	Show on DA plans	Show on CC/CDC plans & specs	Certifier check
Simulation Method			
Assessor details and thermal loads			
The applicant must attach the certificate referred to under "Assessor Details" on the front page of this BASIX certificate (the "Assessor Certificate") to the development application and construction certificate application for the proposed development (or, if the applicant is applying for a complying development certificate for the proposed development, to that application). The applicant must also attach the Assessor Certificate to the application for an occupation certificate for the proposed development.			
The Assessor Certificate must have been issued by an Accredited Assessor in accordance with the Thermal Comfort Protocol.			
The details of the proposed development on the Assessor Certificate must be consistent with the details shown in this BASIX certificate, including the Cooling and Heating loads shown on the front page of this certificate and the "Construction" and "Glazing" tables below.			
The applicant must show on the plans accompanying the development application for the proposed development, all matters which the Assessor Certificate requires to be shown on those plans. Those plans must bear a stamp of endorsement from the Accredited Assessor to certify that this is the case. The applicant must show on the plans accompanying the application for a construction certificate (or complying development certificate, if applicable), all thermal performance specifications set out in the Assessor Certificate, and all aspects of the proposed development which were used to calculate those specifications.	✓	✓	✓
The applicant must construct the development in accordance with all thermal performance specifications set out in the Assessor Certificate, and in accordance with those aspects of the development application or application for a complying development certificate which were used to calculate those specifications.		✓	✓
The applicant must show on the plans accompanying the development application for the proposed development, the locations of ceiling fans set out in the Assessor Certificate. The applicant must show on the plans accompanying the application for a construction certificate (or complying development certificate, if applicable), the locations of ceiling fans set out in the Assessor Certificate.	✓	✓	✓

Thermal Performance and Materials commitments	Show on DA plans	Show on CC/CDC plans & specs	Certifier check
Construction			
The applicant must construct the floors, walls, roofs, ceilings and glazing of the dwelling in accordance with the specifications listed in the tables below.	✓	✓	✓
The applicant must show through receipts that the materials purchased for construction are consistent with the specifications listed in the tables below.			✓

Construction	Area - m ²	Insulation
floor - concrete slab on ground, waffle pod slab.	100.4	not specified
floor - suspended floor above open subfloor, particle board; frame: laminated veneer lumber (LVL).	6.8	not specified
floor - above habitable rooms or mezzanine, particle board; frame: laminated veneer lumber (LVL)..	70.7	not specified
floor - suspended floor above garage, particle board; frame: laminated veneer lumber (LVL).	31.2	not specified
garage floor - concrete slab on ground, waffle pod slab.	38.9	not specified
external wall: framed (fibre cement sheet or boards); frame: timber - untreated softwood.	212.4	not specified
external wall: concrete panel/plasterboard; frame: timber - untreated softwood.	15.8	not specified
external garage wall: framed (fibre cement sheet or boards); frame: timber - untreated softwood.	29.5	none
internal wall: plasterboard; frame: timber - untreated softwood.	178	none
internal wall: plasterboard; frame: timber - untreated softwood.	17.1	not specified
ceiling and roof - flat ceiling / pitched roof, framed - metal roof, timber - untreated softwood.	216.69	ceiling: not specified; roof: foil backed blanket.

Thermal Performance and Materials commitments	Show on DA plans	Show on CC/CDC plans & specs	Certifier check
Glazing			
The applicant must install windows, glazed doors and skylights as described in the table below, in accordance with the specifications listed in the table.	✓	✓	✓

Frames	Maximum area - m2
aluminium	42.6
timber	0
uPVC	0
steel	0
composite	0


Glazing	Maximum area - m2
single	0
double	42.6
triple	0


Energy Commitments	Show on DA plans	Show on CC/CDC plans & specs	Certifier check
Hot water			
The applicant must install the following hot water system in the development, or a system with a higher energy rating: electric heat pump.	✓	✓	✓
Cooling system			
The applicant must install the following cooling system, or a system with a higher energy rating, in at least 1 living area: 1-phase airconditioning - ducted; Energy rating: EER 3.0 - 3.5		✓	✓
The applicant must install the following cooling system, or a system with a higher energy rating, in at least 1 bedroom: 1-phase airconditioning - ducted; Energy rating: EER 3.0 - 3.5		✓	✓
Heating system			
The applicant must install the following heating system, or a system with a higher energy rating, in at least 1 living area: 1-phase airconditioning - ducted; Energy rating: EER 3.5 - 4.0		✓	✓
The applicant must install the following heating system, or a system with a higher energy rating, in at least 1 bedroom: 1-phase airconditioning - ducted; Energy rating: EER 3.5 - 4.0		✓	✓
Ventilation			
The applicant must install the following exhaust systems in the development: At least 1 Bathroom: individual fan, ducted to façade or roof; Operation control: please select Kitchen: individual fan, ducted to façade or roof; Operation control: manual switch on/off Laundry: natural ventilation only, or no laundry; Operation control: n/a		✓ ✓ ✓	✓ ✓ ✓
Artificial lighting			
The applicant must ensure that a minimum of 80% of light fixtures are fitted with fluorescent, compact fluorescent, or light-emitting-diode (LED) lamps.		✓	✓
Natural lighting			
The applicant must install a window and/or skylight in the kitchen of the dwelling for natural lighting.	✓	✓	✓


Energy Commitments	Show on DA plans	Show on CC/CDC plans & specs	Certifier check
The applicant must install a window and/or skylight in 3 bathroom(s)/toilet(s) in the development for natural lighting.	✓	✓	✓
Alternative energy			
The applicant must install a photovoltaic system as part of the development. The applicant must connect this system to the development's electrical system.	✓	✓	✓
The photovoltaic system must consist of: <ul style="list-style-type: none"> • photovoltaic collectors with the capacity to generate at least 5 peak kilowatts of electricity, installed at an angle between 10 degrees and 25 degrees to the horizontal facing north 	✓	✓	✓
Other			
The applicant must install an induction cooktop & electric oven in the kitchen of the dwelling.		✓	
The applicant must install a fixed outdoor clothes drying line as part of the development.		✓	

Legend

In these commitments, "applicant" means the person carrying out the development.

Commitments identified with a  in the "Show on DA plans" column must be shown on the plans accompanying the development application for the proposed development (if a development application is to be lodged for the proposed development).

Commitments identified with a  in the "Show on CC/CDC plans and specs" column must be shown in the plans and specifications accompanying the application for a construction certificate / complying development certificate for the proposed development.

Commitments identified with a  in the "Certifier check" column must be certified by a certifying authority as having been fulfilled, before a final occupation certificate (either interim or final) for the development may be issued.