



# Alterations and Additions 9 Careel Bay Crescent Avalon Beach Kevin & Alison Hayes

Drawing List	
Drawing No.	Title
C 1.1	COVERSHEET AND DRAWING LIST
C 1.2	DRIVEWAY CROSSOVER ACCESS PLAN
C 1.3	DRIVEWAY CROSSOVER LONGITUDINAL SECTIONS

Rev.	Issue / Amendment	By	App.	Date
P1	PRELIMINARY	NVH	ES	1.05.2024



partridge.com.au  
partridge@partridge.com.au  
Partridge Hydraulic Pty Ltd  
ABN 71 124 297 883

Copyright: The design and details shown on this drawing are specific to this project only and may not be reproduced in whole or in part or be used for any other project or purpose without the written consent of Partridge Structural Pty Ltd.

Client  
KEVIN & ALISON HAYES

Architect  
STUDIO P

TEL

Project  
ALTERATIONS AND ADDITIONS  
9 CAREEL BAY CRESCENT  
AVALON BEACH

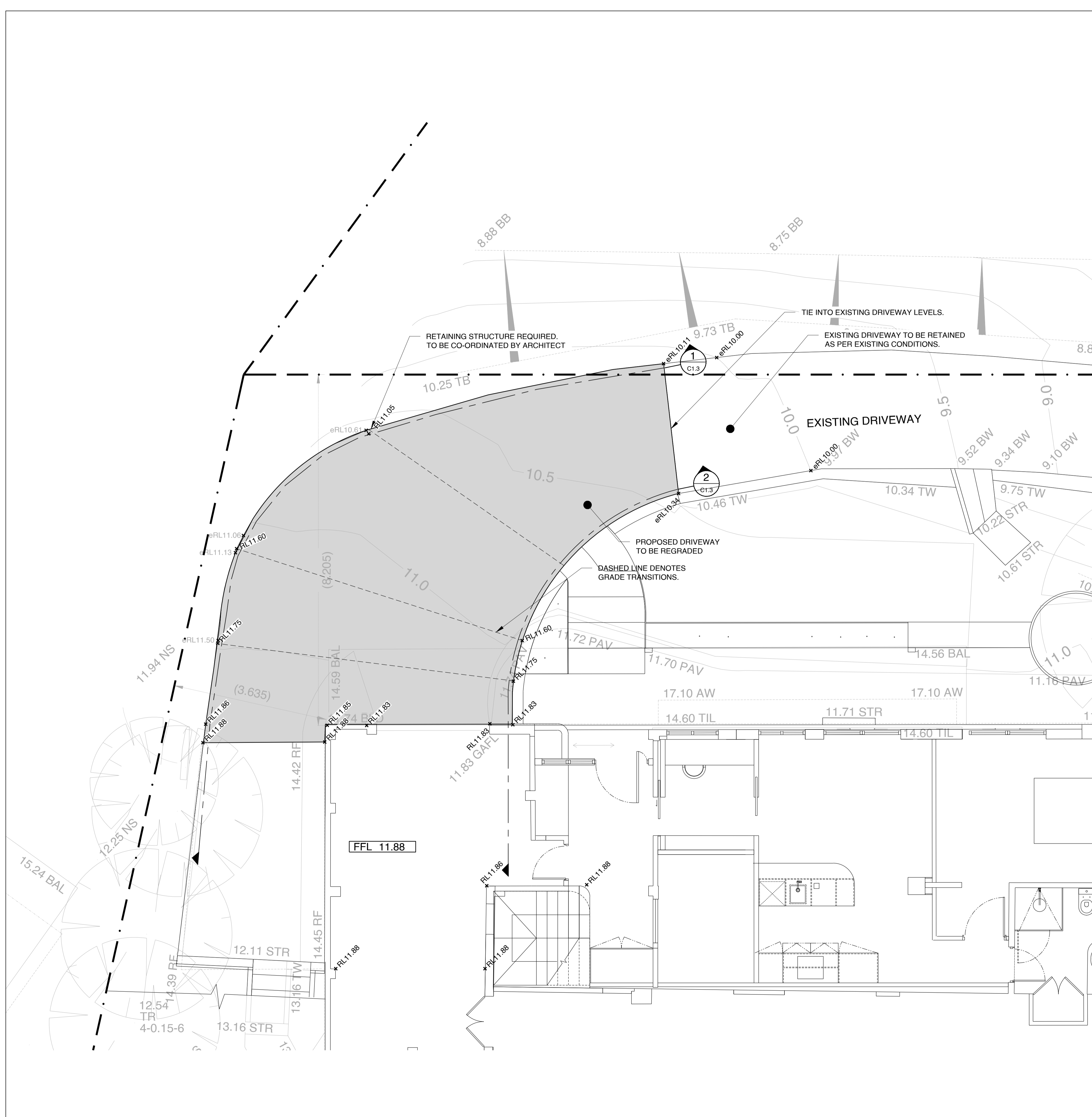
Title  
COVER SHEET AND DRAWING LIST

DO NOT SCALE: USE FIGURED DIMENSIONS

<small>The presence of this signature signifies that this is the certified drawing issued for construction.</small>	Designed NVH	Drawn NVH
	Job No. 2024H0040	Scale at A1 N/A

Date MAY 2024	Drawing No. C 1.1	Revision P1
------------------	----------------------	----------------

NOT FOR CONSTRUCTION



### LEGEND

#### HATCHES

	PROPOSED CROSSOVER
	REGRADED LANDSCAPE
	REGRADED FOOTPATH
	EXISTING LANDSCAPE
	EXISTING FOOTPATH

### LEGEND

#### PROPOSED

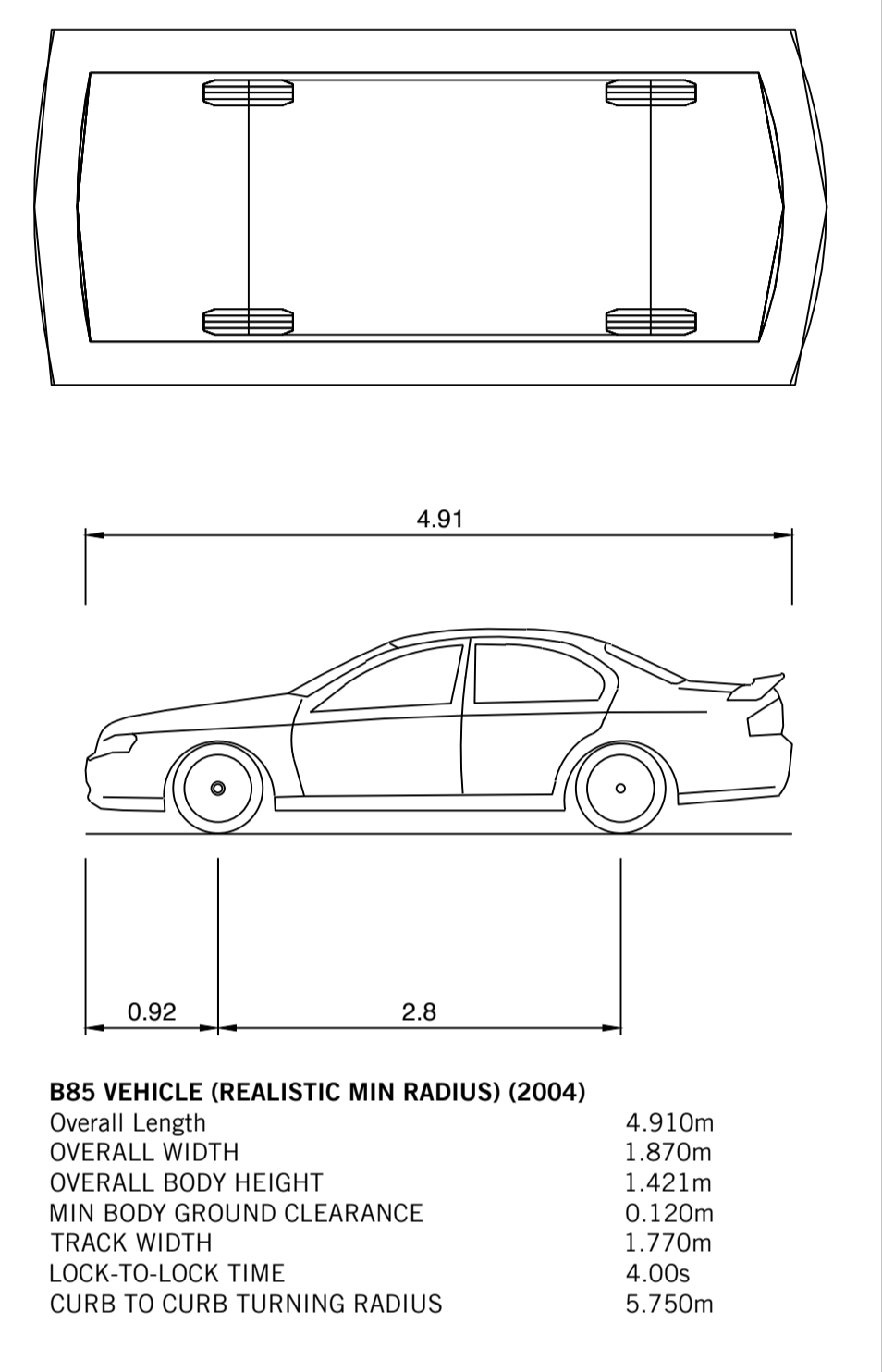
+ RL 0.000	FINISHED SURFACE LEVEL
+ CH 0.000	CENTRELINE CHAINAGE
	STORMWATER DRAINAGE LINE
	STORMWATER DRAINAGE PIT
SWP 300 x 300 RL 0.000 IL 0.000	PIT NAME SIZE REDUCED LEVEL INVERT LEVEL
	PIT/DP NUMBERING AND SIZING
	KORB ONLY
	KORB AND GUTTER
	DISH DRAIN
	DIRECTION OF OVERLAND FLOW

#### EXISTING

+ RL 0.000	FINISHED SURFACE LEVEL
+ CH 0.000	CENTRELINE CHAINAGE
	STORMWATER DRAINAGE PIT
	KORB ONLY
	KORB AND GUTTER
	DISH DRAIN
- eC	DENOTES TELSTRA SERVICE
- eS	DENOTES SEWER SERVICE
- eG	DENOTES GAS SERVICE
- eW	DENOTES WATER SERVICE
- eSS	DENOTES SUBSOIL

### GENERAL NOTES:

- THIS PLAN IS AN EXTERNAL WORKS PAVEMENT PLAN ONLY.
- SMOOTH ALL TRANSITIONS BETWEEN NEW AND EXISTING WORK IN BOTH LEVELS AND ALIGNMENT.
- STANDARD KERBING DETAILS TO BE IN ACCORDANCE WITH COUNCIL STANDARD DRAWING KERB PROFILES.
- CONTRACTOR TO FOLLOW TRAFFIC MANAGEMENT PLANS PREPARED BY OTHERS. CONTRACTOR TO PROVIDE ALL REQUIRED TRAFFIC CONTROL MEASURES INCLUDING SAFETY FENCES, WARNING SIGNS, PROVISIONS OF RESIDENT ACCESS, TRAFFIC DIVERSION, ECT. THE CONTRACTOR SHALL BE RESPONSIBLE FOR OBTAINING ALL NECESSARY ROAD CLOSURE/ROAD OCCUPANCY PERMITS WITH RELEVANT AUTHORITIES.
- NO TREES SHALL BE REMOVED, CUT BACK OR RELOCATED WITHOUT WRITTEN INSTRUCTION FROM THE SUPERINTENDENT.
- THE CONTRACTOR SHALL CONFIRM ALL LEVELS AND DIMENSIONS ON SITE PRIOR TO COMMENCEMENT OF WORK. REPORT ANY DISCREPANCIES OR SERVICE CLASHES TO SUPERINTENDENT IMMEDIATELY.
- IT IS THE CONTRACTORS RESPONSIBILITY TO LOCATE AND DEPTH ALL SERVICES PRIOR TO COMMENCEMENT OF WORKS INCLUDING THOSE EXTERNAL TO THE SITE.



P1	PRELIMINARY	NVH	ES	1.05.2024
Rev.	Issue / Amendment	By	App.	Date

**PARTRIDGE**

partridge.com.au  
partridge@partridge.com.au  
Partridge Hydraulic Pty Ltd  
ABN 71 124 297 883

Copyright: The design and details shown on this drawing are specific to this project only and may not be reproduced in whole or in part or be used for any other project or purpose without the written consent of Partridge Structural Pty Ltd.

Client  
**KEVIN & ALISON HAYES**

Architect  
**STUDIO P**

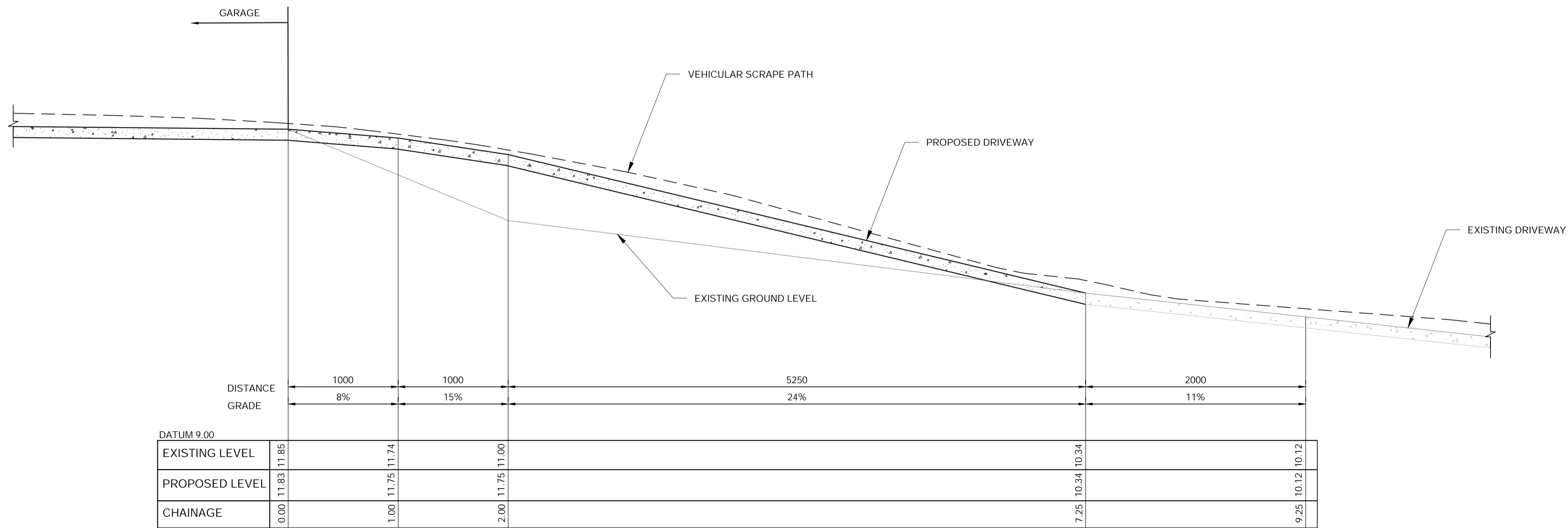
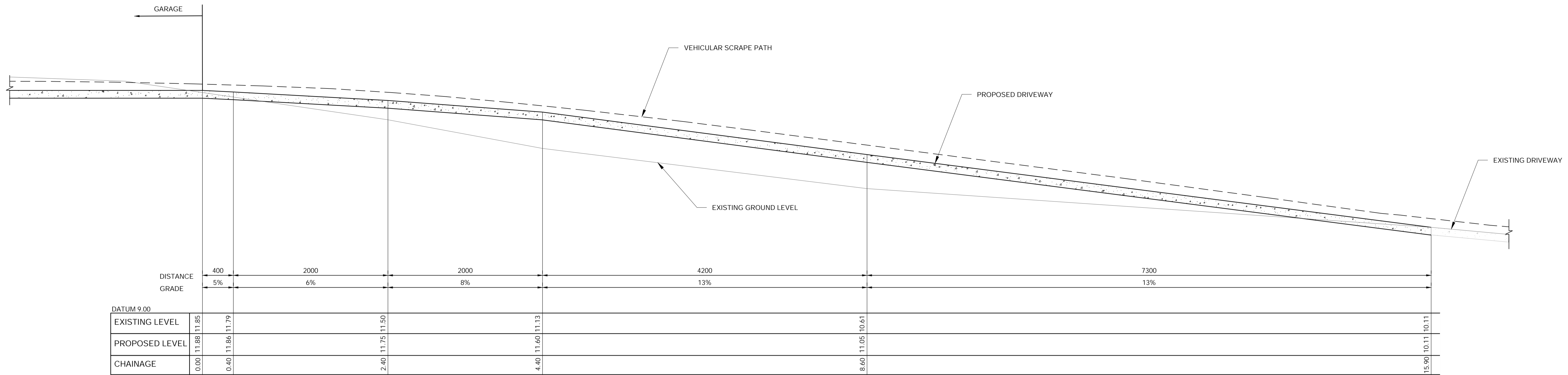
Project  
**ALTERATIONS AND ADDITIONS  
9 CAREEL BAY CRESCENT  
AVALON BEACH**

Title  
**DRIVEWAY CROSSOVER ACCESS LAYOUT**


**DO NOT SCALE: USE FIGURED DIMENSIONS**

The presence of this signature signifies that this is the certified drawing issued for construction.	Designed <b>NVH</b>	Drawn <b>NVH</b>
	Job No. <b>2024H0040</b>	Scale at A1 <b>1:50</b>
Date <b>MAY 2024</b>	Drawing No. <b>C 1.2</b>	Revision <b>P1</b>

**NOT FOR CONSTRUCTION**



P1	PRELIMINARY	NVH	ES	1.05.2024
Rev.	Issue / Amendment	By	App.	Date



partridge.com.au  
partridge@partridge.com.au  
Partridge Hydraulic Pty Ltd  
ABN 71 124 297 883

Copyright: The design and details shown on this drawing are specific to this project only and may not be reproduced in whole or in part or be used for any other project or purpose without the written consent of Partridge Structural Pty Ltd.

Client  
KEVIN & ALISON HAYES

Architect  
STUDIO P

TEL

Project  
ALTERATIONS AND ADDITIONS  
9 CAREEL BAY CRESCENT  
AVALON BEACH

Title  
DRIVEWAY CROSSOVER  
LONGITUDINAL SECTIONS

DO NOT SCALE: USE FIGURED DIMENSIONS

The presence of this signature signifies that this is the certified drawing issued for construction.

Designed NVH	Drawn ..
Job No. 2024H0040	Scale at A1 1:25

Date MAY 2024	Drawing No. C 1.3	Revision P1
------------------	----------------------	----------------

NOT FOR CONSTRUCTION