

BASIX[®]Report

Building Sustainability Index www.basix.nsw.gov.au

| Project summary | | |
|---------------------------|--|-------------|
| Project name | 10 kookaburra close bayview secondary dwelling | |
| Street address | 10 KOOKABURRA Close BAYVIEW 2104 | |
| Local Government Area | Northern Beaches Council | |
| Plan type and plan number | Deposited Plan DP204996 | |
| Lot no. | 39 | |
| Section no. | - | |
| Project type | dwelling house (attached) - secondary dwelling | |
| No. of bedrooms | 3 | |
| Project score | | |
| Water | 40 | Target 40 |
| Thermal Performance | Pass | Target Pass |
| Energy | 75 | Target 68 |
| Materials | -1 | Target n/a |

Description of project

Project address

| | |
|---------------------------|--|
| Project name | 10 kookaburra close bayview secondary dwelling |
| Street address | 10 KOOKABURRA Close BAYVIEW 2104 |
| Local Government Area | Northern Beaches Council |
| Plan type and plan number | Deposited Plan DP204996 |
| Lot no. | 39 |
| Section no. | - |

Project type

| | |
|-----------------|--|
| Project type | dwelling house (attached) - secondary dwelling |
| No. of bedrooms | 3 |

Site details

| | |
|--|------|
| Site area (m ²) | 791 |
| Roof area (m ²) | 241 |
| Conditioned floor area (m ²) | 95.3 |
| Unconditioned floor area (m ²) | 3.3 |
| Total area of garden and lawn (m ²) | 200 |
| Roof area of the existing dwelling (m ²) | 430 |
| Number of bedrooms in the existing dwelling | 3 |

Assessor details and thermal loads

| | |
|--|-------|
| Assessor number | 10056 |
| Certificate number | draft |
| Climate zone | 56 |
| Area adjusted cooling load (MJ/m ² .year) | 15 |
| Area adjusted heating load (MJ/m ² .year) | 14 |

Project score

| | | |
|---------------------|------|-------------|
| Water | 40 | Target 40 |
| Thermal Performance | Pass | Target Pass |
| Energy | 75 | Target 68 |
| Materials | -1 | Target n/a |

Schedule of BASIX commitments

The commitments set out below regulate how the proposed development is to be carried out. It is a condition of any development consent granted, or complying development certificate issued, for the proposed development, that BASIX commitments be complied with.

| Water Commitments | Show on DA plans | Show on CC/CDC plans & specs | Certifier check |
|--|------------------|------------------------------|-----------------|
| Fixtures | | | |
| The applicant must install showerheads with a minimum rating of 4 star (> 4.5 but <= 6 L/min plus spray force and/or coverage tests) in all showers in the development. | | ✓ | ✓ |
| The applicant must install a toilet flushing system with a minimum rating of 3 star in each toilet in the development. | | ✓ | ✓ |
| The applicant must install taps with a minimum rating of 3 star in the kitchen in the development. | | ✓ | |
| The applicant must install basin taps with a minimum rating of 3 star in each bathroom in the development. | | ✓ | |
| Alternative water | | | |
| Rainwater tank | | | |
| The applicant must install a rainwater tank of at least 5000 litres on the site. This rainwater tank must meet, and be installed in accordance with, the requirements of all applicable regulatory authorities. | ✓ | ✓ | ✓ |
| The applicant must configure the rainwater tank to collect rain runoff from at least 240 square metres of the roof area of the development (excluding the area of the roof which drains to any stormwater tank or private dam). | | ✓ | ✓ |
| The applicant must connect the rainwater tank to: <ul style="list-style-type: none"> at least one outdoor tap in the development (Note: NSW Health does not recommend that rainwater be used for human consumption in areas with potable water supply.) | | ✓ | ✓ |

| Thermal Performance and Materials commitments | Show on DA plans | Show on CC/CDC plans & specs | Certifier check |
|--|------------------|------------------------------|-----------------|
| Simulation Method | | | |
| Assessor details and thermal loads | | | |
| The applicant must attach the certificate referred to under "Assessor Details" on the front page of this BASIX certificate (the "Assessor Certificate") to the development application and construction certificate application for the proposed development (or, if the applicant is applying for a complying development certificate for the proposed development, to that application). The applicant must also attach the Assessor Certificate to the application for an occupation certificate for the proposed development. | | | |
| The Assessor Certificate must have been issued by an Accredited Assessor in accordance with the Thermal Comfort Protocol. | | | |
| The details of the proposed development on the Assessor Certificate must be consistent with the details shown in this BASIX certificate, including the Cooling and Heating loads shown on the front page of this certificate and the "Construction" and "Glazing" tables below. | | | |
| The applicant must show on the plans accompanying the development application for the proposed development, all matters which the Assessor Certificate requires to be shown on those plans. Those plans must bear a stamp of endorsement from the Accredited Assessor to certify that this is the case. The applicant must show on the plans accompanying the application for a construction certificate (or complying development certificate, if applicable), all thermal performance specifications set out in the Assessor Certificate, and all aspects of the proposed development which were used to calculate those specifications. | ✓ | ✓ | ✓ |
| The applicant must construct the development in accordance with all thermal performance specifications set out in the Assessor Certificate, and in accordance with those aspects of the development application or application for a complying development certificate which were used to calculate those specifications. | | ✓ | ✓ |
| The applicant must show on the plans accompanying the development application for the proposed development, the locations of ceiling fans set out in the Assessor Certificate. The applicant must show on the plans accompanying the application for a construction certificate (or complying development certificate, if applicable), the locations of ceiling fans set out in the Assessor Certificate. | ✓ | ✓ | ✓ |

| Thermal Performance and Materials commitments | Show on DA plans | Show on CC/CDC plans & specs | Certifier check |
|---|------------------|------------------------------|-----------------|
| Construction | | | |
| The applicant must construct the floors, walls, roofs, ceilings and glazing of the dwelling in accordance with the specifications listed in the tables below. | ✔ | ✔ | ✔ |
| The applicant must show through receipts that the materials purchased for construction are consistent with the specifications listed in the tables below. | | | ✔ |

| Construction | Area - m ² | Insulation |
|---|-----------------------|--|
| floor - concrete slab on ground, conventional slab. | 98.6 | none |
| external wall: brick veneer; frame: timber - H2 treated softwood. | all external walls | fibreglass batts or roll+ foil/sarking |
| internal wall: plasterboard; frame: timber - H2 treated softwood. | 66.8 | none |
| ceiling and roof - flat ceiling / flat roof, framed - metal roof, timber - H2 treated softwood. | 241 | ceiling: none; roof: none. |

| Thermal Performance and Materials commitments | Show on DA plans | Show on CC/CDC plans & specs | Certifier check |
|--|------------------|------------------------------|-----------------|
| Glazing | | | |
| The applicant must install windows, glazed doors and skylights as described in the table below, in accordance with the specifications listed in the table. | ✓ | ✓ | ✓ |

| Frames | Maximum area - m2 |
|-----------|-------------------|
| aluminium | 27.1 |
| timber | 0 |
| uPVC | 0 |
| steel | 0 |
| composite | 0 |


| Glazing | Maximum area - m2 |
|---------|-------------------|
| single | 27.1 |
| double | 0 |
| triple | 0 |


| Energy Commitments | Show on DA plans | Show on CC/CDC plans & specs | Certifier check |
|---|------------------|--|--|
| Hot water | | | |
| The applicant must install the following hot water system in the development, or a system with a higher energy rating: electric boosted solar with a performance of 26 to 30 STCs or better. | ✓ | ✓ | ✓ |
| Cooling system | | | |
| The living areas must not incorporate any cooling system, or any ducting which is designed to accommodate a cooling system. | | ✓ | ✓ |
| The bedrooms must not incorporate any cooling system, or any ducting which is designed to accommodate a cooling system. | | ✓ | ✓ |
| Heating system | | | |
| The living areas must not incorporate any heating system, or any ducting which is designed to accommodate a heating system. | | ✓ | ✓ |
| The bedrooms must not incorporate any heating system, or any ducting which is designed to accommodate a heating system. | | ✓ | ✓ |
| Ventilation | | | |
| <p>The applicant must install the following exhaust systems in the development:</p> <p>At least 1 Bathroom: individual fan, ducted to façade or roof; Operation control: manual switch on/off</p> <p>Kitchen: individual fan, ducted to façade or roof; Operation control: manual switch on/off</p> <p>Laundry: individual fan, ducted to façade or roof; Operation control: manual switch on/off</p> | | <p style="text-align: center;">✓</p> <p style="text-align: center;">✓</p> <p style="text-align: center;">✓</p> | <p style="text-align: center;">✓</p> <p style="text-align: center;">✓</p> <p style="text-align: center;">✓</p> |
| Artificial lighting | | | |
| The applicant must ensure that a minimum of 80% of light fixtures are fitted with fluorescent, compact fluorescent, or light-emitting-diode (LED) lamps. | | ✓ | ✓ |
| Natural lighting | | | |
| The applicant must install a window and/or skylight in the kitchen of the dwelling for natural lighting. | ✓ | ✓ | ✓ |


| Energy Commitments | Show on DA plans | Show on CC/CDC plans & specs | Certifier check |
|---|------------------|------------------------------|-----------------|
| Other | | | |
| The applicant must install an induction cooktop & electric oven in the kitchen of the dwelling. | | ✔ | |
| The applicant must install a fixed outdoor clothes drying line as part of the development. | | ✔ | |

Legend

In these commitments, "applicant" means the person carrying out the development.

Commitments identified with a  in the "Show on DA plans" column must be shown on the plans accompanying the development application for the proposed development (if a development application is to be lodged for the proposed development).

Commitments identified with a  in the "Show on CC/CDC plans and specs" column must be shown in the plans and specifications accompanying the application for a construction certificate / complying development certificate for the proposed development.

Commitments identified with a  in the "Certifier check" column must be certified by a certifying authority as having been fulfilled, before a final occupation certificate (either interim or final) for the development may be issued.