

Principal Author: Michael Moutrie	Issue.	Revision	Date
	-	Original for DA	05-12-2023
	A	Revised Design	21-03-2024



# report

## **Statement of Compliance Access for People with a Disability**

### **Proposed Residential Development**

**116-120 West Frenchs Forest Rd & 11 Gladys Ave  
Frenchs Forest**

#### **Accessible Building Solutions**

**124 Upper Washington Drive  
Bonnet Bay NSW 2226**

P (Michael) 0450 334 995  
P (Admin) 0415 255 163  
E [michael@absaccess.com.au](mailto:michael@absaccess.com.au)

# Report

**Report Type:** Statement of Compliance - BCA Access Provisions  
**Development:** 116-120 West Frenchs Forest Rd & 11 Gladys Ave Frenchs Forest

## Introduction:

This report has been prepared to accompany a Development Application and has been based on the following drawings prepared by Brewster Murray:

A 101	Basement Plan
A 102	Mezzanine Plan
A 103	Lower Ground Floor Plan
A 104	Ground Floor Plan
A 105	Level 1 Plan
A 106	Levels 2-3 Plan
A 107	Level 4 Plan
A 108	Level 5 Plan
A 109	Level 6 Plan
A 110	Roof Plan
A 531-535	Adaptable Unit Plans

## Limitations and Copyright information:

This report is not to be used for any other purpose than its original intention. The assessment is based on the provided drawings and compliance relies upon the implementation of all the recommendations listed in this report and the works constructed in accordance with AS1428.1-2009 and other latest, relevant standards and regulations applicable at the time of construction.

Assessment is based on the classification/use of the building. If the Class of the building changes to any other building Class, this access report will have to be updated accordingly.

This report and the drawings in this report are a copyright of Accessible Building Solutions and can only be used for the purposes of this particular project and can only be modified by Accessible Building Solutions. This document may also contain Standards Australia Ltd copyrighted material which may not be reproduced.

This report does not assess compliance matters related to WHS, Structural design, Services design, Parts of DDA other than those related to APS or Parts of BCA or Parts of Australian Standards other than those directly referenced in this report.

ABS gives no warranty or guarantee that this report is correct or complete and will not be liable for any loss arising from the use of this report. We are not to be held responsible if LHA comes to a different conclusion about compliance with the Livable Housing Guidelines. At this point of time only LHA is able to confirm whether a project has met all the requirements needed to be awarded a particular Quality Mark.

A report issued for DA (development application) is not suitable for use for CC (construction certificate application).

## **Assessment:**

### Assessment Criteria DA

This assessment has been undertaken to the extent necessary to issue development consent under the Environmental Planning and Assessment Act. Generally, assessment has been in regard to the capability of the proposal to achieve compliance where there is insufficient information to fully assess if compliance has been achieved. The project documentation should incorporate the requirements as listed in this report to ensure compliance.

Note: At design/drawing stage there is not enough information provided to ensure full compliance as a lot of access requirements depend on fittings and finishes. In this report “complies” means that, based on the drawings reviewed, the design is capable of compliance provided that dimensions, fittings and finishes are completed to the relevant standard.

Compliance is required with the following:

- The Access provisions of the BCA 2022
- The Access To Premises Standard
- AS1428 suite of Standards
- AS2890.6 for car parking
- AS1735.12 for lifts
- AS4299 Adaptable Housing
- SEPP 65 – Part 4Q
- Council’s DCP relating to Access for People with a Disability

### Assessment

The building work comprises of residential units over basement carparking

Under the BCA the building is classified as follows,

- Class 2 (building containing more than 2 SOUs i.e. sole-occupancy units)
- Class 7a (car park)

The following tables assess compliance with the relevant parts of the BCA and Standards  
BCA Assessment

BCA Part D4 Access for People with a Disability  
**BCA D4D2 Requirements for Access for people with a disability**  
 SOU refers to Sole Occupancy Unit

<i>Requirement</i>	<b>Class 2</b> <ul style="list-style-type: none"> <li>From a required accessible pedestrian entrance to at least 1 floor with SOUs and to the entry of doors of each SOU on that level.</li> <li>To and within 1 of each type of room or space in common use.</li> <li>Where floor or part of a floor is accessed by an AS1428.1 ramp or lift, all SOUs on that level to the entry door and to and within all common use areas on that level.</li> </ul>
<i>Compliance</i>	Complies.
<i>Comments</i>	Access has been provided from the main pedestrian entry to the entry doors of all SOUs on all levels by means of a lift. Access has been provided to communal open space on Ground Level. Details to be verified at CC stage of works.
<i>Requirement</i>	<b>Class 7a</b> To and within any level containing accessible carparking spaces.
<i>Compliance</i>	Complies.
<i>Comments</i>	Access has been provided to the basement level containing the accessible car parking spaces by means of a lift. Details to be verified at CC stage of works.
<i>Requirement</i>	<b>In areas required to be accessible, the following is to be provided:</b> <ul style="list-style-type: none"> <li>Width of accessways shall be min 1M clear, and to be increased for door circulation, turning areas and passing areas as required by AS 1428.1</li> <li>Doors shall provide a clear opening of 850mm with a step free threshold and the required circulation spaces, hardware and luminance contrast as required by AS 1428.1</li> <li>The separation of doors in airlocks shall comply with AS 1428.1</li> <li>Door mats, floor grates and the abutment of different finishes shall comply with BCA and AS 1428.1</li> <li>In accessible sole occupancy units, the light switches shall be 30x30mm min size at a height to match the door handles. GPOs shall be located between 600 and 1100mm above the floor and 500mm from an internal corner.</li> </ul>
<i>Compliance</i>	Capable of compliance.
<i>Comments</i>	All of the above listed requirements are achievable and to be assessed for compliance at verified at CC stage of works.

<i>Requirement</i>	<b>BCA Part D4D3 Access to buildings</b>
	<b>Accessway is required from;</b> <ul style="list-style-type: none"> <li>• Main pedestrian entry at the site boundary for new buildings</li> <li>• Main pedestrian entry door for existing buildings</li> <li>• Any other accessible building connected by a pedestrian link</li> <li>• Accessible car parking spaces</li> </ul>
<i>Compliance</i>	Complies.
<i>Comments</i>	Access has been provided from the main pedestrian entry at the site boundary by means of a pathway / ramp.  Access has been provided from accessible car parking spaces by means of a lift. Details to be verified at CC stage of works.
<i>Requirement</i>	<b>Accessway is required through:</b> <ul style="list-style-type: none"> <li>• Main entry and</li> <li>• Not less than 50% of all pedestrian entrances and in building with floor area over 500m<sup>2</sup>, non-accessible entry and accessible entry to be not more than 50M apart.</li> </ul>
<i>Compliance</i>	Capable of compliance.
<i>Comments</i>	The development has only 1 main entry which has been designed to be accessible. Details to be verified at CC stage of works.
<i>Requirement</i>	Where <b>Accessible pedestrian entry</b> has multiple doorways <ul style="list-style-type: none"> <li>• At least 1 to be accessible if 3 provided</li> <li>• At least 50% to be accessible, if more than 3 provided</li> </ul> Where doorway has multiple leaves, at least 1 leaf is to have clear opening of 850mm (excluding automatic doors).
<i>Compliance</i>	Capable of compliance.
<i>Comments</i>	Where multiple leaf doorways have been used, at least 1 operable leaf is required to provide a clear opening of 850mm with the door circulations spaces as per AS1428.1. Where single hinged doors have been used, the door leaf is required to provide a clear opening of 850mm with the door circulations spaces as per AS1428.1.  This is achievable and the door selections are to be verified at CC stage of works.
<i>Requirement</i>	<b>BCA Part D4D4 Parts of buildings required to be accessible</b>
<i>Compliance</i>	Every <b>Ramp</b> (excluding fire-isolated ramp) to be compliant with AS1428.1 and slip resistance of ramp and landings compliant with BCA Table D3D15
<i>Comments</i>	Capable of compliance.  Detailed features of the ramp will be assessed with the requirements of AS1428.1 at the CC stage of works.
<i>Requirement</i>	Every <b>Walkway</b> to be compliant with AS1428.1
<i>Compliance</i>	Capable of compliance.
<i>Comments</i>	Detailed features of the walkways will be assessed with the requirements of AS1428.1 at the CC stage of works.  Note: all walkways shall have a barrier or continue for a further 600mm in a different material on each side of the walkway.

<i>Requirement</i>	<b>Step / Kerb ramp</b> if provided is to be compliant with AS1428.1 and Slip resistance of ramp and landings compliant with BCA Table D3D15
<i>Compliance</i>	N/A
<i>Comments</i>	No step / kerb ramps have been identified in the development.
<i>Requirement</i>	Every <b>Stairway</b> (excluding fire-isolated stairway) is to be compliant with AS1428.1 and slip resistance of treads, landings and nosing strips compliant with BCA Table D3D15
<i>Compliance</i>	Capable of compliance.
<i>Comments</i>	Where non-fire-isolated stairways have been provided, the features of the stairway will be assessed with the requirements of AS1428.1 at the CC stage of works.
<i>Requirement</i>	Every <b>Fire-isolated Stairway</b> is to be compliant with the relevant sections of AS1428.1 & slip resistance of treads, landings and nosing strips compliant with BCA Table D3D15
<i>Compliance</i>	Capable of compliance.
<i>Comments</i>	Where fire-isolated stairways have been provided, the features of the stairway will be assessed with the relevant requirements of AS1428.1 at the CC stage of works.
<i>Requirement</i>	<b>Passing spaces requirement</b> It is a requirement to provide passing spaces in accessways complying with AS1428.1 at maximum 20 M intervals, where a direct line of sight is not available. Space required is width of 1800mmx2800mm (in the direction of travel). Chamfer of 400x400mm is permitted at corners.
<i>Compliance</i>	N/A
<i>Comments</i>	There are no accessways over 20 M lengths in the development where a direct line of sight is not available.
<i>Requirement</i>	<b>Turning spaces requirement</b> It is a requirement to provide turning spaces in accessways complying with AS1428.1 within 2M of the end of accessways where it is not possible to continue travelling and at every 20M intervals. Space required is width of 1540mm x 2070mm (in the direction of travel).
<i>Compliance</i>	Complies.
<i>Comments</i>	Adequate turning spaces have been provided. Details to be verified at CC stage of works.
<i>Requirement</i>	<b>Carpet specifications</b> Carpet if used in areas required to be accessible are to be provided with pile height or thickness not more than 11mm and carpet backing not more than 4mm bringing the total height to a maximum of 15mm.
<i>Compliance</i>	Capable of compliance
<i>Comments</i>	Only applies to carpets provided in the common use areas and commercial use areas.  Carpet selections generally take place at CC stage of works. Selection of carpets as specified above will lead to compliance and these selection details are to be verified at CC stage of works.

<i>Requirement</i>	<b>BCA Part D4D5 Exemptions</b>
	<b>Access is not required to be provided in the following areas :</b> <ul style="list-style-type: none"> <li>• where access would be inappropriate because of the use of the area</li> <li>• where area would pose a health and safety risk</li> <li>• any path which exclusively provides access to an exempted area</li> </ul>
	<i>Compliance</i> For information only.
<i>Comments</i>	Areas such as lift machine rooms, fire services room, and mechanical rooms in the development are exempted from providing access under this clause due to WHS concerns.  Where a care taker is provided in the development, the toilet provided exclusively for use by the caretaker can be excluded from providing access based on the provisions in this clause.
<i>Requirement</i>	<b>BCA Part D4D6 Accessible Carparking</b>
	<b>Parking Service</b> Accessible carparking space need not be provided when a parking service is provided and direct access to any of the carparking spaces is not available to the public.
	<i>Compliance</i> N/A
<i>Comments</i>	
<i>Requirement</i>	<b>Accessible car parking spaces shall have pavement marking in accordance with AS 2890.6.</b>
<i>Compliance</i>	Complies.
<i>Comments</i>	Note: the pavement marking shall have the appropriate slip resistance for the location.
<i>Requirement</i>	<b>In situations where not more than 5 carparking spaces have been provided</b> The car parking space need not be designated, so as to restrict the use of the carparking space only for people with a disability.
	<i>Compliance</i> N/A
	<i>Comments</i>
<i>Requirement</i>	<b>Class 2</b> There are no carparking requirements for a Class 2 under the BCA. If adaptable housing has been mandated by the Council, carparking spaces will be required under the requirements of AS4299- Adaptable housing
<i>Compliance</i>	N/A
<i>Comments</i>	The parking for the adaptable units is assessed later in this report.
<i>Requirement</i>	<b>BCA Part D4D7 Signage</b>
	Braille and Tactile signage is required to identify Accessible & Ambulant Sanitary facilities, Fire Exits, areas with Hearing Augmentation and the location of Accessible entrances and toilets
	<i>Compliance</i> Capable of compliance.
<i>Comments</i>	

<i>Requirement</i>	<p><b>BCA Part D4D9 Tactile indicators (TGSIs)</b></p> <p>TGSIs are required when approaching;</p> <ul style="list-style-type: none"> <li>- Stairways other than fire-isolated stairways and stairways within a SOU of a Class 2 building or a non-accessible SOU of a Class 3 building</li> <li>- Escalators / passenger conveyor / moving walk</li> <li>- Ramp (other than fire-isolated ramps / kerb or step or swimming pool ramps)</li> <li>- Under an overhead obstruction of &lt;2M if no barrier is provided</li> <li>- When accessway meets a vehicular way adjacent to a pedestrian entry (if no kerb / kerb ramp provided at the location)</li> </ul> <p>Compliance is required with AS1428.4.1 including Luminance contrast and slip resistance requirements for all TGSIs.</p> <p>TGSIs are not required in areas not required to be accessible</p>
<i>Compliance</i>	Capable of compliance.
<i>Comments</i>	<p>In the proposal, TGSIs are required in the following locations:</p> <ul style="list-style-type: none"> <li>• At <u>top and bottom landings</u> of stairways and 1:14 ramps, <u>600-800mm</u> depth or min 12 discrete cones are required at 300+/-10mm from edge of hazard</li> <li>• At <u>mid landings</u> of stairway and 1:14 ramp, <u>300-400mm</u> depth or min 6 discrete cones are required <u>only where handrails are not continuous</u> or landing is more than 3M</li> <li>• Where accessway meets a vehicular way, 600-800mm depth or min 12 discrete cones are required at 300+/-10mm from edge of hazard.</li> <li>• Under the stairway to warn of overhead obstruction, 600-800mm depth or min 12 discrete cones are required at 300+/-10mm from edge of hazard</li> </ul> <p>Details to be verified at CC stage of works.</p>
<i>Requirement</i>	<p><b>BCA Part D4D12 Limitations on Ramps</b></p> <ul style="list-style-type: none"> <li>• A series of connecting ramps cannot have a vertical height of 3.6M</li> <li>• A landing for a step ramp cannot overlap a landing for another ramp</li> </ul>
<i>Compliance</i>	Complies
<i>Comments</i>	<p>The series of connecting ramps do not exceed a vertical height of 3.6M</p> <p>Details to be verified at CC stage of works.</p>
<i>Requirement</i>	<p><b>BCA Part D4D13 Glazing on Accessways</b></p> <p><b>Glazing requirements-</b> Where there is no chair rail, handrail or transom, all frameless or fully glazed doors, sidelights and any glazing capable of being mistaken for a doorway or opening are required to have a glazing strip as per requirements of AS1428.1</p>
<i>Compliance</i>	Capable of compliance
<i>Comments</i>	<p>Applies to full length glazing used in common use areas such as lift lobbies and common passageways.</p> <p>Glazing strip selections are to be verified at CC stage of works.</p>



BCA Part F Accessible Sanitary Facilities  
**BCA F4D5 Accessible sanitary facilities**

<i>Requirement</i>	<b>Accessible unisex toilet</b> is to be provided in accessible part of building such that; <ul style="list-style-type: none"> <li>• It can be entered without crossing an area reserved for 1 sex only</li> <li>• Where male and female sanitary facilities are provided at different locations, Accessible unisex toilet is only required at one of the locations</li> <li>• Even distribution of LH and RH facilities</li> </ul> If no lift is required to be provided to a level, then accessible facility is not required on that level.
<i>Compliance</i>	N/A
<i>Comments</i>	No common use sanitary facilities have been proposed in the development. To be verified at CC stage of works.
<i>Requirement</i>	<b>Ambulant use male / female toilets</b> are to be provided if an additional toilet to the Accessible unisex toilet is provided.
<i>Compliance</i>	N/A.
<i>Comments</i>	No sanitary facilities in addition to the accessible toilet have been provided in the development.
<i>Requirement</i>	<b>BCA F4D6 Accessible unisex sanitary compartments</b> <b>Class 2</b>
	At least 1 when sanitary compartments are provided in common areas.
<i>Compliance</i>	N/A
<i>Comments</i>	No common use sanitary facilities have been proposed in the development.
<i>Requirement</i>	<b>BCA F4D7 Requirements for Accessible unisex showers as per AS1428.1-2009</b> <b>Class 2</b>
	At least 1 when showers are provided in common areas.
<i>Compliance</i>	N/A
<i>Comments</i>	No common use shower facilities have been proposed in the development.

## BCA E3D7 Lift Types & Limitations

Job No 223144 Page 10 of 16

## DCP Requirements

### Adaptable Housing

13 adaptable units are required by the Council's DCP. The units designated as adaptable are Units ALG01, A405, A406, A408, A505, A506, A508, A605, A606, A608, B401, B501 & B601.

At DA stage there is insufficient information to certify compliance with the Standard, however, in accordance with the table below, the units can comply with the spatial requirements of AS4299 for Adaptable Housing.

#### **AS 4299 Adaptable Housing Class C requirements**

<i>The Site</i>	<i>Requirement</i>	<b>An accessible path of travel from the street, letterboxes, car park and to common facilities is provided</b>
	<i>Compliance Comment</i>	Complies Details to be verified at CC stage of works.
<i>Carparking</i>	<i>Requirement</i>	<b>A car space 6m x 3.8m is provided</b>
	<i>Compliance Comment</i>	Complies The layout includes spaces based on AS2890.6 which is acceptable. Details to be verified at CC stage of works.
<i>Unit Entry</i>	<i>Requirement</i>	<b>The entry is accessible, covered, level, has a low threshold, permits wheelchair maneuverability and has an 850 clear door with lever handles</b>
	<i>Compliance Comment</i>	Capable of Compliance Details to be verified at CC stage of works.
<i>Interior - General</i>	<i>Requirement</i>	<b>Access to bathroom, kitchen, laundry and living areas is provided.</b>
	<i>Compliance Comment</i>	Complies Threshold ramps may be required in adapted state for wheelchair unless the floor of wet areas have been recessed. Details to be verified at CC stage of works.
	<i>Requirement</i>	<b>Doors are 820mm clear (870 leaf) with corridors a min. 1000mm wide with circulation space at doors as per AS1428.1</b>
	<i>Compliance Comment</i>	Capable of Compliance It is recommended that the door to adaptable bedroom and adaptable bathroom be 850mm clear opening. Details to be verified at CC stage of works.
<i>Living/ Dining Rms</i>	<i>Requirement</i>	<b>Provision for circulation space of min 2250 dia,</b>
	<i>Compliance Comment</i>	Complies Details to be verified at CC stage of works.
	<i>Requirement</i>	<b>Provision of, a telephone point adjacent to GPO and lighting which can achieve min 300 lux</b>
	<i>Compliance Comment</i>	Capable of Compliance Details to be verified at CC stage of works.

Kitchen	Requirement	<b>Floor surface to be non-slip with 1550 clear between benches and circulation space at door to comply with AS1428.1.</b>
	Compliance	Capable of Compliance
	Comment	Details to be verified at CC stage of works.
	Requirement	<b>Provision for work benches, appliances and other services including tap type and location, GPO locations in accordance with AS 4299.</b>
	Compliance	Capable of Compliance
	Comment	Details to be verified at CC stage of works.
Main Bedroom	Requirement	<b>Can accommodate a queen size bed, wardrobe and circulation to allow a 180deg turn at the foot of the bed or in front of the robe</b>
	Compliance	Complies
	Comment	Details to be verified at CC stage of works.
Bathroom	Requirement	<b>Provision to allow bathroom to be converted to complying with AS 1428.1. The floor is slip resistant and the shower recess is hobless and can provide a compliant shower area with provision for grabrails, mirror, GPO etc.</b>
	Compliance	Complies
	Comment	Details to be verified at CC stage of works.
Toilet	Requirement	<b>An accessible toilet or an enlarged toilet with an area 1250x900w in front of pan is provided which is capable of modification to comply with AS 1428.1. The floor is slip resistant and the wall is capable of installing grabrails.</b>
	Compliance	Complies
	Comment	Details to be verified at CC stage of works.
Laundry	Requirement	<b>Circulation at doors to comply with AS 1428.1 is provided, with adequate circulation in front of appliances (min 1550mm). Provision for washing machine and drier is available and an accessible path of travel to clothes line if provided.</b>
	Compliance	Complies
	Comment	Details to be verified at CC stage of works.
	Requirement	<b>Provide a double GPO and the floor is to be slip resistant.</b>
	Compliance	Capable of compliance
	Comment	Details to be verified at CC stage of works.
Door Hardware	Requirement	<b>Lever door handles are provided, located 900-1100mm above floor</b>
	Compliance	Capable of Compliance
	Comment	Details to be verified at CC stage of works.

## SEPP 65 – Part 4Q1

Compliance assessment with Objective 4Q1 that requires 20% of the units to incorporate the features of the **Livable Housing Guidelines Silver level**.

Total number of residential units in the development = 20% of 127 = 25.4 = **25** required Livable units.

Since **13** of the units (**ALG01, A405, A406, A408, A505, A506, A508, A605, A606, A608, B401, B501 & B601**) already comply with the Adaptable unit requirements, these units are also capable of satisfying the intent of Silver level of Livable Housing Guidelines as noted in the table below.

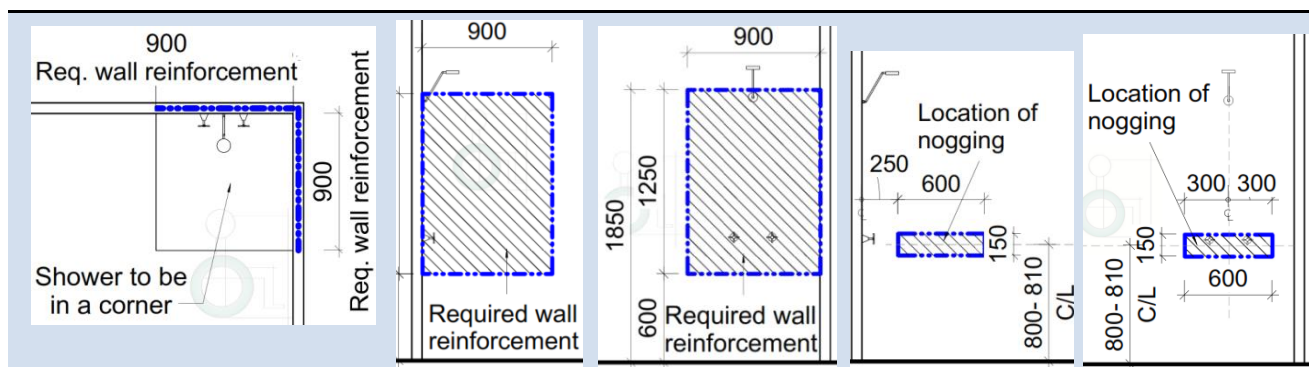
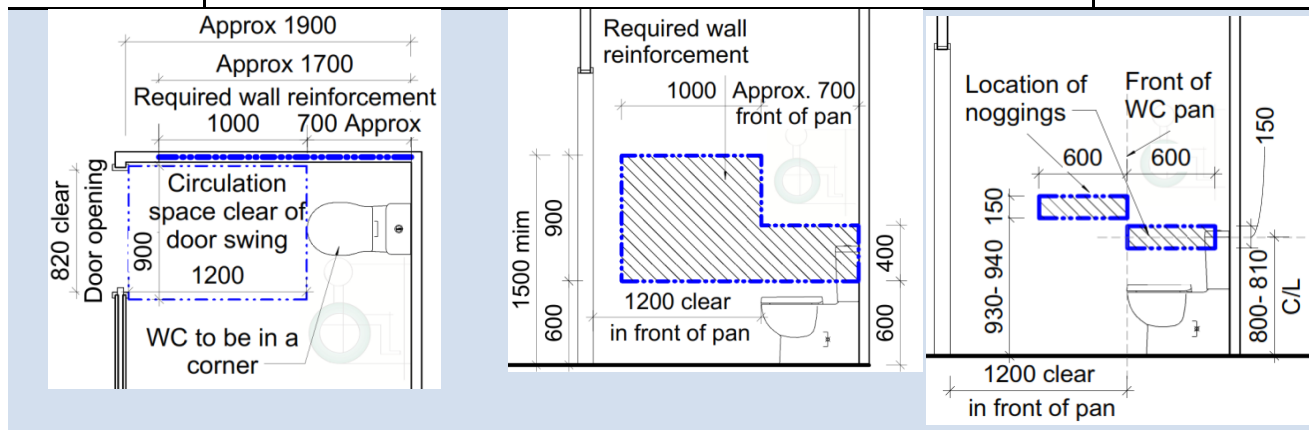
In addition to the adaptable units provided the following 13 units **AG09, A107, A109, A207, A209, A307, A309, A402, A502 & A602, C104, C204 & C304** are capable of providing compliance with the features of Silver level of Livable Housing Guidelines as noted in the table below.

By incorporating the requirements of the below Checklist in the Specifications of the project, the nominated Livable units can achieve full compliance with Livable Housing Guidelines- Silver Level

Note that in this case the adaptable units are also be counted as Livable / LHA Silver level unit in which case the below requirements apply in addition to the AS4299 requirements.

Design Element	Requirements (All dimensions noted are required to be clear of finishes as required under AS1428.1)	Compliance / Comments
<b>1</b> Dwelling Access	(a) Provide a safe and continuous 1M clear width pathway from front site boundary to an entry door to the dwelling.	Complies. Verify at CC
	(b) Path including any ramps and walkways to have no steps, even firm, slip-resistant surface, max 1:40 crossfall, max slope of 1:14 with landings of 1.2M every 9M and landings every 15M for 1:20 walkways. 1.2M clear width of ramps are required.	
	(c) Pathway may be provided via an associated car parking in which case the car parking space to be - 3200 (width) x5400 (length), - even, firm and slip resistant, level surface of 1:40 max grade and 1:33 max grade for bitumen	Complies. Verify at CC
	(d) Step ramp may be provided at an entrance doorway. The step ramp to be max 190mm height, max 1:10 grade, max 1900mm length.	N/A
<b>2</b> Dwelling entry	(e) Level landings of 1200mm are required exclusive of the swing of the door or gate and to be provided at the head and foot of the ramp.	N/A
	(e) Dwelling Entry should provide an entrance door with (i) min <b>clear</b> opening width of door to be 820mm (ii) Step free threshold of max 5mm with rounded or bevelled lip (iii) reasonable shelter from the weather	Capable of compliance. Verify at CC
	(f) Level landing of 1200x1200mm at step-free entrance door on the arrival / external side of the entrance door.	Complies Verify at CC
	(g) Max permissible threshold is less than 56mm where provided with a 1:8 grade threshold ramp.	N/A
	(h) Entrance to be connected to a pathway (specified under Element 1) Note: The entrance to incorporate waterproofing and termite management requirements as specified in the NCC	Complies
<b>3</b> Internal doors and corridors	(a) Doors to rooms on the entry level used for living, dining, bedroom, bathroom, kitchen, laundry and sanitary compartments to be (i) 820mm clear opening and (ii) provided with a level threshold of max 5mm between abutting surfaces with rounded or bevelled lip	Capable of compliance. Verify at CC
	(b) Internal corridors and passageways to doorway to be min 1M clear (measured from skirting to skirting)	Capable of compliance. Verify at CC

<b>4</b> <b>Toilet</b>	(a) Toilet to be provided on the ground or entry level that provides, <ul style="list-style-type: none"> <li>(i) Min 900mm between walls if located in separate room</li> <li>(ii) Min 1200mm clear space in forward of the WC pan exclusive of door swing.</li> <li>(iii) The toilet pan to be positioned in the corner of a room to enable handrails</li> </ul>	Complies. Verify at CC
<b>5</b> <b>Shower</b>	(a) One bathroom should feature a slip resistant, hobless shower recess. Shower screens are permitted provided they can be easily removed at a later date. (b) The shower recess should be located in the corner of the room to enable the installation of grabrails at a future date.	Capable of compliance. Verify at CC
	For hobless specification please see Australian Standard AS3740-3.6. Reinforcement guidelines for walls in bathrooms and toilets are found in element 6	
<b>6</b> <b>Reinforcement of bathroom &amp; toilet walls</b>	(a) Except for walls constructed of solid masonry or concrete, the walls around the shower, bath (if provided) and toilet should be reinforced to provide a fixing surface for the safe installation of grabrails.	Capable of compliance. Verify at CC
	(b), (c) and (d) the walls around toilet, bath and shower to be via: <ul style="list-style-type: none"> <li>(i) Noggins with a thickness of at least 25mm</li> <li>(ii) Sheeting with a thickness of at least 12mm</li> </ul> Refer to diagrams provided in the Livable Housing Guideline document.	Capable of compliance. Verify at CC



<b>7</b> <b>Internal Stairways</b>	Stairways in dwellings must feature: <ul style="list-style-type: none"> <li>(i) a continuous handrail on one side of the stairway where there is a rise of more than 1m</li> </ul>	N/A No internal stairway in units.
---------------------------------------	--	---------------------------------------

**Statement of Compliance**


On the basis of the above assessment, I am satisfied that the proposal can achieve compliance with the access provisions of the BCA and the Access to Premises Standard.  
SEPP 65 Part 4Q

**Michael Moutrie**

ACAA Accredited Access Consultant No 581



## Statement of experience

 <p>Michael Moutrie: 581</p>  	<p><b>Michael Moutrie Director, Accessible Building Solutions</b></p> <p>Qualifications:</p> <ul style="list-style-type: none"> <li>• ACAA Accredited Access Consultant No 581</li> <li>• Certificate IV in Access Consulting</li> <li>• Registered Assessor of Livable Housing Australia (License no 20265)</li> <li>• Registered Changing Places assessor ( No 021)</li> <li>• Completed SDA Assessor training</li> <li>• OH&amp;S Induction Training Certificate</li> </ul> <p>Michael is a member of Camden Council's Access Committee</p> <p>Michael started working in Access in 2015 and became a director of Accessible Building Solutions in 2018. Combining his background in fitness and travel, Michael has an interest in the application of accessibility to recreational activities and has been involved with the access award winning Wet'n' Wild Sydney, Jamberoo Action Park and numerous Leisure Centres.</p> <p>Michael is experienced in the following areas:</p> <ul style="list-style-type: none"> <li>• Building audits</li> <li>• Access Reports for DA &amp; CC</li> <li>• Livable Housing assessment</li> <li>• Changing Places assessment</li> <li>• Expert witness in the Land &amp; Environment Court of NSW</li> </ul> <p>Michael maintains a high level of continuing professional education and has published articles in the ACAA Insight magazine.</p>
 <p>Howard Moutrie: 177</p>  	<p><b>Howard Moutrie Consultant</b></p> <p>Qualifications:</p> <ul style="list-style-type: none"> <li>• B. Arch (Hons) Registered Architect ARB Reg. No 4550</li> <li>• ACAA Accredited Access Consultant Reg. No. 177</li> <li>• Registered Assessor of Livable Housing Australia (License no 10054)</li> <li>• Registered Changing Places assessor ( No 007)</li> </ul> <p>Howard has been or is a member of the following:</p> <p>Standards Australia ME/64 Committee (Access Standards)  Sutherland Council Design Review Panel &amp; Access Committee  City of Sydney Access Panel 2010  Building Professionals Board Access Advisory Panel  ACAA Management Committee</p> <p>Howard Moutrie is an experienced access consultant with over 15 years experience. Howard has contributed for over 10 years on the Standards Australia Committee ME/64, providing input into the AS 1428 suite of Standards and the Adaptable Housing Standard has acted as an expert witness in the Land &amp; Environment Court.</p> <p>Howard has presented at numerous seminars and training sessions including ACAA National Conference, ACAA State Network Seminars, RAIA Network Seminars, Building Designers Association Seminars.</p>