

BASIX[®]Certificate

Building Sustainability Index www.basix.nsw.gov.au

Single Dwelling

Certificate number: 710120S_04

This certificate confirms that the proposed development will meet the NSW government's requirements for sustainability, if it is built in accordance with the commitments set out below. Terms used in this certificate, or in the commitments, have the meaning given by the document entitled "BASIX Definitions" dated 06/10/2017 published by the Department. This document is available at www.basix.nsw.gov.au

This certificate is a revision of certificate number 710120S lodged with the consent authority or certifier on 04 April 2016 with application N0115/16.

It is the responsibility of the applicant to verify with the consent authority that the original, or any revised certificate, complies with the requirements of Schedule 1 Clause 2A, 4A or 6A of the Environmental Planning and Assessment Regulation 2000

Secretary

Date of issue: Monday, 13 November 2017

To be valid, this certificate must be lodged within 3 months of the date of issue.






Project summary		
Project name	0132 HANCOCK_04	
Street address	25 Kevin Avenue Avalon Beach 2107	
Local Government Area	Pittwater Council	
Plan type and plan number	deposited 12435	
Lot no.	10	
Section no.	-	
Project type	separate dwelling house	
No. of bedrooms	2	
Project score		
Water	✓ 40	Target 40
Thermal Comfort	✓ Pass	Target Pass
Energy	✓ 47	Target 40

Certificate Prepared by
Name / Company Name: arclab pty ltd
ABN (if applicable): 143472762

Description of project

Project address	
Project name	0132 HANCOCK_04
Street address	25 Kevin Avenue Avalon Beach 2107
Local Government Area	Pittwater Council
Plan type and plan number	Deposited Plan 12435
Lot no.	10
Section no.	-
Project type	
Project type	separate dwelling house
No. of bedrooms	2
Site details	
Site area (m ²)	500
Roof area (m ²)	90
Conditioned floor area (m ²)	60.0
Unconditioned floor area (m ²)	5.5
Total area of garden and lawn (m ²)	193

Assessor details and thermal loads		
Assessor number	n/a	
Certificate number	n/a	
Climate zone	n/a	
Area adjusted cooling load (MJ/m ² .year)	n/a	
Area adjusted heating load (MJ/m ² .year)	n/a	
Other		
none	n/a	
Project score		
Water	 40	Target 40
Thermal Comfort	 Pass	Target Pass
Energy	 47	Target 40

Schedule of BASIX commitments

The commitments set out below regulate how the proposed development is to be carried out. It is a condition of any development consent granted, or complying development certificate issued, for the proposed development, that BASIX commitments be complied with.

Water Commitments	Show on DA plans	Show on CC/CDC plans & specs	Certifier check
Landscape			
The applicant must plant indigenous or low water use species of vegetation throughout 50 square metres of the site.	✓	✓	
Fixtures			
The applicant must install showerheads with a minimum rating of 3 star (> 4.5 but <= 6 L/min) in all showers in the development.		✓	✓
The applicant must install a toilet flushing system with a minimum rating of 5 star in each toilet in the development.		✓	✓
The applicant must install taps with a minimum rating of 5 star in the kitchen in the development.		✓	
The applicant must install basin taps with a minimum rating of 5 star in each bathroom in the development.		✓	
Alternative water			
Rainwater tank			
The applicant must install a rainwater tank of at least 2500 litres on the site. This rainwater tank must meet, and be installed in accordance with, the requirements of all applicable regulatory authorities.	✓	✓	✓
The applicant must configure the rainwater tank to collect rain runoff from at least 78 square metres of the roof area of the development (excluding the area of the roof which drains to any stormwater tank or private dam).		✓	✓
The applicant must connect the rainwater tank to: <ul style="list-style-type: none"> all toilets in the development at least one outdoor tap in the development (Note: NSW Health does not recommend that rainwater be used for human consumption in areas with potable water supply.) 		✓ ✓	✓ ✓

Thermal Comfort CommitmentsShow on
DA plansShow on CC/CDC
plans & specsCertifier
check**Floor, walls and ceiling/roof**

The applicant must construct the floor(s), walls, and ceiling/roof of the dwelling in accordance with the specifications listed in the table below.



Construction	Additional insulation required (R-Value)	Other specifications
floor - suspended floor above open subfloor, framed	0.8 (or 1.5 including construction) (down)	site slope > 10% below floor
external wall - framed (weatherboard, fibre cement, metal clad)	1.50 (or 1.90 including construction)	
external wall - framed (weatherboard, fibre cement, metal clad)	1.50 (or 1.90 including construction)	
ceiling and roof - raked ceiling / pitched or skillion roof, framed	ceiling: 1.74 (up), roof: foil backed blanket (75mm)	framed; medium (solar absorptance 0.475-0.70)









Note Insulation specified in this Certificate must be installed in accordance with Part 3.12.1.1 of the Building Code of Australia.

Thermal Comfort Commitments	Show on DA plans	Show on CC/CDC plans & specs	Certifier check
Windows, glazed doors and skylights			
The applicant must install the windows, glazed doors and shading devices described in the table below, in accordance with the specifications listed in the table. Relevant overshadowing specifications must be satisfied for each window and glazed door.	✓	✓	✓
The dwelling may have 1 skylight (<0.7 square metres) and up to 2 windows/glazed doors (<0.7 square metres) which are not listed in the table.	✓	✓	✓
The following requirements must also be satisfied in relation to each window and glazed door: <ul style="list-style-type: none"> • Except where the glass is 'single clear' or 'single toned', each window and glazed door must have a U-value no greater than that listed and a Solar Heat Gain Coefficient (SHGC) +/-10% of that listed. Total system U-values and SHGC must be calculated in accordance with National Fenestration Rating Council (NFRC) conditions. • The leading edge of each eave, pergola, verandah, balcony or awning must be no more than 500 millimetres above the head of the window or glazed door, except that a projection greater than 500 mm and up to 1500 mm above the head must be twice the value in the table. • Pergolas with polycarbonate roof or similar translucent material must have a shading coefficient of less than 0.35. • Unless they have adjustable shading, pergolas must have fixed battens parallel to the window or glazed door above which they are situated, unless the pergola also shades a perpendicular window. The spacing between battens must not be more than 50 mm. • Pergolas with adjustable shading may have adjustable blades or removable shade cloth (not less than 80% shading ratio). Adjustable blades must overlap in plan view. • Overshadowing buildings/vegetation must be of the height and distance from the centre and the base of the window and glazed door, as specified in the 'overshadowing' column. 	✓	✓	✓
	✓	✓	✓
	✓	✓	✓
	✓	✓	✓
	✓	✓	✓
	✓	✓	✓
	✓	✓	✓

Window/glazed door no.	Orientation	Maximum area (square metres)	Type	Shading	Overshadowing
D1	NE	10.90	standard aluminium, double clear (U-value:5.34, SHGC:0.67)	pergola (adjustable shade) >2,000 mm	>4m high, 8-12 m away
D6	NW	4.80	standard aluminium, double clear (U-value:5.34, SHGC:0.67)	pergola (adjustable shade) >2,000 mm	>4m high, 8-12 m away
W1	NW	0.88	standard aluminium, single clear (or U-value:7.63, SHGC:0.75)	eave/verandah/pergola/balcony 450 mm	>4m high, 8-12 m away
W2	NW	0.88	standard aluminium, single clear (or U-value:7.63, SHGC:0.75)	eave/verandah/pergola/balcony 450 mm	>4m high, 8-12 m away

Window/glazed door no.	Orientation	Maximum area (square metres)	Type	Shading	Overshadowing
W3	NE	1.26	standard aluminium, single clear (or U-value:7.63, SHGC:0.75)	eave/verandah/pergola/balcony 450 mm	>4m high, 2-5 m away
W4	NE	1.26	standard aluminium, single clear (or U-value:7.63, SHGC:0.75)	eave/verandah/pergola/balcony 450 mm	>4m high, 8-12 m away
W5	SE	1.26	standard aluminium, single clear (or U-value:7.63, SHGC:0.75)	eave/verandah/pergola/balcony 450 mm	not overshadowed
W6	SE	1.26	standard aluminium, single clear (or U-value:7.63, SHGC:0.75)	eave/verandah/pergola/balcony 450 mm	not overshadowed
W7	SE	1.26	standard aluminium, single clear (or U-value:7.63, SHGC:0.75)	eave/verandah/pergola/balcony 450 mm	not overshadowed
W8	SE	1.26	standard aluminium, single clear (or U-value:7.63, SHGC:0.75)	eave/verandah/pergola/balcony 450 mm	not overshadowed
W9	NW	1.07	standard aluminium, double clear (U-value:5.34, SHGC:0.67)	eave/verandah/pergola/balcony 450 mm	not overshadowed

Energy Commitments	Show on DA plans	Show on CC/CDC plans & specs	Certifier check
Hot water			
The applicant must install the following hot water system in the development, or a system with a higher energy rating: gas instantaneous with a performance of 6 stars.	✓	✓	✓
Cooling system			
The applicant must install the following cooling system, or a system with a higher energy rating, in at least 1 living area: ceiling fans; Energy rating: n/a		✓	✓
The applicant must install the following cooling system, or a system with a higher energy rating, in at least 1 bedroom: ceiling fans; Energy rating: n/a		✓	✓
Heating system			
The applicant must install the following heating system, or a system with a higher energy rating, in at least 1 living area: 1-phase airconditioning; Energy rating: 4 Star (new rating)		✓	✓
The bedrooms must not incorporate any heating system, or any ducting which is designed to accommodate a heating system.		✓	✓
Ventilation			
<p>The applicant must install the following exhaust systems in the development:</p> <p>At least 1 Bathroom: individual fan, ducted to façade or roof; Operation control: interlocked to light</p> <p>Kitchen: individual fan, ducted to façade or roof; Operation control: interlocked to light</p> <p>Laundry: individual fan, ducted to façade or roof; Operation control: manual switch on/off</p>		<p>✓</p> <p>✓</p> <p>✓</p>	<p>✓</p> <p>✓</p> <p>✓</p>
Artificial lighting			
<p>The applicant must ensure that the "primary type of artificial lighting" is fluorescent or light emitting diode (LED) lighting in each of the following rooms, and where the word "dedicated" appears, the fittings for those lights must only be capable of accepting fluorescent or light emitting diode (LED) lamps:</p> <ul style="list-style-type: none"> • at least 2 of the bedrooms / study; dedicated • at least 1 of the living / dining rooms; dedicated • the kitchen; 		<p>✓</p> <p>✓</p> <p>✓</p>	<p>✓</p> <p>✓</p> <p>✓</p>

Energy Commitments	Show on DA plans	Show on CC/CDC plans & specs	Certifier check
<ul style="list-style-type: none"> • all bathrooms/toilets; • the laundry; • all hallways; 		  	  
Other			
The applicant must install a gas cooktop & electric oven in the kitchen of the dwelling.			
The applicant must install a fixed indoor or sheltered clothes drying line as part of the development.			

Legend

In these commitments, "applicant" means the person carrying out the development.

Commitments identified with a  in the "Show on DA plans" column must be shown on the plans accompanying the development application for the proposed development (if a development application is to be lodged for the proposed development).

Commitments identified with a  in the "Show on CC/CDC plans and specs" column must be shown in the plans and specifications accompanying the application for a construction certificate / complying development certificate for the proposed development.

Commitments identified with a  in the "Certifier check" column must be certified by a certifying authority as having been fulfilled, before a final occupation certificate (either interim or final) for the development may be issued.