



# **Waste Management Plan**

Development Application for

Proposed dwelling house,  
pool and landscaping

**14 Lentara Road, Bayview**

April 2024

## Applicant and Project Details

Complete this page and the relevant Sections that apply to your proposed development.

### Applicants' Details

Name: (must be the same as the DA form)	Cadence & Co Pty Ltd
Address: (must be the same as the DA form)	7/287 Mona Vale Rd, Terrey Hills, NSW 2084
Phone Number:	9450 1950
Email Address:	<a href="mailto:design.admin@cadenceandco.com.au">design.admin@cadenceandco.com.au</a>

### Property Details

Lot No:	49
Deposited Plan (DP) No: or Strata Plan (SP) No:	DP204996
Unit No:	
House No:	14
Street:	Lentara Road
Suburb:	Bayview
Postcode:	2104

### Project Details

Description of proposed development:	Proposed new 2 story dwelling with swimming pool and landscaping
Structures to be demolished:	Existing 2 story dwelling and existing pool

## Applicant Declaration

I declare that:

1. This plan has been completed in accordance with the Waste Management Guidelines
2. To the best of my knowledge, the details on this form are accurate and correct

I understand that:

1. All records demonstrating lawful disposal of waste will be retained and kept readily accessible for inspection by regulatory authorities such as Council, NSW Environment Protection Authority or WorkCover NSW.
2. A bond in accordance with Council's fees and charges may apply to this development and must be paid to Council prior to any works commencing.
3. The bond will only be refunded when Council is satisfied that all waste outlined in this plan has been managed as per the plan, and evidence such as photos, receipts and statutory declarations must be supplied where appropriate.

Signature of Applicant:



Date: 23<sup>rd</sup> April 2024

## Section 1 – Demolition



This section must be completed in accordance with 'Chapter 1 – Demolition' of the Waste Management Guidelines

MATERIALS ON SITE	DESTINATION <i>Evidence such as weighbridge docketts and invoices for waste disposal or recycling must be retained on site for inspection</i>					
	REUSE AND RECYCLING (MOST FAVOURABLE)			DISPOSAL (LEAST FAVOURABLE)		
Types of Waste Material	Estimated Volume (m <sup>3</sup> ) or Weight (t)	ONSITE RE-USE ✓ Specify how material will be reused on site	OFFSITE RECYCLING ✓ Recycling Outlet (RO) ✓ Waste Transport Contractor (WTC)		OFFSITE DISPOSAL ✓ Specify landfill site (LS) ✓ Specify Waste Transport Contractor (WTC)	
			WTC	RO	WTC	LS
Excavated Material	20m <sup>3</sup>	Back filling & landscape where possible	Bingo Skip Bins	Kimbriki RRC		
Garden Organics	4m <sup>3</sup>	Mulch on-site	Bingo Skip Bins	Kimbriki RRC		
Bricks	65m <sup>3</sup>	Re-use for re-filling, levelling on-site or road base	Bingo Skip Bins	Kimbriki RRC	OPTION NOT AVAILABLE: These materials must be re-used or separated on or off site and sent for recycling.	
Tiles	20m <sup>3</sup>		Bingo Skip Bins	Kimbriki RRC		
Concrete	150m <sup>3</sup>	Re-use for re-filling, levelling on-site or road base	Bingo Skip Bins	Kimbriki RRC		
Timber	11m <sup>3</sup>		Bingo Skip Bins	Kimbriki RRC		
Plasterboard	5m <sup>3</sup>	Recycle	Bingo Skip Bins	Kimbriki RRC		
Metals	3m <sup>3</sup>	Recycle	Bingo Skip Bins	Kimbriki RRC		
Asbestos						
Other waste (please specify)		Recycle	Bingo Skip Bins	Kimbriki RRC		
Estimated Total % Recovered						

Refer to the estimation tables in 'Chapter 1 – Demolition' of the Guidelines for assistance in completing this table.

The applicant must submit a Site Plan showing the structures to be demolished and storage areas for waste and construction materials (if the development also includes construction).

### WMP Checklist

Have you included the following:	Applicant Tick
A site plan showing: <ul style="list-style-type: none"> <li>• The structures to be demolished.</li> <li>• Storage areas for waste to be reused, recycled, or disposed of.</li> <li>• Materials storage (if the development also includes construction)</li> </ul>	
The table on the previous page, completed in accordance with 'Chapter 1 – Demolition' in the guidelines.	

## Section 2 – Construction



This section must be completed in accordance with ‘Chapter 2 – Construction’ of the Waste Management Guidelines

MATERIALS ON SITE	DESTINATION					
	REUSE AND RECYCLING (MOST FAVOURABLE)			DISPOSAL (LEAST FAVOURABLE)		
Types of Waste Material	ONSITE Volume ✓  (m <sup>3</sup> ) or  Weight (t)	RE-USE  Estimated  Specify how material will be reused on site	OFFSITE RECYCLING ✓ Specify recycling outlet (RO) ✓ Specify Waste Transport Contractor (WTC)		OFFSITE DISPOSAL ✓ Specify landfill site (LS) ✓ Specify Waste Transport Contractor (WTC)	
	* Please specify			WTC	RO	WTC
Excavated Material	550 m <sup>3</sup>	Landscaping cut and fill – refer cut & fill plan				Kimbriki RRC
Garden Organics	10m <sup>3</sup>	Mulch on-site	Bingo Skip Bins	Kimbriki RRC		
Bricks	3m <sup>3</sup>	Crushed/reused in landscaping/driveway			OPTION NOT AVAILABLE: These materials must be re-used or separated on or off site and sent for recycling.	
Tiles	1.5m <sup>3</sup>	As above				
Concrete	0.5m <sup>3</sup>	Re-use as filling				
Timber	2m <sup>3</sup>	Re-use as formwork & propping				
Plasterboard	1m <sup>3</sup>	Recycle	Bingo Skip Bins	Kimbriki RRC		
Metals*	0.5m <sup>3</sup>					
Asbestos	N/A					
Other waste*	2m <sup>3</sup>	Re-use where possible	Bingo Skip Bins	Kimbriki RRC		Kimbriki RRC
Estimated Total % Recovered	80%					

Refer to the estimation tables in ‘Chapter 2 – Construction’ of the Guidelines for assistance in completing this table.

The applicant must submit a Site Plan showing the structures to be demolished and storage areas for waste and construction materials (if the development also includes construction).

### WMP Checklist

Have you included the following:	Applicant Tick
A site plan showing: <ul style="list-style-type: none"> <li>• The structures to be demolished.</li> <li>• Potential storage areas for waste to be reused, recycled, or disposed of.</li> <li>• Materials storage</li> </ul>	
The table on the previous page, completed in accordance with 'Chapter 2 – Construction' in the guidelines.	

### Section 3 – On-going waste management for one or two dwellings

This section is to be completed in accordance with 'Chapter 3 – On-going waste management for one or two dwellings' of the Waste Management Guidelines.

Type of development: Single Residential Dwelling

Number of dwellings: 1

#### WMP Checklist

Do your architectural and landscape plans include the following:	Applicant Tick
Waste Storage Area design requirements (Chapter 3.2.)	✓
Waste Storage Area location requirements (Chapter 3.3.)	✓