

BASIX[®]Certificate

Building Sustainability Index www.basix.nsw.gov.au

Alterations and Additions

Certificate number: A429882_04

This certificate confirms that the proposed development will meet the NSW government's requirements for sustainability, if it is built in accordance with the commitments set out below. Terms used in this certificate, or in the commitments, have the meaning given by the document entitled "BASIX Definitions" dated 10/09/2020 published by the Department. This document is available at www.basix.nsw.gov.au

This certificate is a revision of certificate number A429882_02 lodged with the consent authority or certifier on 17 September 2021 with application DA2021/1683.

It is the responsibility of the applicant to verify with the consent authority that the original, or any revised certificate, complies with the requirements of Schedule 1 Clause 2A, 4A or 6A of the Environment Planning and Assessment Regulation 2000

Secretary

Date of issue: Monday, 13 November 2023

To be valid, this certificate must be lodged within 3 months of the date of issue.



Project address

Project name	Willis_02_04
Street address	49 QUINLAN OTHERS... - MANLY VALE 2093
Local Government Area	Northern Beaches Council
Plan type and number	Deposited Plan 752038
Lot number	2102
Section number	-

Project type

Dwelling type	Separate dwelling house
Type of alteration and addition	My renovation work is valued at \$50,000 or more, and does not include a pool (and/or spa).
N/A	N/A

Certificate Prepared by (please complete before submitting to Council or PCA)

Name / Company Name: RAPID PLANS PTY LTD

ABN (if applicable): 43150064592

Fixtures and systems	Show on DA Plans	Show on CC/CDC Plans & specs	Certifier Check
Hot water			
The applicant must install the following hot water system in the development: gas instantaneous.	✓	✓	✓
Lighting			
The applicant must ensure a minimum of 40% of new or altered light fixtures are fitted with fluorescent, compact fluorescent, or light-emitting-diode (LED) lamps.		✓	✓
Fixtures			
The applicant must ensure new or altered showerheads have a flow rate no greater than 9 litres per minute or a 3 star water rating.		✓	✓
The applicant must ensure new or altered toilets have a flow rate no greater than 4 litres per average flush or a minimum 3 star water rating.		✓	✓
The applicant must ensure new or altered taps have a flow rate no greater than 9 litres per minute or minimum 3 star water rating.		✓	

Construction			Show on DA Plans	Show on CC/CDC Plans & specs	Certifier Check
Insulation requirements					
The applicant must construct the new or altered construction (floor(s), walls, and ceilings/roofs) in accordance with the specifications listed in the table below, except that a) additional insulation is not required where the area of new construction is less than 2m2, b) insulation specified is not required for parts of altered construction where insulation already exists.			✓	✓	✓
Construction	Additional insulation required (R-value)	Other specifications			
suspended floor with enclosed subfloor: framed (R0.7).	R0.60 (down) (or R1.30 including construction)	N/A			
floor above existing dwelling or building.	nil	N/A			
external wall: framed (weatherboard, fibro, metal clad)	R1.30 (or R1.70 including construction)				
external wall: brick veneer	R1.16 (or R1.70 including construction)				
flat ceiling, pitched roof	ceiling: R1.45 (up), roof: foil backed blanket (75 mm)	medium (solar absorptance 0.475 - 0.70)			

Glazing requirements	Show on DA Plans	Show on CC/CDC Plans & specs	Certifier Check
Windows and glazed doors			
The applicant must install the windows, glazed doors and shading devices, in accordance with the specifications listed in the table below. Relevant overshadowing specifications must be satisfied for each window and glazed door.	✓	✓	✓
The following requirements must also be satisfied in relation to each window and glazed door:		✓	✓
Each window or glazed door with standard aluminium or timber frames and single clear or toned glass may either match the description, or, have a U-value and a Solar Heat Gain Coefficient (SHGC) no greater than that listed in the table below. Total system U-values and SHGCs must be calculated in accordance with National Fenestration Rating Council (NFRC) conditions.		✓	✓
Each window or glazed door with improved frames, or pyrolytic low-e glass, or clear/air gap/clear glazing, or toned/air gap/clear glazing must have a U-value and a Solar Heat Gain Coefficient (SHGC) no greater than that listed in the table below. Total system U-values and SHGCs must be calculated in accordance with National Fenestration Rating Council (NFRC) conditions. The description is provided for information only. Alternative systems with complying U-value and SHGC may be substituted.		✓	✓
For projections described in millimetres, the leading edge of each eave, pergola, verandah, balcony or awning must be no more than 500 mm above the head of the window or glazed door and no more than 2400 mm above the sill.	✓	✓	✓
For projections described as a ratio, the ratio of the projection from the wall to the height above the window or glazed door sill must be at least that shown in the table below.	✓	✓	✓
Pergolas with polycarbonate roof or similar translucent material must have a shading coefficient of less than 0.35.		✓	✓
Pergolas with fixed battens must have battens parallel to the window or glazed door above which they are situated, unless the pergola also shades a perpendicular window. The spacing between battens must not be more than 50 mm.		✓	✓

Glazing requirements							Show on DA Plans	Show on CC/CDC Plans & specs	Certifier Check
Windows and glazed doors glazing requirements									
Window/door number	Orientation	Area of glass including frame (m2)	Overshadowing height (m)	Overshadowing distance (m)	Shading device	Frame and glass type			
W1	NW	4.32	0	0	eave/ verandah/ pergola/balcony >=900 mm	improved aluminium, single clear, (U-value: 6.44, SHGC: 0.75)			
W2	NW	4.32	0	0	eave/ verandah/ pergola/balcony >=900 mm	improved aluminium, single clear, (U-value: 6.44, SHGC: 0.75)			
W5	SE	3.75	0	0	eave/ verandah/ pergola/balcony >=900 mm	improved aluminium, single clear, (U-value: 6.44, SHGC: 0.75)			
W6	NW	3.96	0	0	eave/ verandah/ pergola/balcony >=600 mm	improved aluminium, single pyrolytic low-e, (U- value: 4.48, SHGC: 0.46)			
W7	NW	3.24	0	0	eave/ verandah/ pergola/balcony >=600 mm	improved aluminium, single pyrolytic low-e, (U- value: 4.48, SHGC: 0.46)			

Glazing requirements							Show on DA Plans	Show on CC/CDC Plans & specs	Certifier Check
Window/door number	Orientation	Area of glass including frame (m2)	Overshadowing height (m)	Overshadowing distance (m)	Shading device	Frame and glass type			
W8	NW	2.88	0	0	eave/ verandah/ pergola/balcony >=600 mm	improved aluminium, single pyrolytic low-e, (U- value: 4.48, SHGC: 0.46)			
W9	SW	3.24	0	0	eave/ verandah/ pergola/balcony >=600 mm	improved aluminium, single pyrolytic low-e, (U- value: 4.48, SHGC: 0.46)			
W10	NE	1.62	0	0	eave/ verandah/ pergola/balcony >=600 mm	improved aluminium, single pyrolytic low-e, (U- value: 4.48, SHGC: 0.46)			
W11	SE	2.88	0	0	eave/ verandah/ pergola/balcony >=600 mm	improved aluminium, single clear, (U-value: 6.44, SHGC: 0.75)			
W12	SE	0.9	0	0	eave/ verandah/ pergola/balcony >=600 mm	improved aluminium, single clear, (U-value: 6.44, SHGC: 0.75)			


Glazing requirements							Show on DA Plans	Show on CC/CDC Plans & specs	Certifier Check
Windows and glazed doors glazing requirements									
Window/door number	Orientation	Area of glass including frame (m2)	Overshadowing height (m)	Overshadowing distance (m)	Shading device	Frame and glass type			
W13	SE	3.6	0	0	eave/ verandah/ pergola/balcony >=600 mm	improved aluminium, single clear, (U-value: 6.44, SHGC: 0.75)			
W14	SW	0.9	0	0	eave/ verandah/ pergola/balcony >=600 mm	improved aluminium, single clear, (U-value: 6.44, SHGC: 0.75)			
D1	NE	6.84	0	0	projection/ height above sill ratio >=0.43	improved aluminium, single clear, (U-value: 6.44, SHGC: 0.75)			
D2	N	8.82	0	0	projection/ height above sill ratio >=0.43	improved aluminium, single clear, (U-value: 6.44, SHGC: 0.75)			
D4	SE	7.2	0	0	projection/ height above sill ratio >=0.43	improved aluminium, single clear, (U-value: 6.44, SHGC: 0.75)			


Glazing requirements							Show on DA Plans	Show on CC/CDC Plans & specs	Certifier Check
Window/door number	Orientation	Area of glass including frame (m2)	Overshadowing height (m)	Overshadowing distance (m)	Shading device	Frame and glass type			
D5	SW	11.52	0	0	projection/ height above sill ratio ≥0.43	improved aluminium, single clear, (U-value: 6.44, SHGC: 0.75)			
D6	NW	6.84	0	0	projection/ height above sill ratio ≥0.43	improved aluminium, single clear, (U-value: 6.44, SHGC: 0.75)			
D3a	S	9.45	0	0	projection/ height above sill ratio ≥0.29	improved aluminium, single clear, (U-value: 6.44, SHGC: 0.75)			
W4	NE	0.54	0	0	eave/ verandah/ pergola/balcony ≥900 mm	standard aluminium, single clear, (or U-value: 7.63, SHGC: 0.75)			


Glazing requirements				Show on DA Plans	Show on CC/CDC Plans & specs	Certifier Check
Skylights						
The applicant must install the skylights in accordance with the specifications listed in the table below.				✓	✓	✓
The following requirements must also be satisfied in relation to each skylight:					✓	✓
Each skylight may either match the description, or, have a U-value and a Solar Heat Gain Coefficient (SHGC) no greater than that listed in the table below.					✓	✓
Skylights glazing requirements						
Skylight number	Area of glazing inc. frame (m2)	Shading device	Frame and glass type			
S1	0.93	no shading	timber, low-E internal/argon fill/clear external, (or U-value: 2.5, SHGC: 0.456)			
S2	0.77	no shading	timber, low-E internal/argon fill/clear external, (or U-value: 2.5, SHGC: 0.456)			
S3	0.77	no shading	timber, low-E internal/argon fill/clear external, (or U-value: 2.5, SHGC: 0.456)			

Legend

In these commitments, "applicant" means the person carrying out the development.

Commitments identified with a  in the "Show on DA plans" column must be shown on the plans accompanying the development application for the proposed development (if a development application is to be lodged for the proposed development).

Commitments identified with a  in the "Show on CC/CDC plans & specs" column must be shown in the plans and specifications accompanying the application for a construction certificate / complying development certificate for the proposed development.

Commitments identified with a  in the "Certifier check" column must be certified by a certifying authority as having been fulfilled, before a final occupation certificate for the development may be issued.