

- LEGEND**
- existing grassed area
Retain existing grassed areas
 - turf
Excavate / grade all areas to be turfed to 120mm below required finished levels. Do not excavate within 1500mm of the trunk of any existing tree to be retained. Ensure that all surface water runoff is directed towards inlet pits, kerbs etc. and away from buildings. Ensure that no ponding will occur. Rip the subgrade to 150mm. Install 100mm depth of imported topsoil. Just prior to spreading the turf, spread "Shirley's No. 17 lawn fertilizer" over the topsoil at the recommended rate. Lay "Kikuyu" turf rolls closely butted. Fill and small gaps with topsoil. Water thoroughly.
 - brick garden edging
Lay a single course of paving bricks in a mortar haunch (200mm wide and 100mm deep). The edges are to be laid in even curves and straight lines as shown on the plan. Where tight curves are shown use half bricks to show a more even curve. The top of the edges to finish flush with the adjacent turf and mulch levels.
 - existing trees to be retained
 - existing garden beds
Existing garden beds to be retained and remain undisturbed.
 - planting areas
Ensure that the mass planting areas have been excavated to 300mm below finished levels. Rip to a further depth of 150mm. Supply and install 300mm soil mix. Soil mix to comprise of one part approved compost to three parts topsoil. Topsoil shall be either imported topsoil or stockpiled site topsoil (if suitable ie: No clay). Install 75mm depth of selected mulch.
 - maintenance:
All landscape works are to be maintained for a period of three months from the date of practical completion. This includes all watering, weeding, spraying and re-mulching necessary to achieve vigorous growth. Any defects which arise during this period are to be rectified immediately. Any plants or areas of turf which fail during this period are to be replaced at no additional cost.
 - fencing:
For all fencing types and materials refer to the Architects plans.

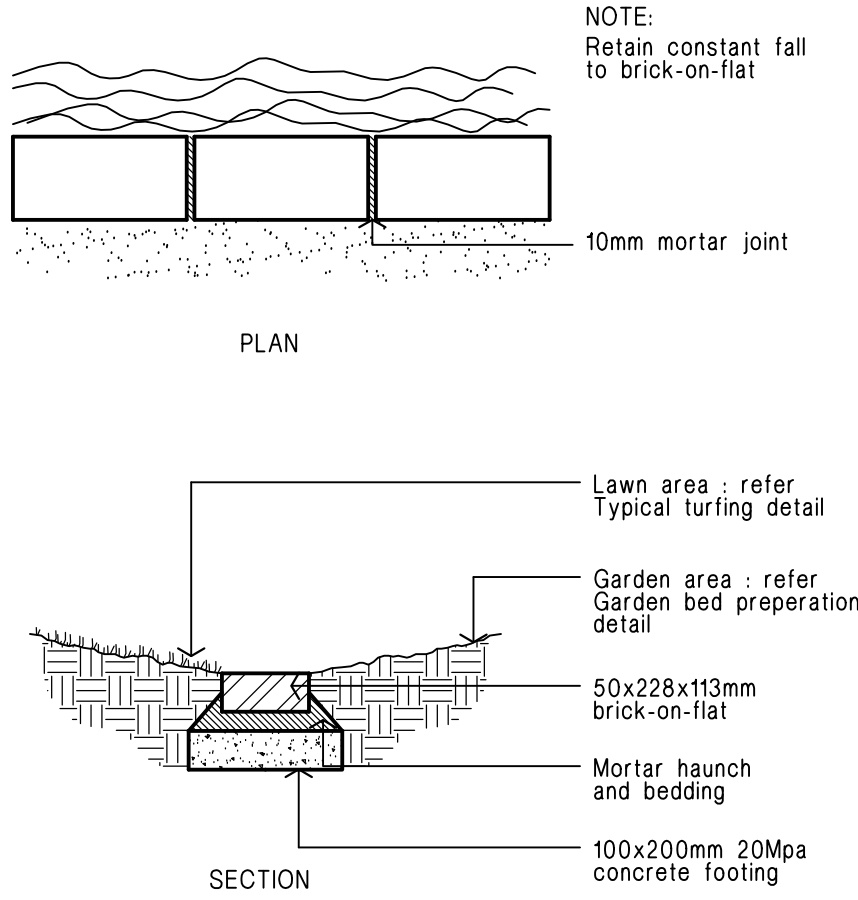
PLANT SCHEDULE

Code	Latin Name (Common Name - Mature Height)	Qty	Size	Stake
Shrubs				
Cci	Casuarina 'Cousin it' (Prostrate casuarina - 0.3m)	33	5 litre	-
Cma	Callistemon 'Macarthur' (Bottlebrush - 1.8m)	6	5 litre	-
Rsm	Raphiolepis 'Snow maidens' Indian hawthorne - 0.75m)	18	5 litre	-
Sre	Syzygium australe 'Resilience' (Lilly Pilly - 3m)	24	5 litre	-
Ye	Yucca elephantipes (Spineless Yucca - 3m)	7	5 litre	-
Groundcovers				
Man	Mandevilla sp. 'Pink' (Mandevilla - climber)	10	150mm pot	-

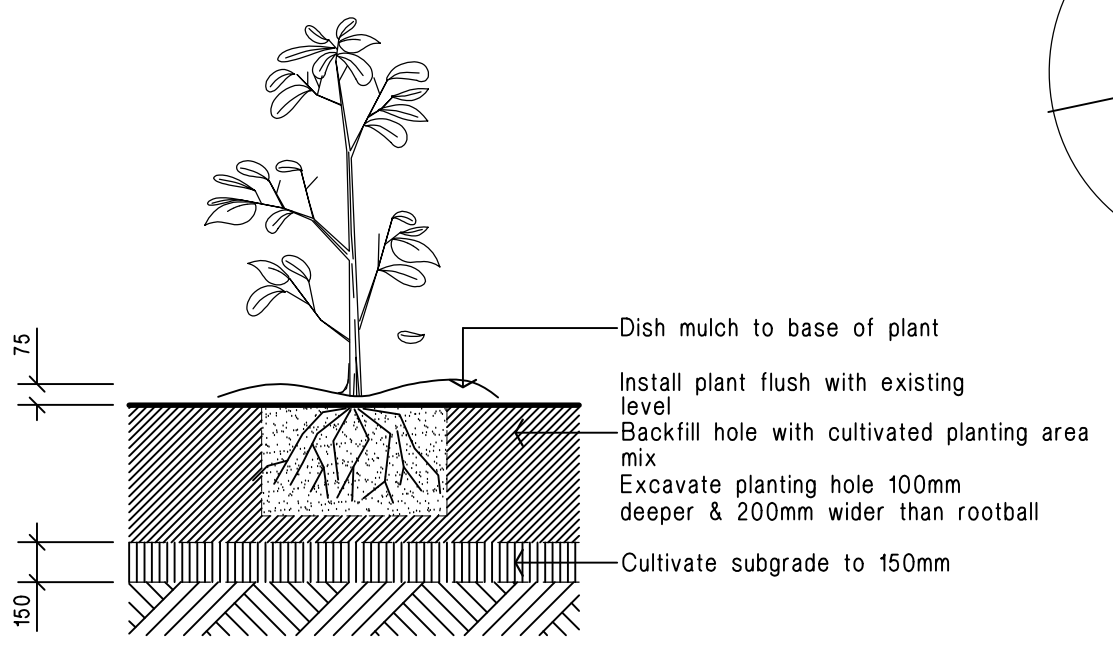
NOTE: NO EXISTING TREES WILL BE REMOVED AS PART OF THIS PROPOSAL

NOTE: EXISTING LANDSCAPING TO EXISTING DWELLING- All of the existing landscaping to the North and East of the existing dwelling to be retained

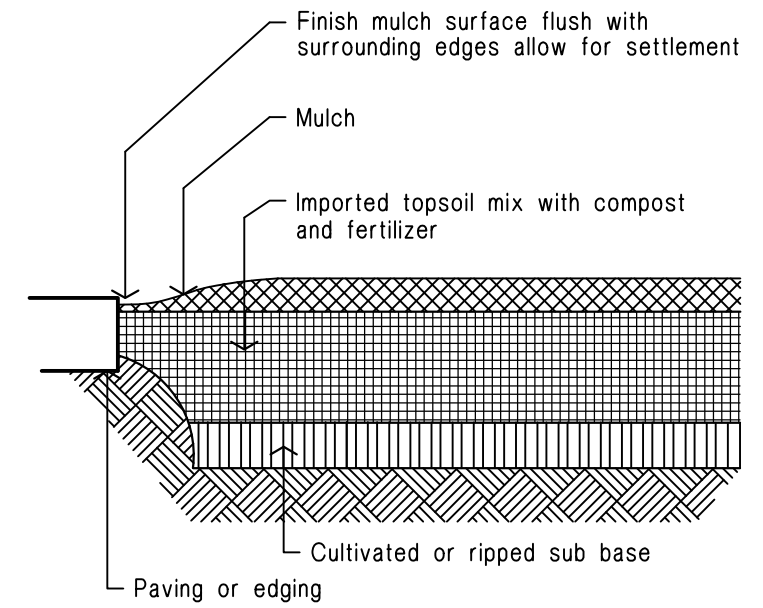
LANDSCAPE PLAN 1 : 100



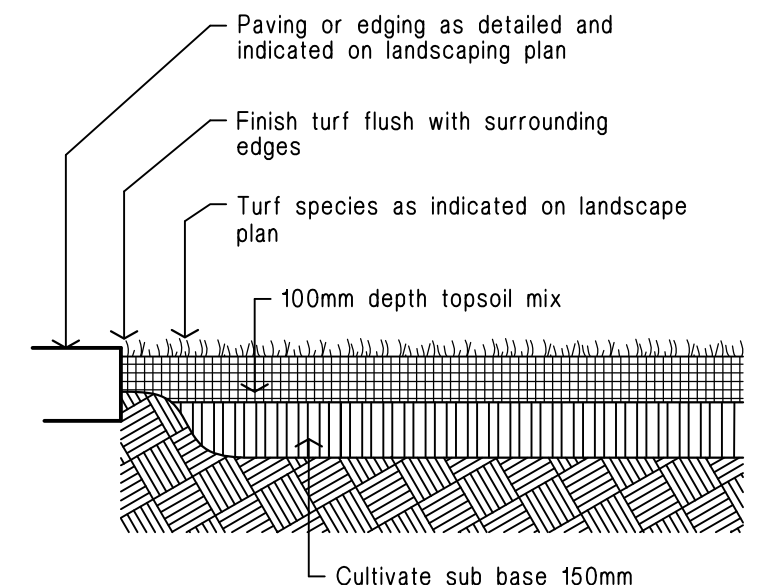
Brick garden edge Detail.



Planting in garden beds Detail.



Ground preparation Planting area using imported topsoil Detail.



Ground preparation Grassed area: turf using imported topsoil Detail.

DATE AMENDMENT ISSUE

landscape architects

Project: PROPOSED NEW GARAGE & ATTACHED SECONDARY DWELLING No.26A Lakeview Parade, WARRIEWOOD

Client: ...

Drawing Title: LANDSCAPE PLAN

Issue: DA date: 10/04/25 Issue no: A

file name: c:\ drawing No:

drawn: HK scale: 1:100 @ A1

checked: RF project No: 4939a

L-01