

 northern  
beaches  
council

THIS PLAN IS TO BE READ IN  
CONJUNCTION WITH  
THE CONDITIONS OF DEVELOPMENT  
CONSENT

DA2020/0042

1 SITE PLAN

NOTE

- Contractors to verify all dimensions on site before any shop drawings or work is commenced.
- Any discrepancies between drawings of differing scales or between drawings and specification where appropriate to be notified to superintendent and/or the architects for decision.
- Figured dimensions to be taken in preference to scaled dimensions.
- Critical dimensions to be taken from site.
- This drawing is to be read in conjunction with the specification and engineers' drawings.

This drawing is the copyright of Mostaghim & Associates and may not be altered, reproduced or transmitted in any form or by any means, in part or in whole without the prior express written consent of Mostaghim & Associates.

REVISION NOTE

REV	DESCRIPTION	BY	DATE
P1	ISSUED FOR INFORMATION		15/10/19
A	ISSUE FOR DEVELOPMENT APPLICATION		20/1/20

REVISION NOTE

REV	DESCRIPTION	BY	DATE

mostaghim & associates

a L2, 17 federation rd, newtown nsw 2042  
w mostaghim.com.au  
e info@mostaghim.com.au  
p 02 9557 2002

NORTH POINT:

CLIENT:

LEND LEASE RETIREMENT LIVING  
300 BARANGAROO AVE BARANGAROO NSW  
2000

PROJECT ADDRESS:

155 FISHER RD N DEE WHY NSW 2099

PROJECT TITLE:

DEE WHY GARDENS

DRAWING TITLE:

SITE PLAN

DRAWN BY:

AS, MO

CHECKED BY:

MO

100 mm ACTUAL

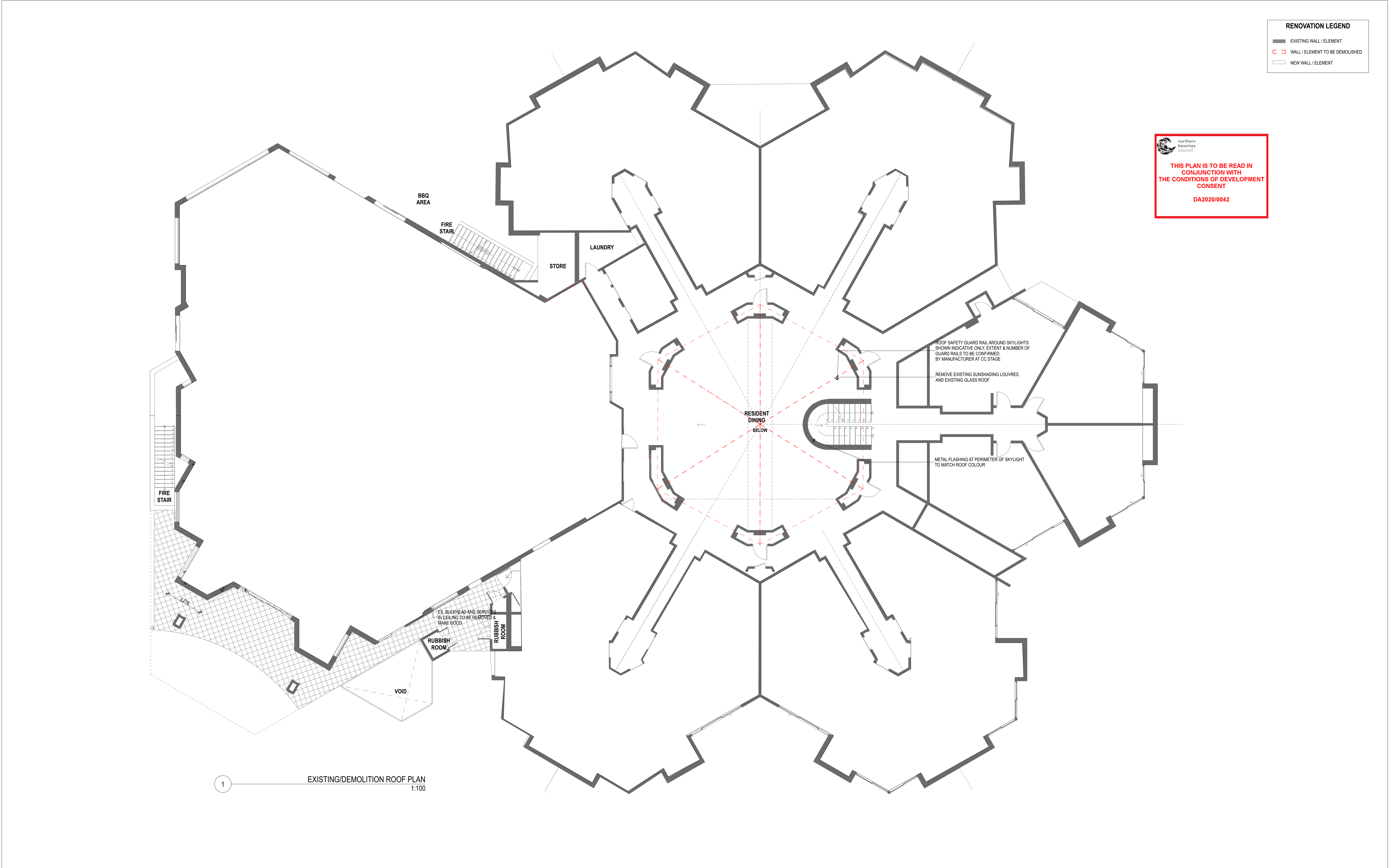
IF THE ABOVE DIMENSION DOES NOT MEASURE ONE HUNDRED MILLIMETERS (100 mm) EXACTLY, THIS DRAWING WILL HAVE BEEN ENLARGED OR REDUCED, AFFECTING ALL LABELED SCALES.

SCALE:

NTS

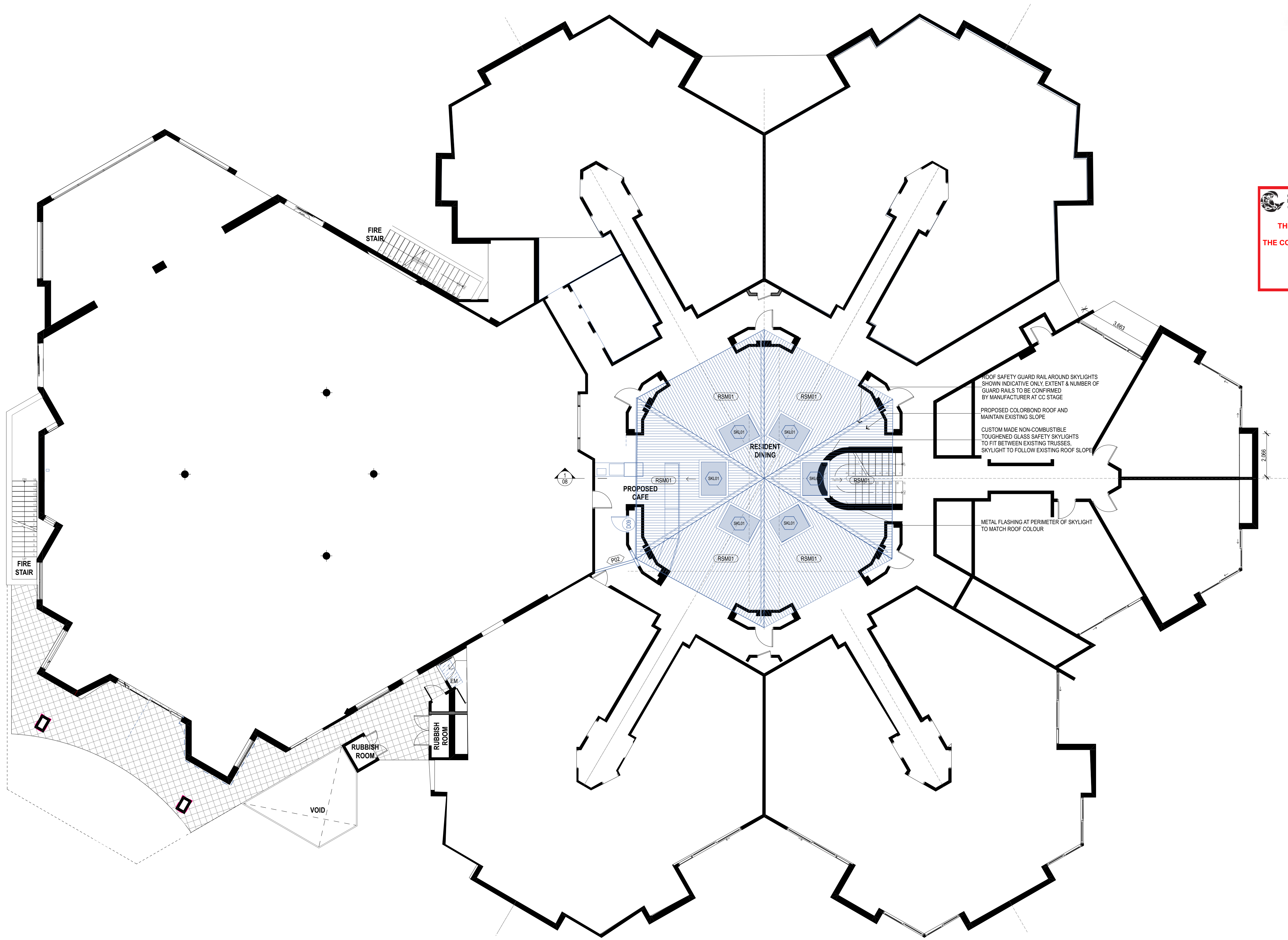
A TD 01 A  
disc stage. dwg no. revision






<div>NOTE</div> <div>1. Contractors to verify all dimensions on site before any shop drawings or work is commenced.</div> <div>2. Any discrepancies between drawings of differing scales or between drawings and specification where appropriate to be notified to superintendent and/or the architects for decision.</div> <div>3. Figured dimensions to be taken in preference to scaled dimensions.</div> <div>4. Critical dimensions to be taken from site.</div> <div>5. This drawing is to be read in conjunction with the specification and engineers' drawings.</div> <div>This drawing is the copyright of Mostaghim &amp; Associates and may not be altered, reproduced or transmitted in any form or by any means, in part or in whole without the prior express written consent of Mostaghim &amp; Associates.</div>	REVISION NOTE				REVISION NOTE				<div>mostaghim &amp; associates</div> <div>a L2, 17 federation rd, newtown nsw 2042</div> <div>w mostaghim.com.au</div> <div>e info@mostaghim.com.au</div> <div>p 02 9557 2002</div>	<div>NORTH POINT:</div> <div></div>	<div>CLIENT:</div> <div>LEND LEASE RETIREMENT LIVING</div> <div>300 BARANGAROO AVE BARANGAROO NSW 2000</div> <div>PROJECT ADDRESS:</div> <div>155 FISHER RD N DEE WHY NSW 2099</div>	<div>PROJECT TITLE:</div> <div>DEE WHY GARDENS</div> <div>DRAWING TITLE:</div> <div>EXISTING/DEMOLITION ROOF PLAN</div>	<div>DRAWN BY:</div> <div>AS, MO</div> <div>CHECKED BY:</div> <div>MO</div> <div>100 mm ACTUAL</div> <div>IF THE ABOVE DIMENSION DOES NOT MEASURE ONE HUNDRED MILLIMETERS (100 mm) EXACTLY, THIS DRAWING WILL HAVE BEEN ENLARGED OR REDUCED, AFFECTING ALL LABELED SCALES.</div> <div>SCALE:</div> <div>1:100 @ A1</div> <div>A disc TD stage 04 dwg no. A revision</div>
	REV	DESCRIPTION	BY	DATE	REV	DESCRIPTION	BY	DATE					
	P1	ISSUED FOR SECTION 4.55		15/1/20									
	A	ISSUE FOR DEVELOPMENT APPLICATION		20/1/20									







LEGEND



ROOF PROFILE:  
LYSAGHT KLIP LOK  
700 HI STRENGTH



ROOF COLOUR:  
COLORBOND WINDSPRAY  
SOLOR ABSORPTANCE = 0.58





northern  
beaches  
council

THIS PLAN IS TO BE READ IN  
CONJUNCTION WITH  
THE CONDITIONS OF DEVELOPMENT  
CONSENT

DA2020/0042

1

PROPOSED ROOF PLAN  
1:100

NOTE

- Contractors to verify all dimensions on site before any shop drawings or work is commenced.
- Any discrepancies between drawings of differing scales or between drawings and specification where appropriate to be notified to superintendent and/or the architects for decision.
- Figured dimensions to be taken in preference to scaled dimensions.
- Critical dimensions to be taken from site.
- This drawing is to be read in conjunction with the specification and engineers' drawings.

This drawing is the copyright of Mostaghim & Associates and may not be altered, reproduced or transmitted in any form or by any means, in part or in whole without the prior express written consent of Mostaghim & Associates.

REVISION NOTE

REV	DESCRIPTION	BY	DATE
P1	ISSUED FOR SECTION 4.55		15/1/20
A	ISSUE FOR DEVELOPMENT APPLICATION		20/1/20

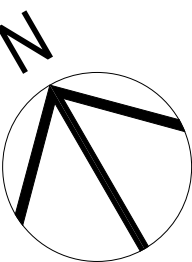
REVISION NOTE

REV	DESCRIPTION	BY	DATE

mostaghim & associates

a L2, 17 federation rd, newtown nsw 2042  
w mostaghim.com.au  
e info@mostaghim.com.au  
p 02 9557 2002

NORTH POINT:



CLIENT:

LEND LEASE RETIREMENT LIVING  
300 BARANGAROO AVE BARANGAROO NSW  
2000

PROJECT ADDRESS:

155 FISHER RD N DEE WHY NSW 2099

PROJECT TITLE:

DEE WHY GARDENS

DRAWING TITLE:

PROPOSED ROOF PLAN

DRAWN BY:

AS, MO

CHECKED BY:

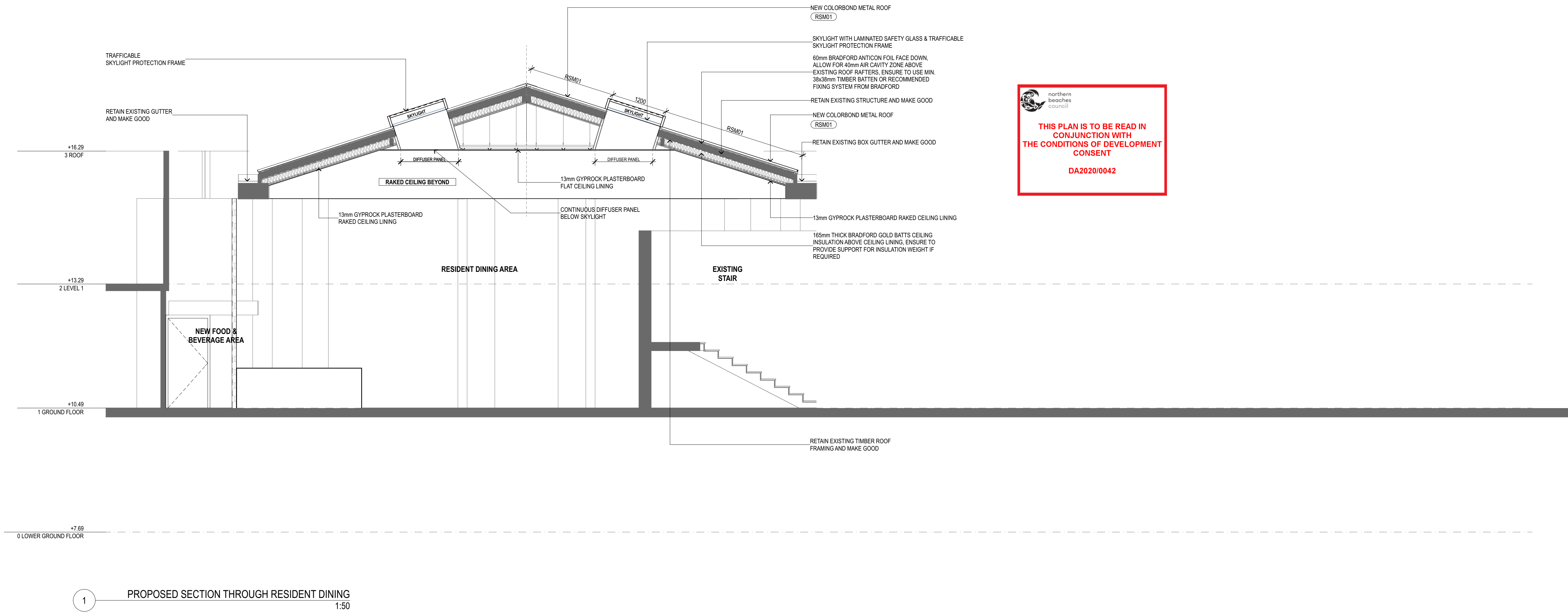
MO

100 mm ACTUAL  
IF THE ABOVE DIMENSION DOES NOT MEASURE ONE HUNDRED MILLIMETERS (100 mm) EXACTLY, THIS DRAWING WILL HAVE BEEN ENLARGED OR REDUCED, AFFECTING ALL LABELED SCALES.

SCALE:

1:1001:100 @ A1

A TD 07 A  
disc stage. dwg no. revision



NOTE

1. Contractors to verify all dimensions on site before any shop drawings or work is commenced.  
2. Any discrepancies between drawings of differing scales or between drawings and specification where appropriate to be notified to superintendent and/or the architects for decision.  
3. Figured dimensions to be taken in preference to scaled dimensions.  
4. Critical dimensions to be taken from site.  
5. This drawing is to be read in conjunction with the specification and engineers' drawings.

This drawing is the copyright of Mostaghim & Associates and may not be altered, reproduced or transmitted in any form or by any means, in part or in whole without the prior express written consent of Mostaghim & Associates.

REVISION NOTE

REV	DESCRIPTION	BY	DATE
P1	ISSUED FOR SECTION 4.55		15/1/20
A	ISSUE FOR DEVELOPMENT APPLICATION		20/1/20

REVISION NOTE

REV	DESCRIPTION	BY	DATE

mostaghim & associates

a L2, 17 federation rd, newtown nsw 2042  
w mostaghim.com.au  
e info@mostaghim.com.au  
p 02 9557 2002

NORTH POINT:

CLIENT:

LEND LEASE RETIREMENT LIVING  
300 BARANGAROO AVE BARANGAROO NSW  
2000

PROJECT ADDRESS:

155 FISHER RD N DEE WHY NSW 2099

PROJECT TITLE:

DEE WHY GARDENS

DRAWING TITLE:

PROPOSED SECTION THROUGH RESIDENT  
DINING

DRAWN BY:

AS, MO

CHECKED BY:

MO

100 mm ACTUAL

IF THE ABOVE DIMENSION DOES NOT MEASURE ONE HUNDRED MILLIMETERS (100 mm) EXACTLY, THIS DRAWING WILL HAVE BEEN ENLARGED OR REDUCED, AFFECTING ALL LABELED SCALES.

SCALE:

1:50 @ A1

A TD 08 A  
disc stage. dwg no. revision