

# BASIX<sup>®</sup>Certificate

Building Sustainability Index [www.basix.nsw.gov.au](http://www.basix.nsw.gov.au)

## Alterations and Additions

Certificate number: A1753895

This certificate confirms that the proposed development will meet the NSW government's requirements for sustainability, if it is built in accordance with the commitments set out below. Terms used in this certificate, or in the commitments, have the meaning given by the document entitled "BASIX Definitions" dated 10/09/2020 published by the Department. This document is available at [www.basix.nsw.gov.au](http://www.basix.nsw.gov.au)

Secretary

Date of issue: Tuesday, 02 July 2024

To be valid, this certificate must be lodged within 3 months of the date of issue.



Project address	
Project name	Matt Waters
Street address	138 KENNETH ROAD - MANLY VALE 2093
Local Government Area	Northern Beaches Council
Plan type and number	Deposited Plan 870859
Lot number	2
Section number	-
Project type	
Dwelling type	Dwelling house (attached)
Type of alteration and addition	The estimated development cost for my renovation work is \$50,000 or more, and does not include a pool (and/or spa).
N/A	N/A
Certificate Prepared by <small>(please complete before submitting to Council or PCA)</small>	
Name / Company Name: architectural design & constructions	
ABN (if applicable): 49120603742	

Fixtures and systems	Show on DA Plans	Show on CC/CDC Plans & specs	Certifier Check
<b>Hot water</b>			
The applicant must install the following hot water system in the development: gas instantaneous.	✓	✓	✓
<b>Lighting</b>			
The applicant must ensure a minimum of 40% of new or altered light fixtures are fitted with fluorescent, compact fluorescent, or light-emitting-diode (LED) lamps.		✓	✓
<b>Fixtures</b>			
The applicant must ensure new or altered showerheads have a flow rate no greater than 9 litres per minute or a 3 star water rating.		✓	✓
The applicant must ensure new or altered toilets have a flow rate no greater than 4 litres per average flush or a minimum 3 star water rating.		✓	✓
The applicant must ensure new or altered taps have a flow rate no greater than 9 litres per minute or minimum 3 star water rating.		✓	

Construction			Show on DA Plans	Show on CC/CDC Plans & specs	Certifier Check
<b>Insulation requirements</b>					
The applicant must construct the new or altered construction (floor(s), walls, and ceilings/roofs) in accordance with the specifications listed in the table below, except that a) additional insulation is not required where the area of new construction is less than 2m <sup>2</sup> , b) insulation specified is not required for parts of altered construction where insulation already exists.			✔	✔	✔
Construction	Additional insulation required (R-value)	Other specifications			
concrete slab on ground floor.	nil	N/A			
suspended floor with enclosed subfloor: framed (R0.7).	R0.60 (down) (or R1.30 including construction)	N/A			
floor above existing dwelling or building.	nil	N/A			
external wall: framed (weatherboard, fibro, metal clad)	R1.30 (or R1.70 including construction)				
flat ceiling, pitched roof	ceiling: R1.45 (up), roof: foil backed blanket (75 mm)	medium (solar absorptance 0.475 - 0.70)			
raked ceiling, pitched/skillion roof: framed	ceiling: R1.74 (up), roof: foil backed blanket (75 mm)	medium (solar absorptance 0.475 - 0.70)			

Glazing requirements	Show on DA Plans	Show on CC/CDC Plans & specs	Certifier Check
<b>Windows and glazed doors</b>			
The applicant must install the windows, glazed doors and shading devices, in accordance with the specifications listed in the table below. Relevant overshadowing specifications must be satisfied for each window and glazed door.	✓	✓	✓
The following requirements must also be satisfied in relation to each window and glazed door:		✓	✓
Each window or glazed door with improved frames, or pyrolytic low-e glass, or clear/air gap/clear glazing, or toned/air gap/clear glazing must have a U-value and a Solar Heat Gain Coefficient (SHGC) no greater than that listed in the table below. Total system U-values and SHGCs must be calculated in accordance with National Fenestration Rating Council (NFRC) conditions. The description is provided for information only. Alternative systems with complying U-value and SHGC may be substituted.		✓	✓
For projections described in millimetres, the leading edge of each eave, pergola, verandah, balcony or awning must be no more than 500 mm above the head of the window or glazed door and no more than 2400 mm above the sill.	✓	✓	✓
Pergolas with polycarbonate roof or similar translucent material must have a shading coefficient of less than 0.35.		✓	✓
Pergolas with fixed battens must have battens parallel to the window or glazed door above which they are situated, unless the pergola also shades a perpendicular window. The spacing between battens must not be more than 50 mm.		✓	✓
Overshadowing buildings or vegetation must be of the height and distance from the centre and the base of the window and glazed door, as specified in the 'overshadowing' column in the table below.	✓	✓	✓

Glazing requirements							Show on DA Plans	Show on CC/CDC Plans & specs	Certifier Check
<b>Windows and glazed doors glazing requirements</b>									
Window/door number	Orientation	Area of glass including frame (m2)	Overshadowing height (m)	Overshadowing distance (m)	Shading device	Frame and glass type			
W1	S	1	4.5	0.65	eave/ verandah/ pergola/balcony >=600 mm	improved aluminium, single pyrolytic low-e, (U-value: 4.48, SHGC: 0.46)			
W2	W	1.53	1	0.45	eave/ verandah/ pergola/balcony >=450 mm	improved aluminium, single pyrolytic low-e, (U-value: 4.48, SHGC: 0.46)			
W3	S	1.3	2.2	0.65	eave/ verandah/ pergola/balcony >=600 mm	improved aluminium, single pyrolytic low-e, (U-value: 4.48, SHGC: 0.46)			
W4	S	2.3	1.7	0.65	eave/ verandah/ pergola/balcony >=600 mm	improved aluminium, single pyrolytic low-e, (U-value: 4.48, SHGC: 0.46)			
W5	S	2.3	0.8	0.65	eave/ verandah/ pergola/balcony >=600 mm	improved aluminium, single pyrolytic low-e, (U-value: 4.48, SHGC: 0.46)			

Glazing requirements							Show on DA Plans	Show on CC/CDC Plans & specs	Certifier Check
Window/door number	Orientation	Area of glass including frame (m2)	Overshadowing height (m)	Overshadowing distance (m)	Shading device	Frame and glass type			
W6	E	4.2	2	0.45	eave/ verandah/ pergola/balcony >=450 mm	improved aluminium, single pyrolytic low-e, (U-value: 4.48, SHGC: 0.46)			
W7	E	1.62	1	0.45	eave/ verandah/ pergola/balcony >=450 mm	improved aluminium, single pyrolytic low-e, (U-value: 4.48, SHGC: 0.46)			
W8	E	0.8	1.3	0.45	eave/ verandah/ pergola/balcony >=450 mm	improved aluminium, single pyrolytic low-e, (U-value: 4.48, SHGC: 0.46)			
W9	S	1.6	4.7	0.65	eave/ verandah/ pergola/balcony >=600 mm	improved aluminium, single pyrolytic low-e, (U-value: 4.48, SHGC: 0.46)			
W10	W	0.33	0	0	none	improved aluminium, single pyrolytic low-e, (U-value: 4.48, SHGC: 0.46)			


Glazing requirements							Show on DA Plans	Show on CC/CDC Plans & specs	Certifier Check
<b>Windows and glazed doors glazing requirements</b>									
Window/door number	Orientation	Area of glass including frame (m2)	Overshadowing height (m)	Overshadowing distance (m)	Shading device	Frame and glass type			
D1	W	11.6	2.5	1.2	none	improved aluminium, single pyrolytic low-e, (U-value: 4.48, SHGC: 0.46)			
D2	S	1.9	2.7	2.9	none	improved aluminium, single clear, (U-value: 6.44, SHGC: 0.75)			
D3	W	12.2	2.8	1.9	eave/verandah/pergola/balcony >=900 mm	improved aluminium, single clear, (U-value: 6.44, SHGC: 0.75)			
D4	N	1.9	2.7	0.3	none	improved aluminium, single clear, (U-value: 6.44, SHGC: 0.75)			


Glazing requirements				Show on DA Plans	Show on CC/CDC Plans & specs	Certifier Check
<b>Skylights</b>						
The applicant must install the skylights in accordance with the specifications listed in the table below.				✓	✓	✓
The following requirements must also be satisfied in relation to each skylight:					✓	✓
Each skylight may either match the description, or, have a U-value and a Solar Heat Gain Coefficient (SHGC) no greater than that listed in the table below.					✓	✓
External awnings and louvres must fully shade the skylight above which they are situated when fully drawn or closed.					✓	✓
<b>Skylights glazing requirements</b>						
Skylight number	Area of glazing inc. frame (m2)	Shading device	Frame and glass type			
S11	0.33	no shading	aluminium, moulded plastic single clear, (or U-value: 6.21, SHGC: 0.808)			
S12	0.33	external fixed louvre	aluminium, moulded plastic single clear, (or U-value: 6.21, SHGC: 0.808)			
S13	0.33	external fixed louvre	aluminium, moulded plastic single clear, (or U-value: 6.21, SHGC: 0.808)			
S14	0.33	external fixed louvre	aluminium, moulded plastic single clear, (or U-value: 6.21, SHGC: 0.808)			
S15	0.33	external fixed louvre	aluminium, moulded plastic single clear, (or U-value: 6.21, SHGC: 0.808)			




## Legend

In these commitments, "applicant" means the person carrying out the development.

Commitments identified with a  in the "Show on DA plans" column must be shown on the plans accompanying the development application for the proposed development (if a development application is to be lodged for the proposed development).

Commitments identified with a  in the "Show on CC/CDC plans & specs" column must be shown in the plans and specifications accompanying the application for a construction certificate / complying development certificate for the proposed development.

Commitments identified with a  in the "Certifier check" column must be certified by a certifying authority as having been fulfilled, before a final occupation certificate for the development may be issued.