

NOTES

- 1. All ground lines are approximate and are to be verified on-site by the builder
- 2. Use figured dimensions in preference to scaling. Refer any discrepancies back to Belle Architectural Designs before proceeding.
- 3. All agricultural pipes and retaining walls to engineer's details.
- 4. All sizes to be checked on-site by the builder
- 5. All steel structural members noted to be certified by the structural engineer.
- 6. All structural concrete members noted to be certified by the structural engineer.
- 7. All timber member sizes noted to be verified by a structural engineer or timber merchant.
- 8. Plans to be read in-conjunction with Basix and assessor certificate.
- 9. Floor levels may vary +/- 150mm due to site conditions and final survey.

SITE DATA - DCP COMPLIANCE

SITE AREA: 490.5SQM

MINIMUM LANDSCAPE AREA: 294.3SQM OR 60%

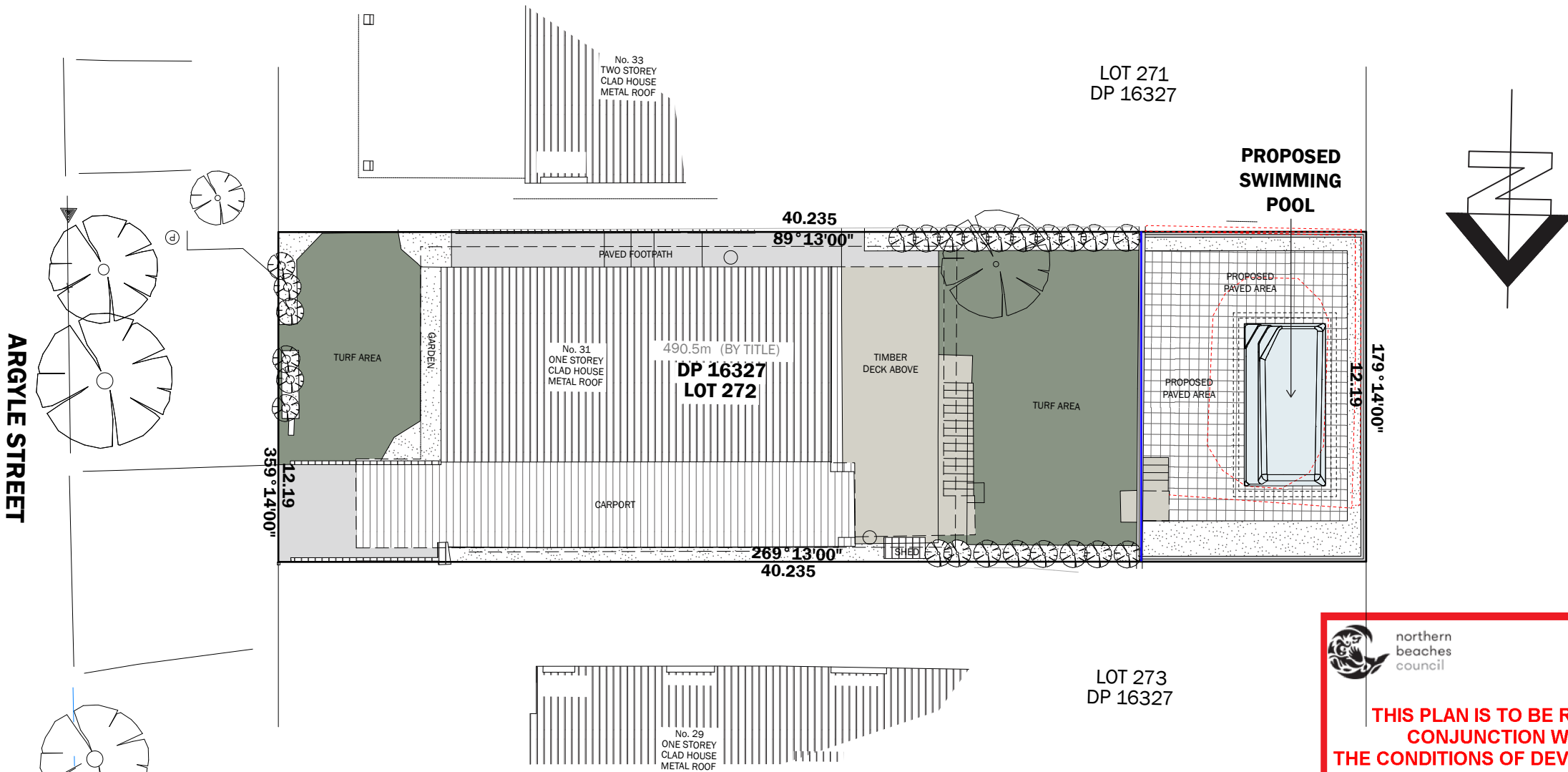
PROPOSED LANDSCAPE AREA: 259.23SQM OR 53% (INCLUDES 6% OF TOTAL SITE AREA AS VARIATION AND IMPERVIOUS AREAS LESS THAN 1M)

EXISTING LANDSCAPED AREA: 273.4SQM OR 56% (INCLUDES 6% OF TOTAL SITE AREA AS VARIATION AND IMPERVIOUS AREAS LESS THAN 1M)

POOL VOLUME: 18,700L

COMPLIANCE WITH PITTWATER DEVELOPMENT CONTROL PLAN & LOCAL ENVIRONMENTAL PLAN PROVIDED IN SOEE

NOTE: SWIMMING POOL OVERFLOW TO BE CONNECTED TO EXISTING SEWER SYSTEM.



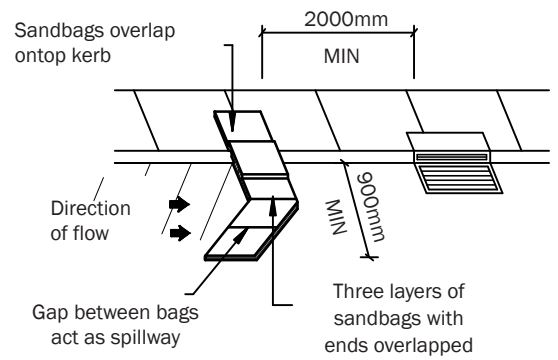
SITE PLAN 1:200

**THIS PLAN IS TO BE READ IN CONJUNCTION WITH THE CONDITIONS OF DEVELOPMENT CONSENT**

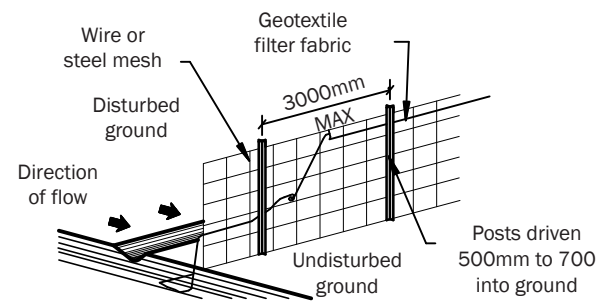
DA2025/0492

**NOTE:**  
PROPOSED SWIMMING POOL AND SURROUNDS SHALL BE NO GREATER THAN 600MM ABOVE EXISTING GL.  
SWIMMING POOL SAFETY FENCING & SWIMMING POOL SHALL COMPLY WITH;

- COUNCIL DCP CODES
- BUILDING CODE OF AUSTRALIA
- SWIMMING POOLS ACT 1992-NO.49
- SWIMMING POOL SAFETY AS 1926.1-2007
- SWIMMING POOL SAFETY AS 1926.2-2007
- SWIMMING POOL SAFETY AS 1926.1-2012



KERB INLET SEDIMENT TRAP



SLIT FENCE DETAIL



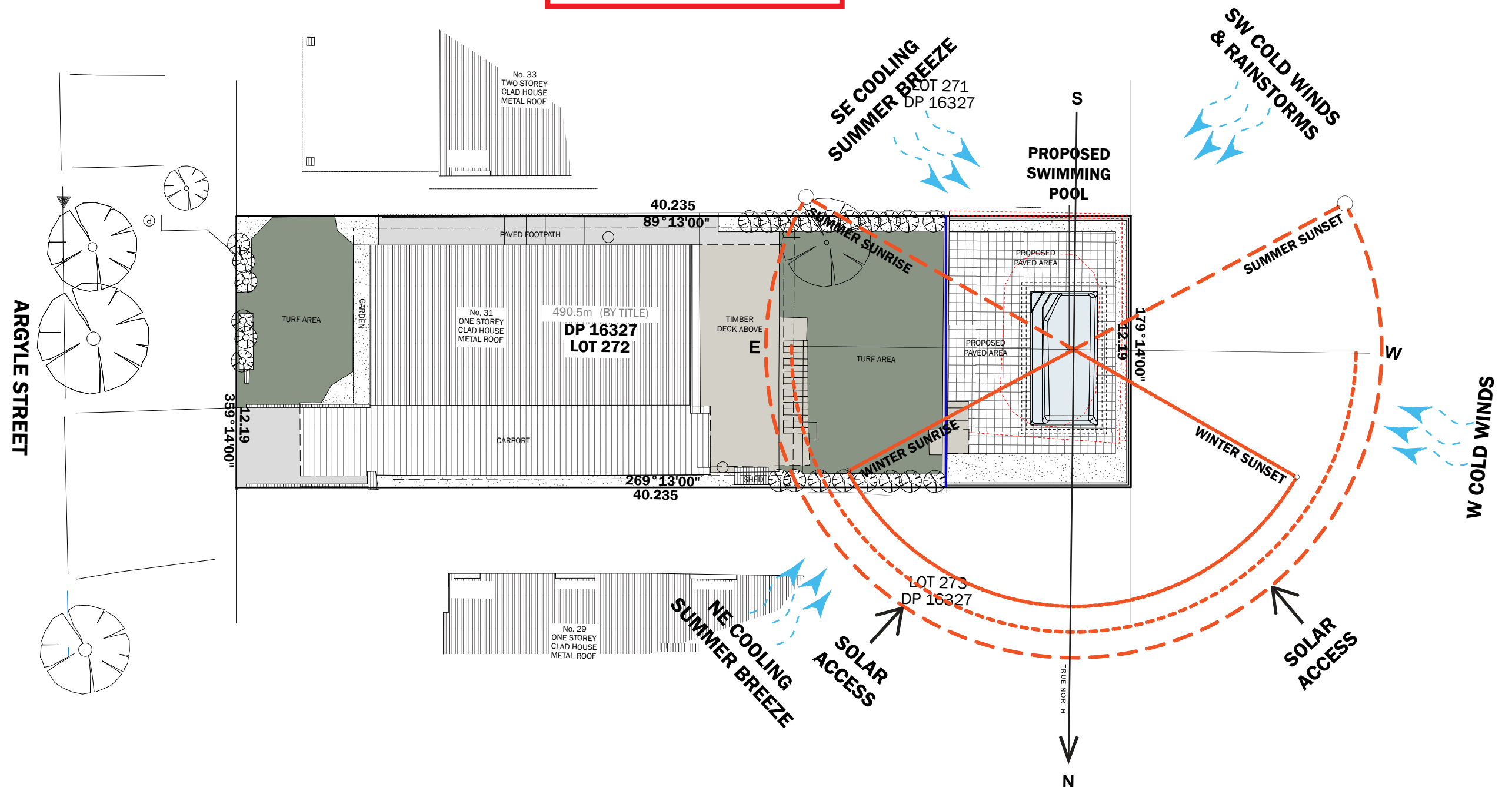
DRAWING TITLE: SITE PLAN  
SCALE: 1:200@A3  
ADDRESS: 31 ARGYLE STREET BILGOLA PLATEAU 2107  
CLIENT: AARON INGRAM

JOB NUMBER: 182251  
ISSUE: DA PLANS  
DATE: 18/02/2025  
SHEET NUMBER: 1  
DRAWING NUMBER: 101

**GENERAL NOTES**

- REFER TO FIGURED DIMENSIONS ONLY DO NOT SCALE.
- VERIFY ALL DIMENSIONS ON SITE AND REFER ANY DISCREPANCIES BEFORE PROCEEDING WITH THE WORKS TO BELLE ARCHITECTURAL DESIGN.
- THIS DRAWING IS TO BE READ IN CONJUNCTION WITH OTHER DOCUMENTATION IN THE DRAWING SET.
- THIS DRAWING INCLUDING THE INFORMATION IT CONTAINS IS COPYRIGHT AND SHOULD NOT BE COPIED IN WHOLE OF IN PART WITHOUT THE EXPRESS WRITTEN CONSENT OF BELLE ARCHITECTURAL DESIGNS.

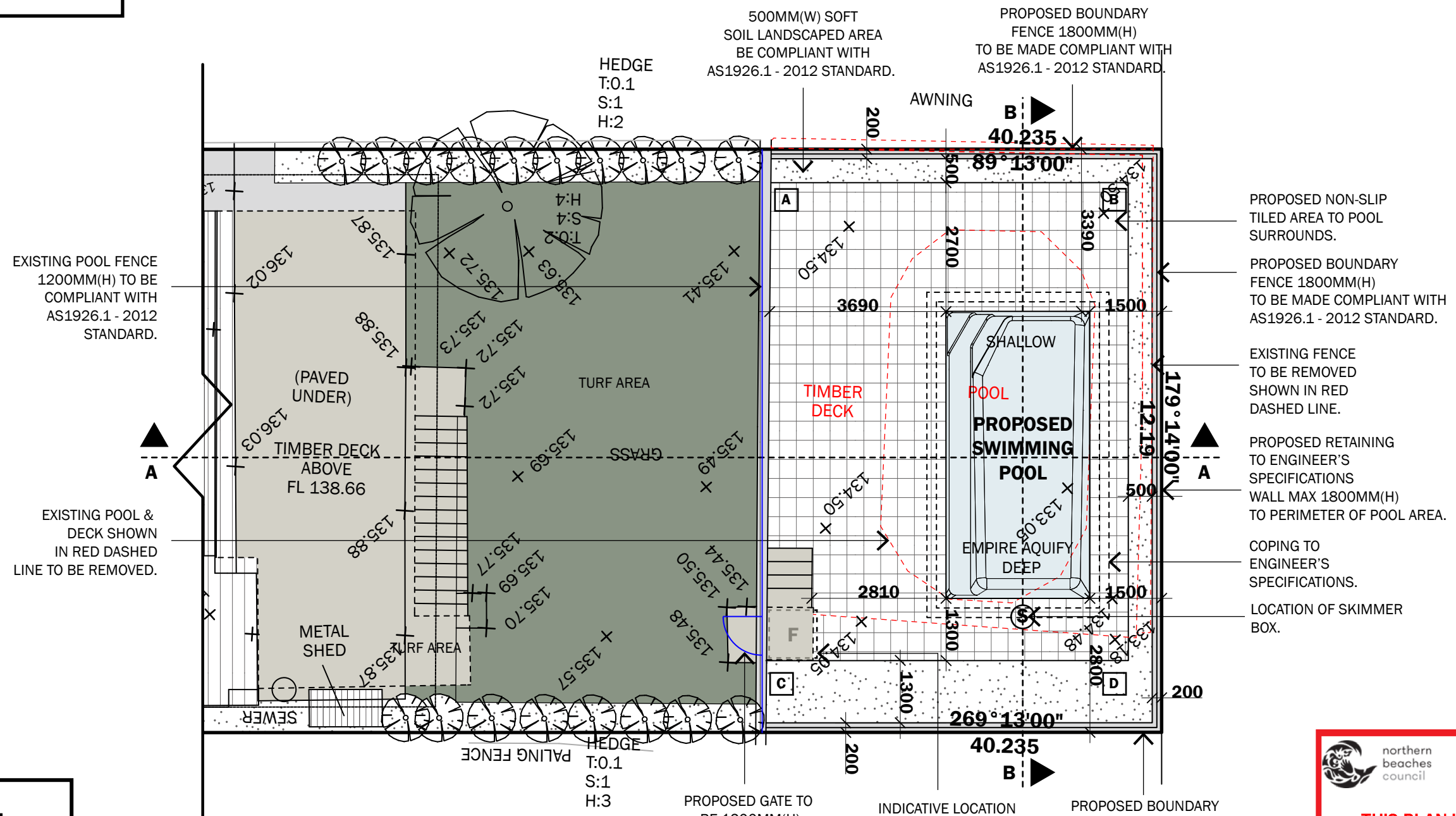
DRAWN BY: MY



## SITE ANALYSIS PLAN 1:200

## GENERAL NOTES

**NOTE:**  
POOL TO BE INSTALLED TO MEET THE  
REQUIREMENTS OF AS1839:2021. POOL LEVEL  
SHOWN IS INDICATIVE ONLY AND TO BE  
CONFIRMED ON-SITE BY BUILDER TO ENSURE  
COMPLIANCE WITH AS1839:2021



**PROPOSED TILED POOL  
AREA FFL 134.500:**

- A** +200MM FROM NGL
- B** +150MM FROM NGL
- C** +1500MM FROM NGL
- D** +1800MM FROM NGL



northern  
beaches  
council

**THIS PLAN IS TO BE READ IN  
CONJUNCTION WITH  
THE CONDITIONS OF DEVELOPMENT  
CONSENT**

DA2025/0492

## SITE PLAN 1:100



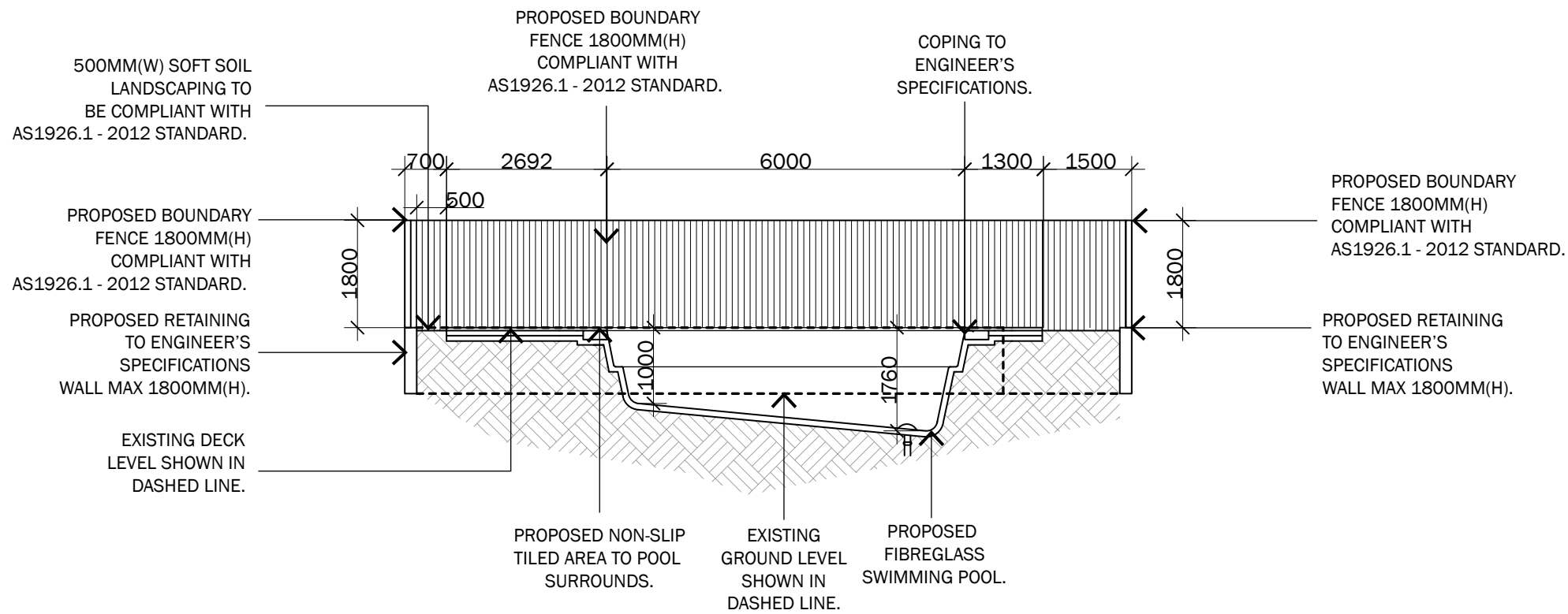
**DRAWING TITLE:** SITE PLAN  
**SCALE:** 1:100@A3  
**ADDRESS:** 31 ARGLEYE STREET BILGOLA PLATEAU 2107  
**CLIENT:** AARON INGRAM

**JOB NUMBER:** 182251  
**ISSUE:** DA PLANS  
**DATE:** 18/02/2025  
**SHEET NUMBER:**3  
**DRAWING NUMBER:** 103

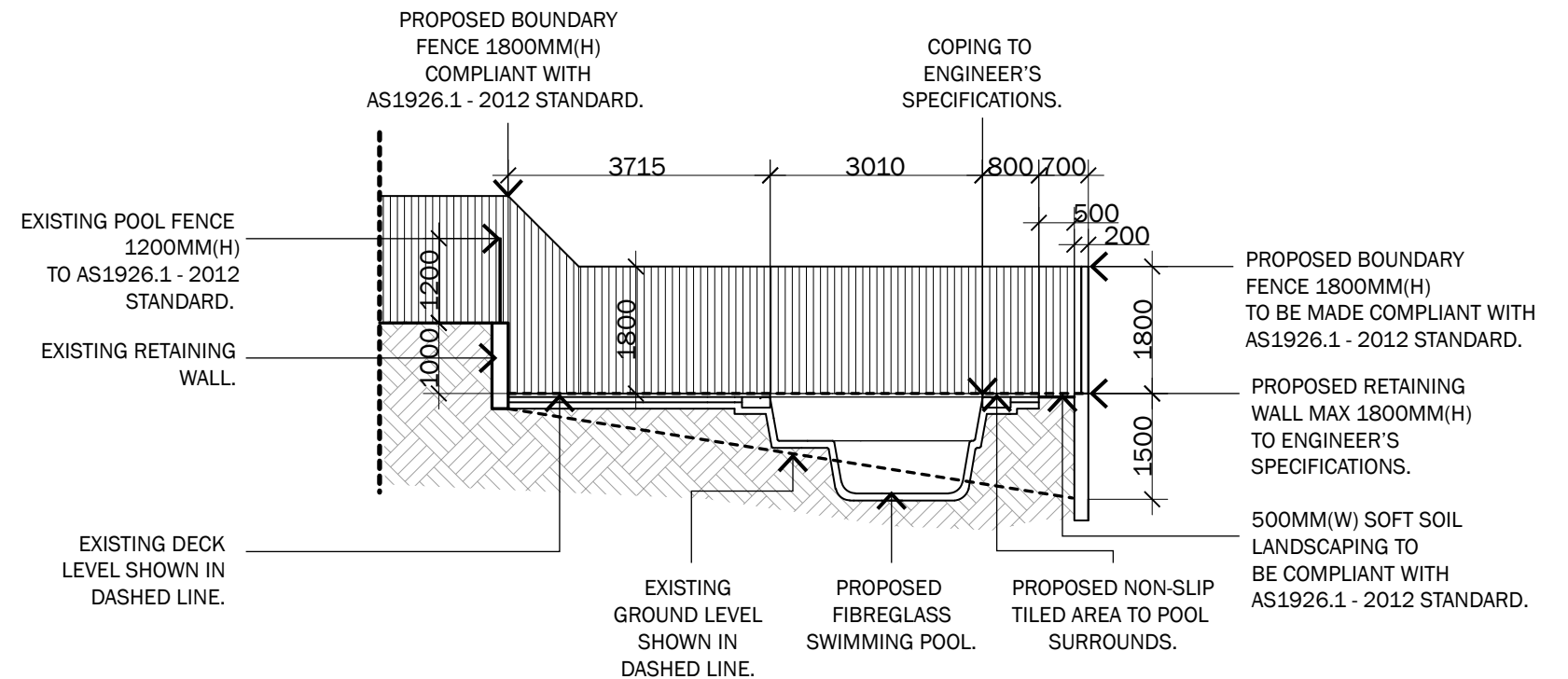
**GENERAL NOTES**

- REFER TO FIGURED DIMENSIONS ONLY DO NOT SCALE.
- VERIFY ALL DIMENSIONS ON SITE AND REFER ANY DISCREPANCIES BEFORE PROCEEDING WITH THE WORKS TO BELLE ARCHITECTURAL DESIGN.
- THIS DRAWING IS TO BE READ IN CONJUNCTION WITH OTHER DOCUMENTATION IN THE DRAWING SET.
- THIS DRAWING INCLUDING THE INFORMATION IT CONTAINS IS COPYRIGHT AND SHOULD NOT BE COPIED IN WHOLE OR IN PART WITHOUT THE EXPRESS WRITTEN CONSENT OF BELLE ARCHITECTURAL DESIGNS.

DRAWN BY: MY



**SECTION B-B 1:100**



**SECTION A-A 1:100**

**GENERAL NOTES**

- REFER TO FIGURED DIMENSIONS ONLY DO NOT SCALE.
- VERIFY ALL DIMENSIONS ON SITE AND REFER ANY DISCREPANCIES BEFORE PROCEEDING WITH THE WORKS TO BELLE ARCHITECTURAL DESIGN.
- THIS DRAWING IS TO BE READ IN CONJUNCTION WITH OTHER DOCUMENTATION IN THE DRAWING SET.
- THIS DRAWING INCLUDING THE INFORMATION IT CONTAINS IS COPYRIGHT AND SHOULD NOT BE COPIED IN WHOLE OF IN PART WITHOUT THE EXPRESS WRITTEN CONSENT OF BELLE ARCHITECTURAL DESIGNS.