

SCHEDULE OF KEY AMENDMENTS:

- 1

BOATSHED DELETED
- 2

EXISTING TREES & LANDSCAPE RETAINED
- 3

EXISTING SECTION OF WALL
RETAINED
- 4

SETBACK TO BOUNDARY
INCREASED AND POOL
LAYOUT/LEVEL MODIFIED
- 5

GALLERY MOVED NORTH TO
INSCREASE SETBACK TO
BOUNDARY (2.5m)
- 6

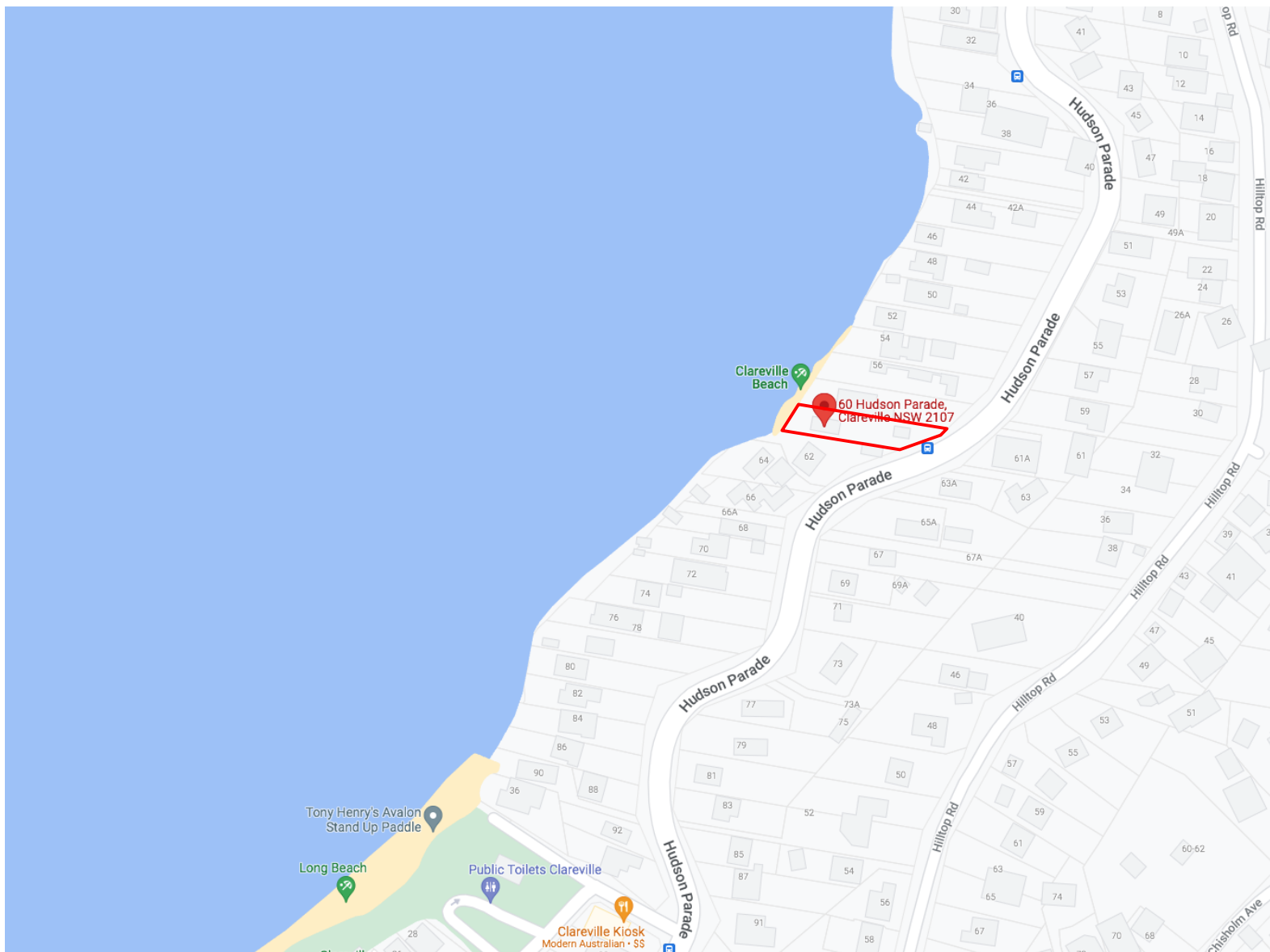
PLAYROOM SETBACK INCREASED
TO 2.5m
- 7

KITCHEN EXTENT DECREASED &
SECTION OF EXISTING WALL
RETAINED
- 8


EXISTING ROOF HEIGHT RETAINED
- 9

NEW SECTION OF ROOF
RE-CONFIGURED
- 10

WINDOW CONFIGURATION UPDATED



LOCATION MAP
NTS



LOCATION MAP
NTS

60 HUDSON PRD, AVALON BEACH, NSW 2170
ALTERATIONS & ADDITIONS TO EXISTING RESIDENCE

ARCHITECTURAL DRAWING LIST	
DWG NO.	TITLE
DA_000	COVER SHEET
DA_001	BASIX COMMITMENTS
DA_002	SITE ANALYSIS PLAN
DA_003	SITE PLAN
DA_004	DEMOLITION PLANS _ LOWER GROUND + GROUND FLOOR
DA_005	DEMOLITION PLANS _ LEVEL 01 + ROOF
DA_100	PROPOSED LOWER GROUND FLOOR PLAN
DA_101	PROPOSED GROUND FLOOR PLAN
DA_102	PROPOSED FIRST FLOOR PLAN
DA_103	PROPOSED ROOF PLAN
DA_112	CUT AND FILL PLAN
DA_200	EAST + WEST ELEVATIONS
DA_201	NORTH + SOUTH ELEVATIONS
DA_210	LONGITUDINAL SECTION
DA_211	CROSS SECTIONS
DA_301	SHADOW DIAGRAMS - SUN'S EYE VIEW
DA_302	SHADOW DIAGRAMS - SUN'S EYE VIEW
DA_400	CALCULATIONS - LANDSCAPE AREAS
DA_500	SCHEDULE OF COLOURS AND MATERIALS


NOTES

THIS DRAWING IS PART OF A SET AND SHOULD BE READ IN CONJUNCTION WITH ALL OTHER DOCUMENTS. VERIFY ALL DIMENSIONS ON SITE PRIOR TO COMMENCING CONSTRUCTION OR FABRICATION. REPORT ANY DISCREPANCIES TO THE ARCHITECT FOR VERIFICATION.

DO NOT SCALE DRAWINGS. FIGURED DIMENSIONS TAKE PRECEDENCE OVER SCALED DIMENSIONS. THIS DRAWING AND THE DESIGNS CONTAINED HEREIN ARE PROTECTED BY COPYRIGHT. THE ARCHITECT GRANTS THE COPYRIGHT LICENCE ONLY FOR THE SPECIFIC PROJECT, AND FOR THE PURPOSE SHOWN AT "STATUS."

REVISION SCHEDULE			
Rev.	Date	Issued By	Revision Notes
A	27/9/22	AH	DEVELOPMENT APPLICATION
B	23/6/23	RE	REVISED DA APPLICATION
C	28/8/23	SH	REVISED DA APPLICATION

LEGEND / KEY



Project:
ALTS & ADS TO EXISTING HOUSE
60 HUDSON PDE, CLAREVILLE NSW 2107

Client:
OLIVER & NICOLA HARTLEY

Drawing Name:
COVER SHEET

Job Number:
2130

Scale:
NTS

Plot Date:
28/8/23

Drawing Status:
DA

Drawing No:
DA_000

Job Number:
2130

Scale:
NTS

Plot Date:
28/8/23

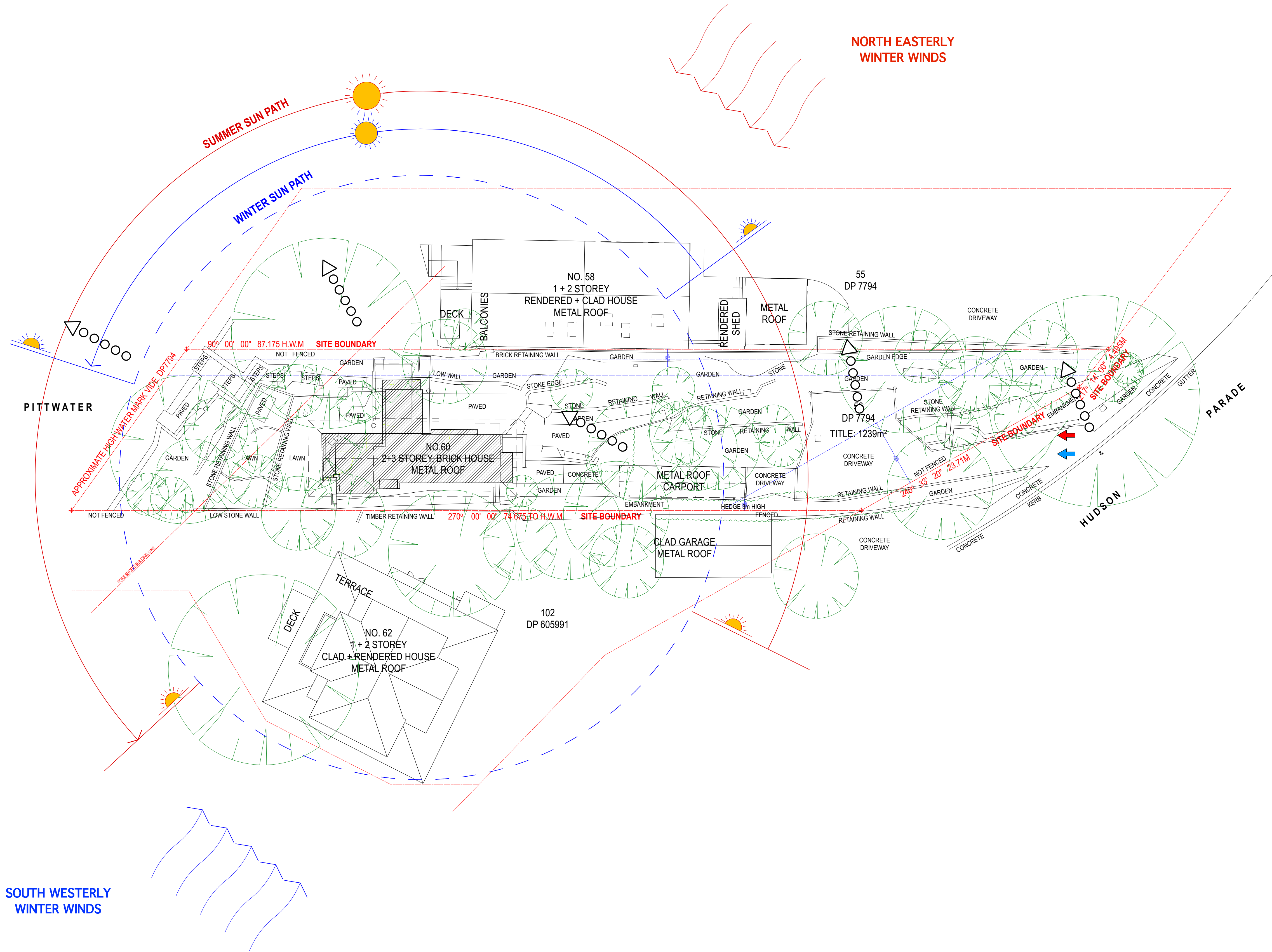
Drawing Status:
DA

Drawing No:
DA_000

Drawn By:
LR

Revision:
C

nominated architect: Dominic Bennett 7365 (NSW)



NOTES

THIS DRAWING IS PART OF A SET AND SHOULD BE READ IN CONJUNCTION WITH ALL OTHER DOCUMENTS. VERIFY ALL DIMENSIONS ON SITE PRIOR TO COMMENCING CONSTRUCTION OR FABRICATION. REPORT ANY DISCREPANCIES TO THE ARCHITECT FOR VERIFICATION.

DO NOT SCALE DRAWINGS. FIGURED DIMENSIONS TAKE PRECEDENCE OVER SCALED DIMENSIONS. THIS DRAWING AND THE DESIGNS CONTAINED HEREIN ARE PROTECTED BY COPYRIGHT. THE ARCHITECT GRANTS THE COPYRIGHT LICENCE ONLY FOR THE SPECIFIC PROJECT, AND FOR THE PURPOSE SHOWN AT "STATUS."

REVISION SCHEDULE			
Rev.	Date	Issued By	Revision Notes
A	27/9/22	AH	DEVELOPMENT APPLICATION
B	28/8/23	SH	REVISED DA APPLICATION

LEGEND / KEY	
	EXISTING LANDSCAPED AREA
	EXISTING DEVELOPMENT
	BOUNDARY
	DRIVEWAY ACCESS
	PEDESTRIAN ACCESS
	VIEW



Project:
ALTS & ADS TO EXISTING HOUSE
60 HUDSON PDE, CLAREVILLE NSW 2107

Client:
OLIVER & NICOLA HARTLEY

Drawing Name:
SITE ANALYSIS PLAN

Job Number:
2130

Scale:
1:200

Plot Date:
28/8/23

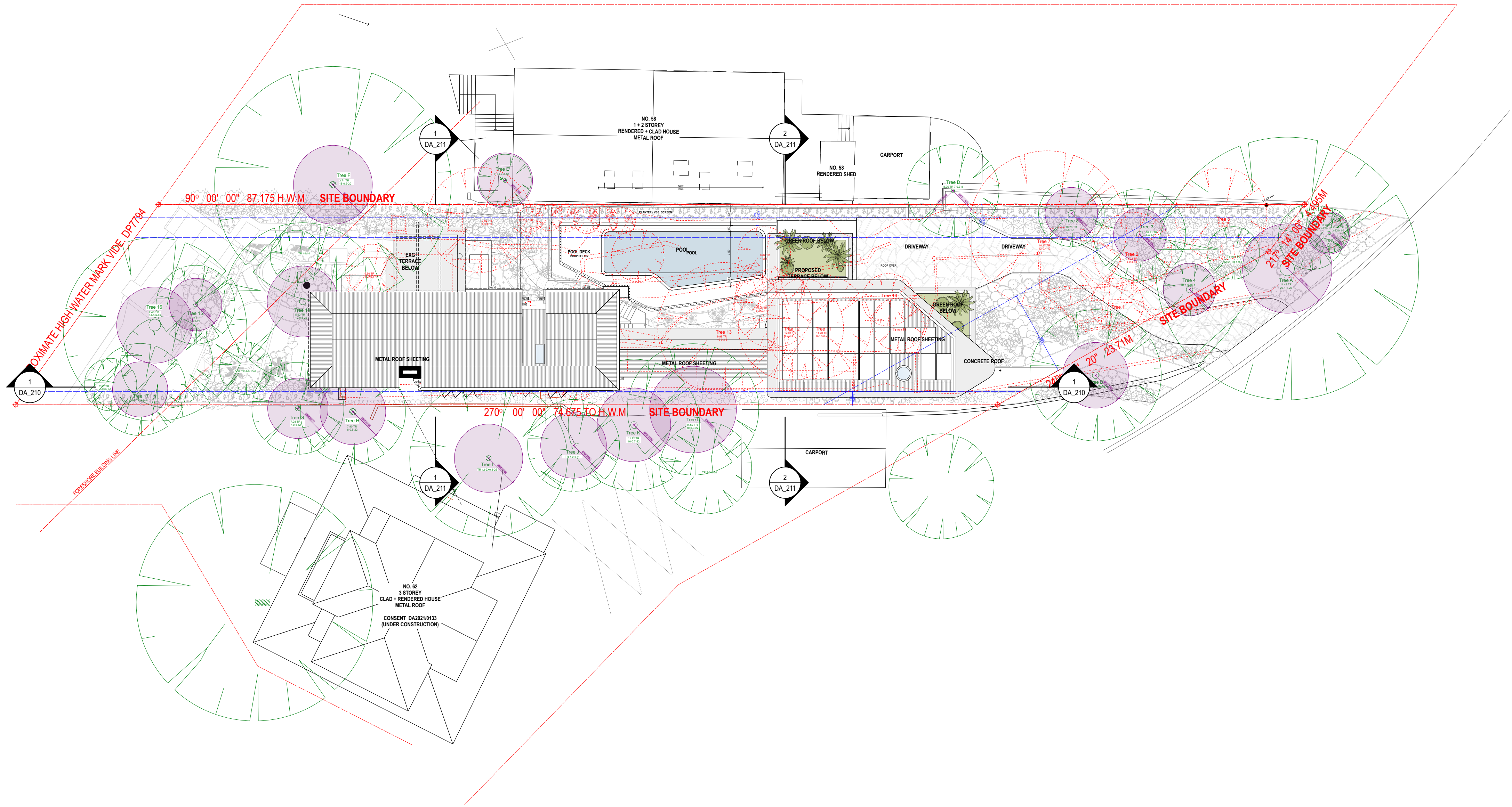
Drawing Status:
DA

Drawing No:
DA_002

Drawn By:
LR

Revision:
B

nominated architect: Dominic Bennett 7365 (NSW)



NOTES

THIS DRAWING IS PART OF A SET AND SHOULD BE READ IN CONJUNCTION WITH ALL OTHER DOCUMENTS. VERIFY ALL DIMENSIONS ON SITE PRIOR TO COMMENCING CONSTRUCTION OR FABRICATION. REPORT ANY DISCREPANCIES TO THE ARCHITECT FOR VERIFICATION.

DO NOT SCALE DRAWINGS. FIGURED DIMENSIONS TAKE PRECEDENCE OVER SCALED DIMENSIONS. THIS DRAWING AND THE DESIGNS CONTAINED HEREIN ARE PROTECTED BY COPYRIGHT. THE ARCHITECT GRANTS THE COPYRIGHT LICENCE ONLY FOR THE SPECIFIC PROJECT, AND FOR THE PURPOSE SHOWN AT "STATUS."

REVISION SCHEDULE			
Rev.	Date	Issued By	Revision Notes
A	27/9/22	AH	DEVELOPMENT APPLICATION
B	23/6/23	RE	REVISED DA APPLICATION
C	28/8/23	SH	REVISED DA APPLICATION

- LEGEND / KEY
- - - DEMOLISHED
 - - - SETBACK
 - DEMOLISHED TREE
 - EXISTING TREE



Project:
ALTS & ADS TO EXISTING HOUSE
60 HUDSON PDE, CLAREVILLE NSW 2107

Client:
OLIVER & NICOLA HARTLEY

Drawing Name:
SITE PLAN

Job Number:
2130

Scale:
1:200

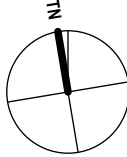
Plot Date:
28/8/23

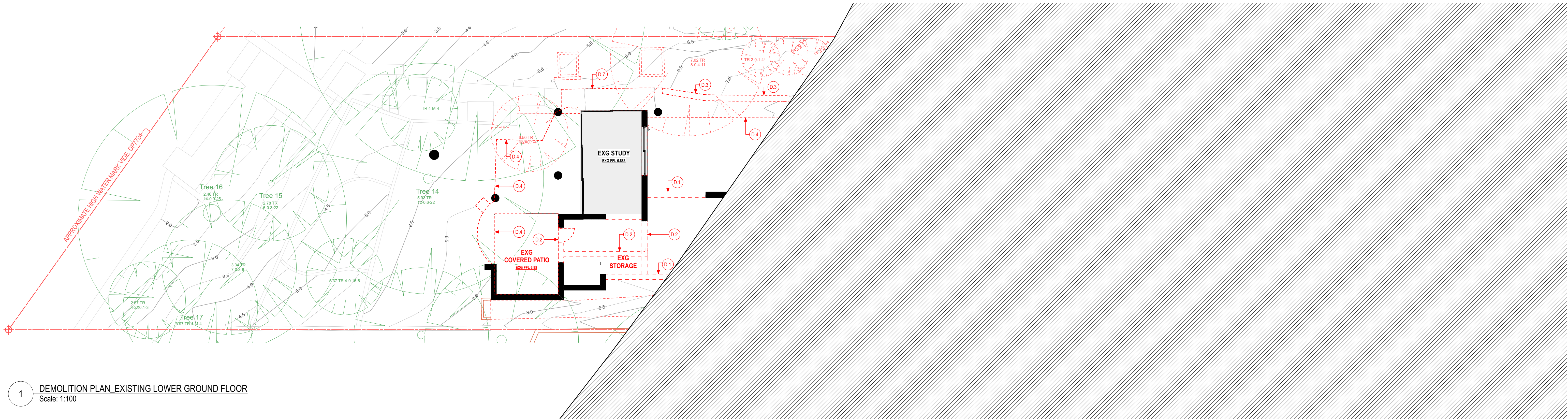
Drawing Status:
DA

Drawing No:
DA_003

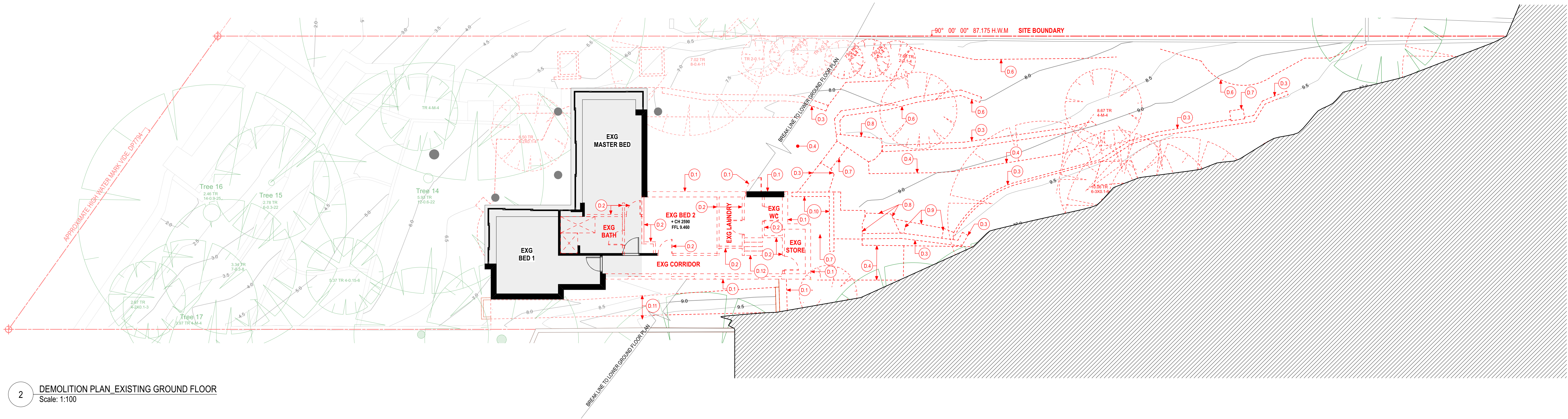
Drawn By:
LR

Revision:
C





1 DEMOLITION PLAN_EXISTING LOWER GROUND FLOOR
Scale: 1:100



2 DEMOLITION PLAN_EXISTING GROUND FLOOR
Scale: 1:100

DEMOLITION NOTES

1. DEMOLISH EXG EXTERNAL WALL AND ALL OPENINGS. EXTENT AS SHOWN ON DEMOLITION PLAN
2. DEMOLISH EXG INTERNAL WALL AND ALL OPENINGS. EXTENT AS SHOWN ON DEMOLITION PLAN
3. DEMOLISH EXG RETAINING WALL
4. DEMOLISH EXG PAVED TERRACED EXISTING PAVED LANDSCAPING
5. N/A
6. DEMOLISH EXG LOW HEIGHT GARDEN EDGE
7. DEMOLISH EXG EXTERNAL STAIRS
8. EXCAVATE EXISTING ROCK
9. DEMOLISH EXG BBQ AND ALL HOUSING
10. DEMOLISH EXG LOW HEIGHT WALL
11. DEMOLISH EXG DISH DRAIN
12. DEMOLISH EXG INTERNAL STAIR



NOTES

THIS DRAWING IS PART OF A SET AND SHOULD BE READ IN CONJUNCTION WITH ALL OTHER DOCUMENTS. VERIFY ALL DIMENSIONS ON SITE PRIOR TO COMMENCING CONSTRUCTION OR FABRICATION. REPORT ANY DISCREPANCIES TO THE ARCHITECT FOR VERIFICATION.

DO NOT SCALE DRAWINGS. FIGURED DIMENSIONS TAKE PRECEDENCE OVER SCALED DIMENSIONS. THIS DRAWING AND THE DESIGNS CONTAINED HEREIN ARE PROTECTED BY COPYRIGHT. THE ARCHITECT GRANTS THE COPYRIGHT LICENCE ONLY FOR THE SPECIFIC PROJECT, AND FOR THE PURPOSE SHOWN AT "STATUS."

REVISION SCHEDULE

Rev.	Date	Issued By	Revision Notes
A	27/9/22	AH	DEVELOPMENT APPLICATION
B	23/6/23	RE	REVISED DA APPLICATION
C	28/8/23	SH	REVISED DA APPLICATION

LEGEND / KEY

	EXISTING WALL
	DEMOLISHED WALL



Suite 404, 1 Chandos Street, St Leonards, NSW 2065 ph.(02) 9043 9968 e.info@bennettmurada.com.au

Project:
ALTS & ADS TO EXISTING HOUSE
60 HUDSON PDE, CLAREVILLE NSW 2107

Client:
OLIVER & NICOLA HARTLEY

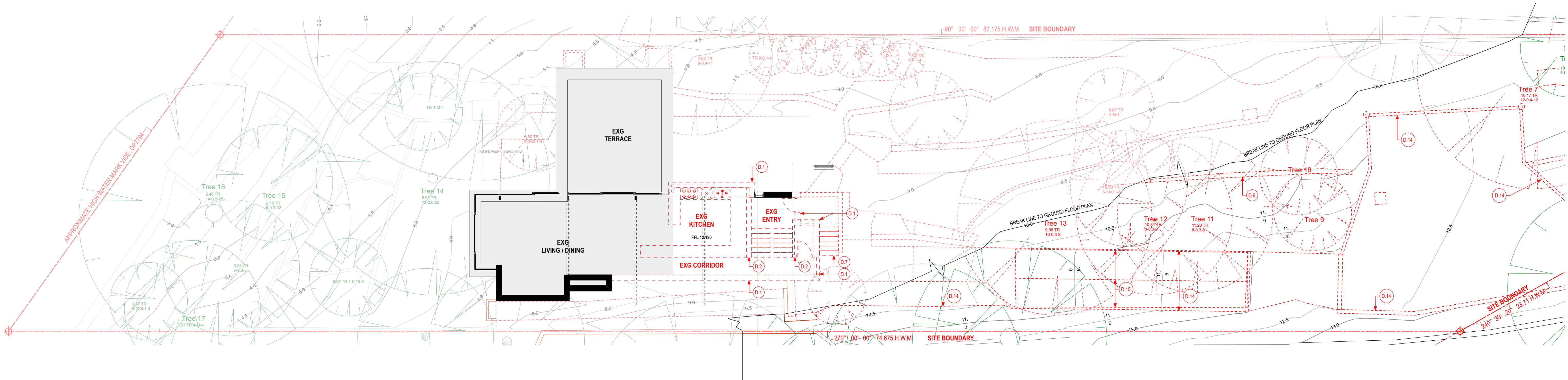
Drawing Name:
DEMOLITION PLANS - LOWER GROUND + GROUND

Job Number:
2130
Scale:
1:100
Plot Date:
28/8/23

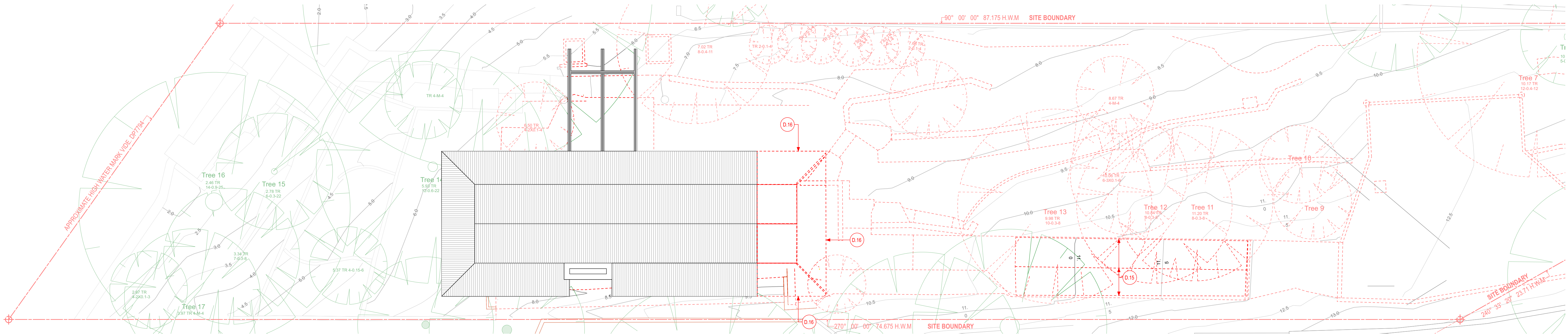
Drawing Status:
DA
Drawing No:
DA_004

Drawn By:
LR
Revision:
C

nominated architect: Dominic Bennett 7365 (NSW)



1 DEMOLITION PLAN_EXISTING FIRST FLOOR
Scale: 1:100



2 DEMOLITION PLAN_EXISTING ROOF PLAN
Scale: 1:100

DEMOLITION NOTES

1. DEMOLISH EXG EXTERNAL WALL AND ALL OPENINGS. EXTENT AS SHOWN ON DEMOLITION PLAN
2. DEMOLISH EXG INTERNAL WALL AND ALL OPENINGS. EXTENT AS SHOWN ON DEMOLITION PLAN
3. N/A
4. N/A
5. N/A
6. DEMOLISH EXG LOW HEIGHT GARDEN EDGE
7. DEMOLISH EXG EXTERNAL STAIRS
8. N/A
9. N/A
10. N/A
11. N/A
12. N/A
13. N/A
14. DEMOLISH EXG CONCRETE DRIVEWAY AND PATH
15. DEMOLISH EXG CARPORT ROOF STRUCTURE
16. DEMOLISH PORTION OF METAL ROOF



NOTES

THIS DRAWING IS PART OF A SET AND SHOULD BE READ IN CONJUNCTION WITH ALL OTHER DOCUMENTS. VERIFY ALL DIMENSIONS ON SITE PRIOR TO COMMENCING CONSTRUCTION OR FABRICATION. REPORT ANY DISCREPANCIES TO THE ARCHITECT FOR VERIFICATION.

DO NOT SCALE DRAWINGS. FIGURED DIMENSIONS TAKE PRECEDENCE OVER SCALED DIMENSIONS. THIS DRAWING AND THE DESIGNS CONTAINED HEREIN ARE PROTECTED BY COPYRIGHT. THE ARCHITECT GRANTS THE COPYRIGHT LICENCE ONLY FOR THE SPECIFIC PROJECT, AND FOR THE PURPOSE SHOWN AT "STATUS."

REVISION SCHEDULE

Rev.	Date	Issued By	Revision Notes
A	27/9/22	AH	DEVELOPMENT APPLICATION
B	23/6/23	RE	REVISED DA APPLICATION
C	28/8/23	SH	REVISED DA APPLICATION

LEGEND / KEY

	EXISTING WALL
	DEMOLISHED WALL



Suite 404, 1 Chandos Street, St Leonards, NSW 2065 ph.(02) 9043 9968 e.info@bennettmurada.com.au

Project:
ALTS & ADS TO EXISTING HOUSE
60 HUDSON PDE, CLAREVILLE NSW 2107

Client:
OLIVER & NICOLA HARTLEY

Drawing Name:
DEMOLITION PLANS - LEVEL 01 + ROOF

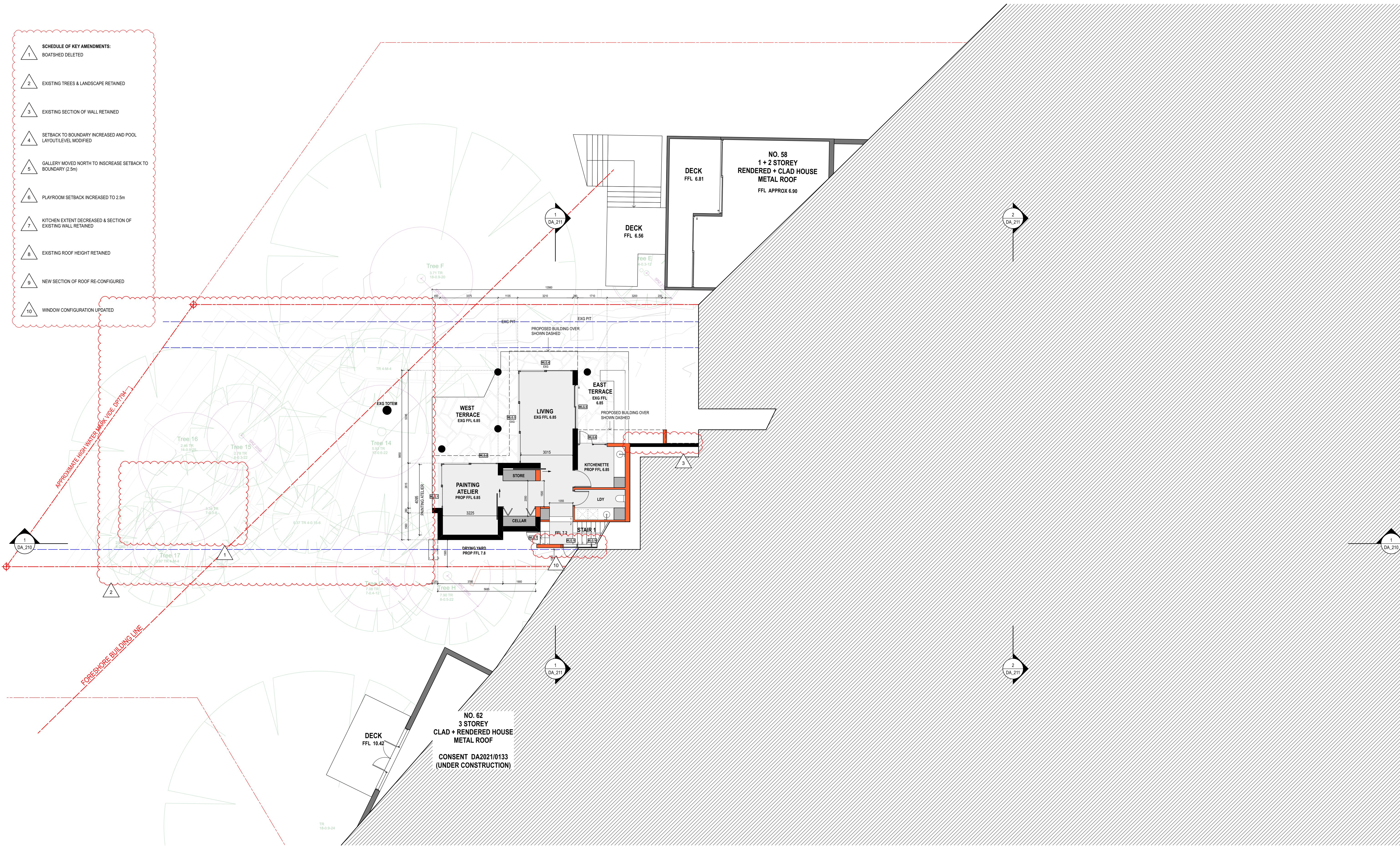
Job Number:
2130
Scale:
1:100
Plot Date:
28/8/23

Drawing Status:
DA
Drawing No:
DA_005

Drawn By:
LR
Revision:
C

nominated architect: Dominic Bennett 7365 (NSW)

- SCHEDULE OF KEY AMENDMENTS:**
- BOATSHED DELETED
 - EXISTING TREES & LANDSCAPE RETAINED
 - EXISTING SECTION OF WALL RETAINED
 - SETBACK TO BOUNDARY INCREASED AND POOL LAYOUT/LEVEL MODIFIED
 - GALLERY MOVED NORTH TO INCREASE SETBACK TO BOUNDARY (2.5m)
 - PLAYROOM SETBACK INCREASED TO 2.5m
 - KITCHEN EXTENT DECREASED & SECTION OF EXISTING WALL RETAINED
 - EXISTING ROOF HEIGHT RETAINED
 - NEW SECTION OF ROOF RE-CONFIGURED
 - WINDOW CONFIGURATION UPDATED



NOTES

THIS DRAWING IS PART OF A SET AND SHOULD BE READ IN CONJUNCTION WITH ALL OTHER DOCUMENTS. VERIFY ALL DIMENSIONS ON SITE PRIOR TO COMMENCING CONSTRUCTION OR FABRICATION. REPORT ANY DISCREPANCIES TO THE ARCHITECT FOR VERIFICATION.

DO NOT SCALE DRAWINGS. FIGURED DIMENSIONS TAKE PRECEDENCE OVER SCALED DIMENSIONS. THIS DRAWING AND THE DESIGNS CONTAINED HEREIN ARE PROTECTED BY COPYRIGHT. THE ARCHITECT GRANTS THE COPYRIGHT LICENCE ONLY FOR THE SPECIFIC PROJECT, AND FOR THE PURPOSE SHOWN AT "STATUS."

Rev.	Date	Issued By	Revision Notes
A	27/9/22	AH	DEVELOPMENT APPLICATION
B	23/6/23	RE	REVISED DA APPLICATION
C	28/8/23	SH	REVISED DA APPLICATION

LEGEND / KEY
EXISTING WALL
NEW WALL
EXISTING TREE

AWN	AWNING
BDY	BOUNDARY
BAL 1.2...	BALUSTRADE TYPE 1.2...
BLK 1.2...	BLOCKWORK TYPE 1.2...
BRK 1.2...	BRICKWORK TYPE 1.2...
BG	BOX GUTTER
BF	BIFOLDING
BR	BRICK FINISH
BY	BALCONY
CLA 1.2...	CLADDING TYPE 1.2...
CONC 1.2...	CONCRETE FINISH TYPE 1.2...
DP	DOWNPIPE
EXG	EXISTING

EG	EAVES GUTTER
FAC	FASCIA
FB1.2...	FACE BRICK TYPE 1.2...
FC	FIBRE CEMENT CLADDING
FFL	FINISHED FLOOR LEVEL
FNC1.2...	FENCE TYPE 1.2...
FNCIP	POOL FENCE
FP	FIXED PANEL
GDR	GARAGE DOOR
GTP	POOL GATE
HP	HIGH POINT
HR1.2...	HANDRAIL TYPE 1.2...
LP	LOW POINT

MB	MAILBOX
MRS	METAL ROOF SHEETING
PAR	PARAPET
PF	PAINT FINISH
PT	PLANTER
RWH	RAINWATER HEAD
RWT	RAINWATER TANK
SCM1.2...	SCREEN TYPE 1.2...
SKL	SKYLIGHT
SL	SLIDING
STC	STONE CLADDING
T	TIMBER
TD	TIMBER DOOR

TP	TIMBER POST
TR	TREE
TW	TIMBER FRAMED WINDOW

TP	TIMBER POST
TR	TREE
TW	TIMBER FRAMED WINDOW

TP	TIMBER POST
TR	TREE
TW	TIMBER FRAMED WINDOW

TP	TIMBER POST
TR	TREE
TW	TIMBER FRAMED WINDOW

TP	TIMBER POST
TR	TREE
TW	TIMBER FRAMED WINDOW

TP	TIMBER POST
TR	TREE
TW	TIMBER FRAMED WINDOW

TP	TIMBER POST
TR	TREE
TW	TIMBER FRAMED WINDOW

TP	TIMBER POST
TR	TREE
TW	TIMBER FRAMED WINDOW

TP	TIMBER POST
TR	TREE
TW	TIMBER FRAMED WINDOW

TP	TIMBER POST
TR	TREE
TW	TIMBER FRAMED WINDOW

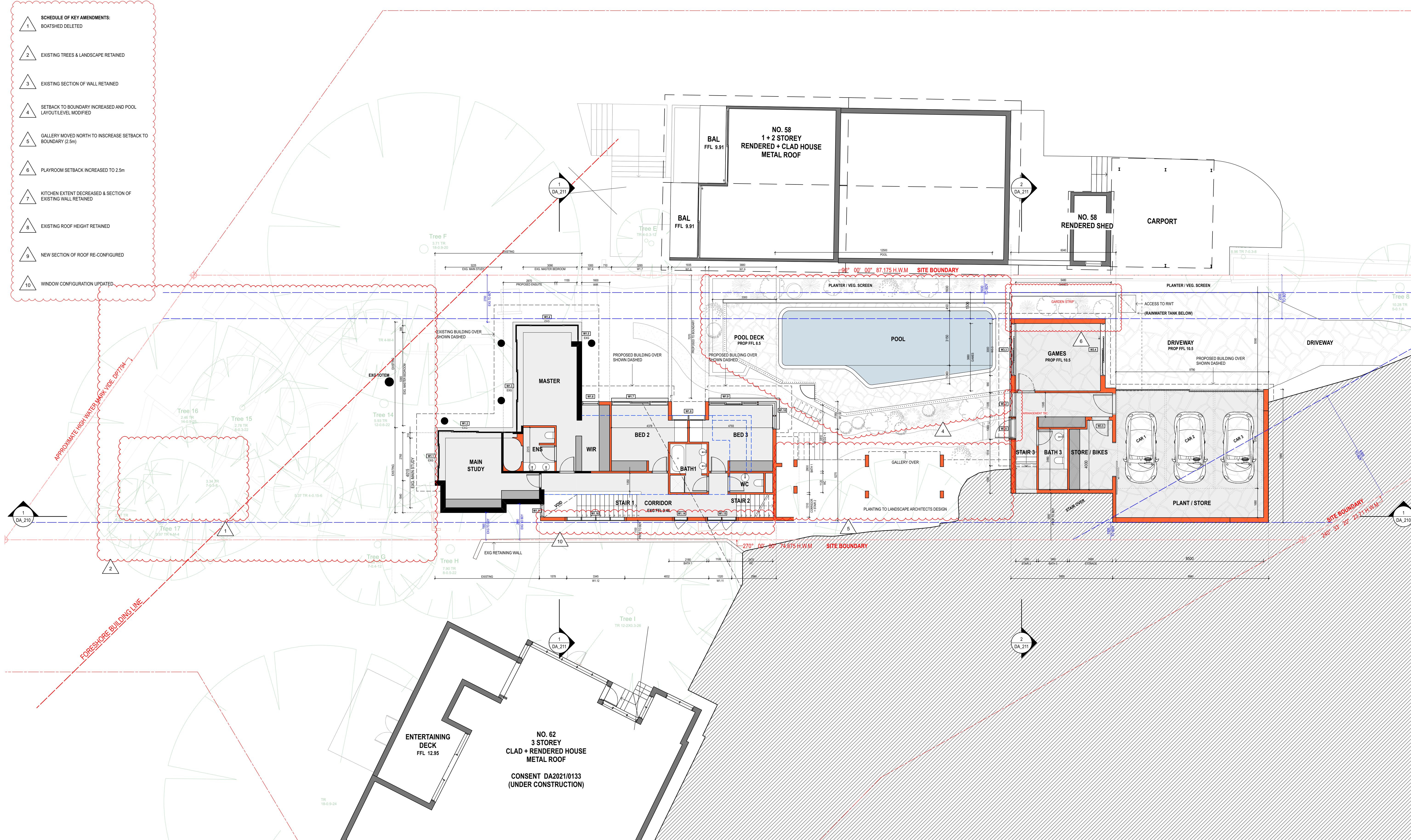
TP	TIMBER POST
TR	TREE
TW	TIMBER FRAMED WINDOW

TP	TIMBER POST
TR	TREE
TW	TIMBER FRAMED WINDOW

TP	TIMBER POST
TR	TREE
TW	TIMBER FRAMED WINDOW

TP	TIMBER POST
TR	TREE
TW	TIMBER FRAMED WINDOW

- SCHEDULE OF KEY AMENDMENTS:**
- 1 BOATSHED DELETED
 - 2 EXISTING TREES & LANDSCAPE RETAINED
 - 3 EXISTING SECTION OF WALL RETAINED
 - 4 SETBACK TO BOUNDARY INCREASED AND POOL LAYOUT/LEVEL MODIFIED
 - 5 GALLERY MOVED NORTH TO INCREASE SETBACK TO BOUNDARY (2.5m)
 - 6 PLAYROOM SETBACK INCREASED TO 2.5m
 - 7 KITCHEN EXTENT DECREASED & SECTION OF EXISTING WALL RETAINED
 - 8 EXISTING ROOF HEIGHT RETAINED
 - 9 NEW SECTION OF ROOF RE-CONFIGURED
 - 10 WINDOW CONFIGURATION UPDATED

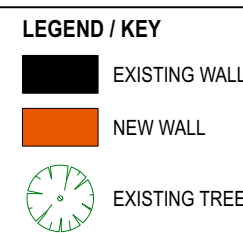


NOTES

THIS DRAWING IS PART OF A SET AND SHOULD BE READ IN CONJUNCTION WITH ALL OTHER DOCUMENTS. VERIFY ALL DIMENSIONS ON SITE PRIOR TO COMMENCING CONSTRUCTION OR FABRICATION. REPORT ANY DISCREPANCIES TO THE ARCHITECT FOR VERIFICATION.

DO NOT SCALE DRAWINGS. FIGURED DIMENSIONS TAKE PRECEDENCE OVER SCALED DIMENSIONS. THIS DRAWING AND THE DESIGNS CONTAINED HEREIN ARE PROTECTED BY COPYRIGHT. THE ARCHITECT GRANTS THE COPYRIGHT LICENCE ONLY FOR THE SPECIFIC PROJECT, AND FOR THE PURPOSE SHOWN AT "STATUS."

REVISION SCHEDULE			
Rev.	Date	Issued By	Revision Notes
A	27/9/22	AH	DEVELOPMENT APPLICATION
B	23/6/23	RE	REVISED DA APPLICATION
C	28/8/23	SH	REVISED DA APPLICATION



AWN AWNING
BDY BOUNDARY
BAL 1.2... BALUSTRADE TYPE 1.2...
BLK 1.2... BLOCKWORK TYPE 1.2...
BRK 1.2... BRICKWORK TYPE 1.2...
BG BOX GUTTER
BF BIFOLDING
BR BRICK FINISH
BY BALCONY
CL 1.2... CLADDING TYPE 1.2...
CONC 1.2... CONCRETE FINISH TYPE 1.2...
DP DOWNPIPE
EXG EXISTING

EG EAVES GUTTER
FAC FASCIA
FB1.2... FACE BRICK TYPE 1.2...
FC FIBRE CEMENT CLADDING
FFL FINISHED FLOOR LEVEL
FNC1.2... FENCE TYPE 1.2...
FNC1P POOL FENCE
FP FIXED PANEL
GDR GARAGE DOOR
GTP POOL GATE
HP HIGH POINT
HR1.2... HANDRAIL TYPE 1.2...
LP LOW POINT

MAILBOX METAL ROOF SHEETING
PAR PARAPET
PF PAINT FINISH
PT PLANTER
RWH RAINWATER HEAD
RWT RAINWATER TANK
SCM1.2... SCREEN TYPE 1.2...
SKL SKYLIGHT
SL SLIDING
STC STONE CLADDING
T TIMBER
TD TIMBER DOOR

TP TIMBER POST
TR TREE
TW TIMBER FRAMED WINDOW



Project:
ALTS & ADS TO EXISTING HOUSE
60 HUDSON PDE, CLAREVILLE NSW 2107

Client:
OLIVER & NICOLA HARTLEY

Drawing Name:
PROPOSED GROUND FLOOR PLAN

Job Number:
2130

Scale:
1:100

Plot Date:
28/8/23

Drawing Status:
DA

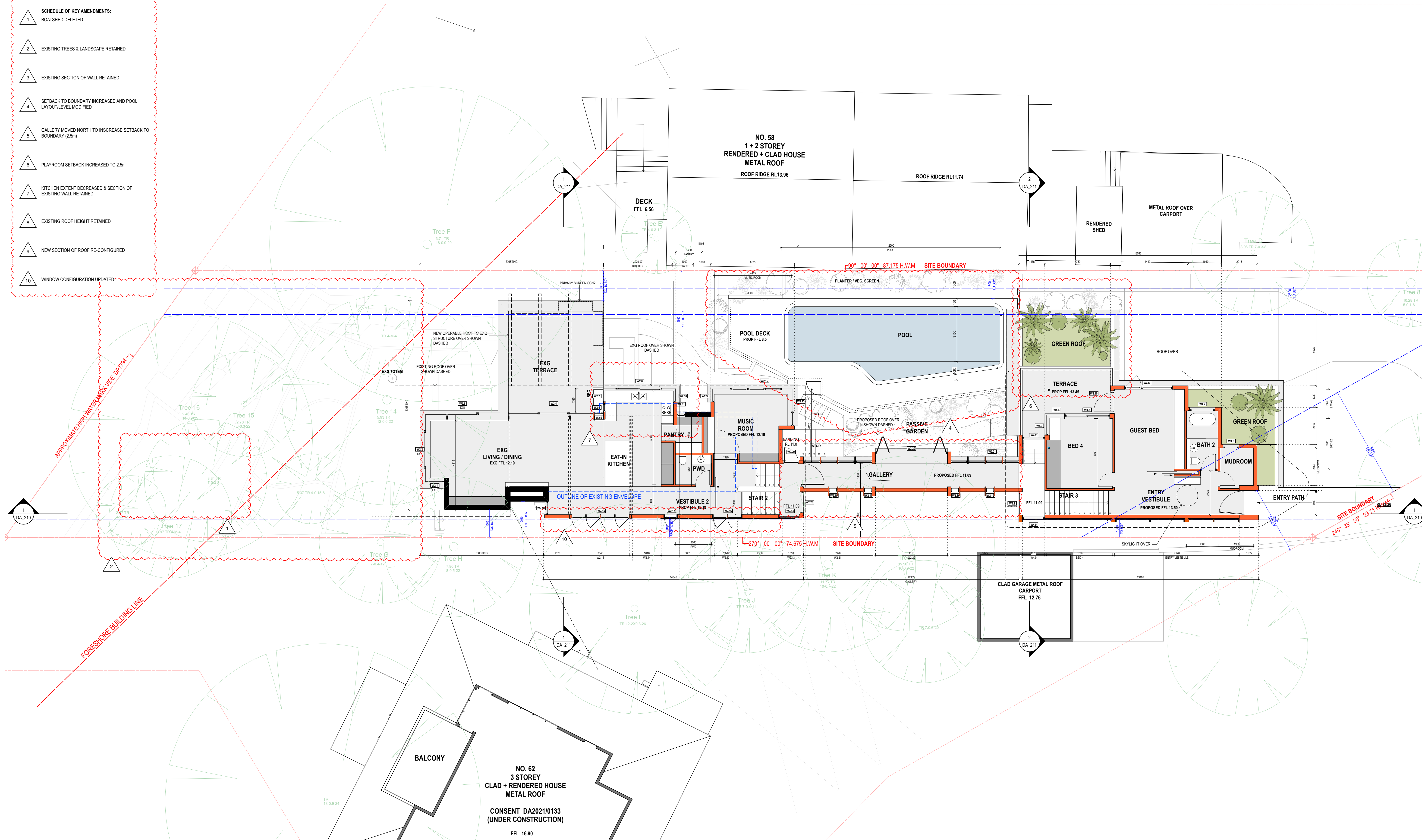
Drawing No:
DA_101

Drawn By:
LR

Revision:
C

nominated architect: Dominic Bennett 7365 (NSW)

- SCHEDULE OF KEY AMENDMENTS:**
- 1 BOATSHED DELETED
 - 2 EXISTING TREES & LANDSCAPE RETAINED
 - 3 EXISTING SECTION OF WALL RETAINED
 - 4 SETBACK TO BOUNDARY INCREASED AND POOL LAYOUT/LEVEL MODIFIED
 - 5 GALLERY MOVED NORTH TO INCREASE SETBACK TO BOUNDARY (2.5m)
 - 6 PLAYROOM SETBACK INCREASED TO 2.5m
 - 7 KITCHEN EXTENT DECREASED & SECTION OF EXISTING WALL RETAINED
 - 8 EXISTING ROOF HEIGHT RETAINED
 - 9 NEW SECTION OF ROOF RE-CONFIGURED
 - 10 WINDOW CONFIGURATION UPDATED

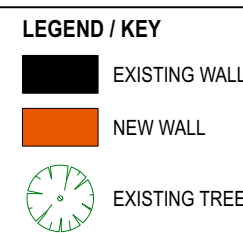


NOTES

THIS DRAWING IS PART OF A SET AND SHOULD BE READ IN CONJUNCTION WITH ALL OTHER DOCUMENTS. VERIFY ALL DIMENSIONS ON SITE PRIOR TO COMMENCING CONSTRUCTION OR FABRICATION. REPORT ANY DISCREPANCIES TO THE ARCHITECT FOR VERIFICATION.

DO NOT SCALE DRAWINGS. FIGURED DIMENSIONS TAKE PRECEDENCE OVER SCALED DIMENSIONS. THIS DRAWING AND THE DESIGNS CONTAINED HEREIN ARE PROTECTED BY COPYRIGHT. THE ARCHITECT GRANTS THE COPYRIGHT LICENCE ONLY FOR THE SPECIFIC PROJECT, AND FOR THE PURPOSE SHOWN AT "STATUS."

REVISION SCHEDULE			
Rev.	Date	Issued By	Revision Notes
A	27/9/22	AH	DEVELOPMENT APPLICATION
B	23/6/23	RE	REVISED DA APPLICATION
C	28/8/23	SH	REVISED DA APPLICATION



AWN
BDY
BAL 1.2...
BLK 1.2...
BRK 1.2...
BG
BF
BR
BY
CLA 1.2...
CONC 1.2...
DP
EXG

AWN
BOUNDARY
BALUSTRADE TYPE 1.2...
BLOCWORK TYPE 1.2...
BRICKWORK TYPE 1.2...
BOX GUTTER
BIFOLDING
BRICK FINISH
BALCONY
CLADDING TYPE 1.2...
CONCRETE FINISH TYPE 1.2...
DOWNPIPE
EXISTING

EG
FAC
FB1.2...
FC
FFL
FNC1.2...
FNC/P
FP
GDR
GTP
HP
HR1.2...
LP

EAVES GUTTER
FASCIA
FACE BRICK TYPE 1.2...
FIBRE CEMENT CLADDING
FINISHED FLOOR LEVEL
FENCE TYPE 1.2...
POOL FENCE
FIXED PANEL
GARAGE DOOR
POOL GATE
HIGH POINT
HANDRAIL TYPE 1.2...
LOW POINT

MB
MRS
PAR
PF
PT
RWH
RWT
SCM1.2...
SKL
SL
STC
T
TD

MAILBOX
METAL ROOF SHEETING
PARAPET
PAINT FINISH
PLANTER
RAINWATER HEAD
RAINWATER TANK
SCREEN TYPE 1.2...
SKYLIGHT
SLIDING
STONE CLADDING
TIMBER
TIMBER DOOR

TP
TR
TW

TIMBER POST
TREE
TIMBER FRAMED WINDOW

Project:
ALTS & ADS TO EXISTING HOUSE
60 HUDSON PDE, CLAREVILLE NSW 2107

Client:
OLIVER & NICOLA HARTLEY

Drawing Name:
PROPOSED FIRST FLOOR PLAN

Job Number:
2130

Scale:
1:100

Plot Date:
28/8/23

Drawing Status:
DA

Drawing No:
DA_102

Drawn By:
LR

Revision:
C

nominated architect: Dominic Bennett 7365 (NSW)



Suite 404, 1 Chandos Street, St Leonards, NSW 2065 ph.(02) 9043 9968 e.info@bennettmurada.com.au

- SCHEDULE OF KEY AMENDMENTS:**
- BOATSHED DELETED
 - EXISTING TREES & LANDSCAPE RETAINED
 - EXISTING SECTION OF WALL RETAINED
 - SETBACK TO BOUNDARY INCREASED AND POOL LAYOUT/LEVEL MODIFIED
 - GALLERY MOVED NORTH TO INCREASE SETBACK TO BOUNDARY (2.5m)
 - PLAYROOM SETBACK INCREASED TO 2.5m
 - KITCHEN EXTENT DECREASED & SECTION OF EXISTING WALL RETAINED
 - EXISTING ROOF HEIGHT RETAINED
 - NEW SECTION OF ROOF RE-CONFIGURED
 - WINDOW CONFIGURATION UPDATED

APPROXIMATE HIGH WATER MARK (IDE. DP7184.1)

FORESHORE BUILDING LINE

NO. 62
3 STOREY
CLAD + RENDERED HOUSE
METAL ROOF
CONSENT DA2021/0133
(UNDER CONSTRUCTION)

NO. 58
1 + 2 STOREY
RENDERED + CLAD HOUSE
METAL ROOF

RENDERED SHED

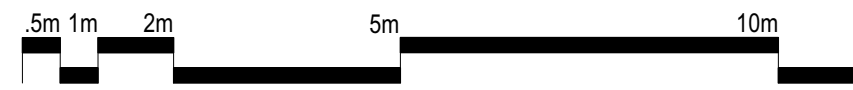
METAL ROOF OVER CARPORT

GREEN ROOF BELOW
PROPOSED TERRACE
BELOW

GREEN ROOF BELOW

CONCRETE ROOF

CLAD GARAGE METAL ROOF
CARPORT



NOTES
THIS DRAWING IS PART OF A SET AND SHOULD BE READ IN CONJUNCTION WITH ALL OTHER DOCUMENTS. VERIFY ALL DIMENSIONS ON SITE PRIOR TO COMMENCING CONSTRUCTION OR FABRICATION. REPORT ANY DISCREPANCIES TO THE ARCHITECT FOR VERIFICATION.

DO NOT SCALE DRAWINGS. FIGURED DIMENSIONS TAKE PRECEDENCE OVER SCALED DIMENSIONS. THIS DRAWING AND THE DESIGNS CONTAINED HEREIN ARE PROTECTED BY COPYRIGHT. THE ARCHITECT GRANTS THE COPYRIGHT LICENCE ONLY FOR THE SPECIFIC PROJECT, AND FOR THE PURPOSE SHOWN AT "STATUS."

Rev.	Date	Issued By	Revision Notes
A	27/9/22	AH	DEVELOPMENT APPLICATION
B	23/6/23	RE	REVISED DA APPLICATION
C	28/8/23	SH	REVISED DA APPLICATION

LEGEND / KEY

AWN
BDY
BAL 1.2...
BLK 1.2...
BRK 1.2...
BG
BF
BR
BY
CLA 1.2...
CONC 1.2...
DP
EXG

AWNING
BOUNDARY
BALUSTRADE TYPE 1.2...
BLOCKWORK TYPE 1.2...
BRICKWORK TYPE 1.2...
BOX GUTTER
BI-FOLDING
BRICK FINISH
BALCONY
CLADDING TYPE 1.2...
CONCRETE FINISH TYPE 1.2...
DOWNPIPE
EXISTING

EG
FAC
FB1.2...
FC
FFL
FNC1.2...
FNCIP
FP
GDR
GTP
HP
HR1.2...
LP

EAVES GUTTER
FASCIA
FACE BRICK TYPE 1.2...
FIBRE CEMENT CLADDING
FINISHED FLOOR LEVEL
FENCE TYPE 1.2...
POOL FENCE
FIXED PANEL
GARAGE DOOR
POOL GATE
HIGH POINT
HANDRAIL TYPE 1.2...
LOW POINT

MB
MRS
PAR
PF
PT
RWH
RWT
SCH1.2...
SKL
SL
STC
T
TD

MAILBOX
METAL ROOF SHEETING
PARAPET
PAINT FINISH
PLANTER
RAINWATER HEAD
RAINWATER TANK
SCREEN TYPE 1.2...
SKYLIGHT
SLIDING
STONE CLADDING
TIMBER
TIMBER DOOR

TP
TR
TW

TIMBER POST
TREE
TIMBER FRAMED WINDOW

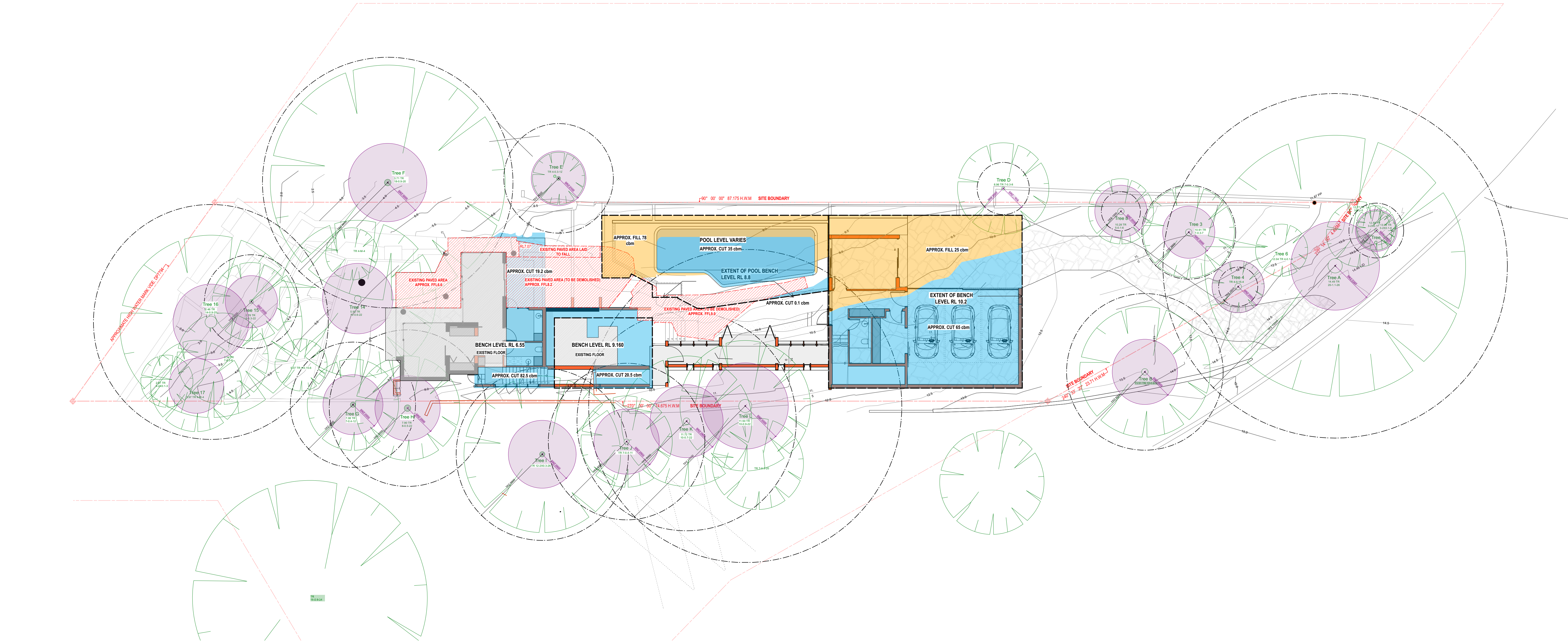


Suite 404, 1 Chandos Street, St Leonards, NSW 2065 ph.(02) 9043 9968 e.info@bennettmurda.com.au

Project:
**ALTS & ADS TO EXISTING HOUSE
60 HUDSON PDE, CLAREVILLE NSW 2107**
Client:
OLIVER & NICOLA HARTLEY
Drawing Name:
PROPOSED ROOF PLAN

Job Number:
2130
Scale:
1:100
Plot Date:
28/8/23
Drawing Status:
DA
Drawing No:
DA_103
Job Number:
2130
Scale:
1:100
Plot Date:
28/8/23
Drawing Status:
DA
Drawing No:
DA_103
Drawn By:
LR
Revision:
C

nominated architect: Dominic Bennett 7365 (NSW)



NOTES
THIS DRAWING IS PART OF A SET AND SHOULD BE READ IN CONJUNCTION WITH ALL OTHER DOCUMENTS. VERIFY ALL DIMENSIONS ON SITE PRIOR TO COMMENCING CONSTRUCTION OR FABRICATION. REPORT ANY DISCREPANCIES TO THE ARCHITECT FOR VERIFICATION.

DO NOT SCALE DRAWINGS. FIGURED DIMENSIONS TAKE PRECEDENCE OVER SCALED DIMENSIONS. THIS DRAWING AND THE DESIGNS CONTAINED HEREIN ARE PROTECTED BY COPYRIGHT. THE ARCHITECT GRANTS THE COPYRIGHT LICENCE ONLY FOR THE SPECIFIC PROJECT, AND FOR THE PURPOSE SHOWN AT "STATUS."

REVISION SCHEDULE			
Rev.	Date	Issued By	Revision Notes
A	27/9/22	AH	DEVELOPMENT APPLICATION
B	23/6/23	RE	REVISED DA APPLICATION
C	28/8/23	SH	REVISED DA APPLICATION

LEGEND / KEY	
	PROPOSED CUT
	PROPOSED FILL
	EXISTING PAVED AREA TO BE REMOVED
	EXISTING FLOOR LEVEL TO BE RETAINED
	TPZ
	SRZ



Project:
ALTS & ADS TO EXISTING HOUSE
60 HUDSON PDE, CLAREVILLE NSW 2107

Client:
OLIVER & NICOLA HARTLEY

Drawing Name:
CUT AND FILL PLAN

Job Number:
2130

Scale:
1:100

Plot Date:
28/8/23

Drawing Status:
DA

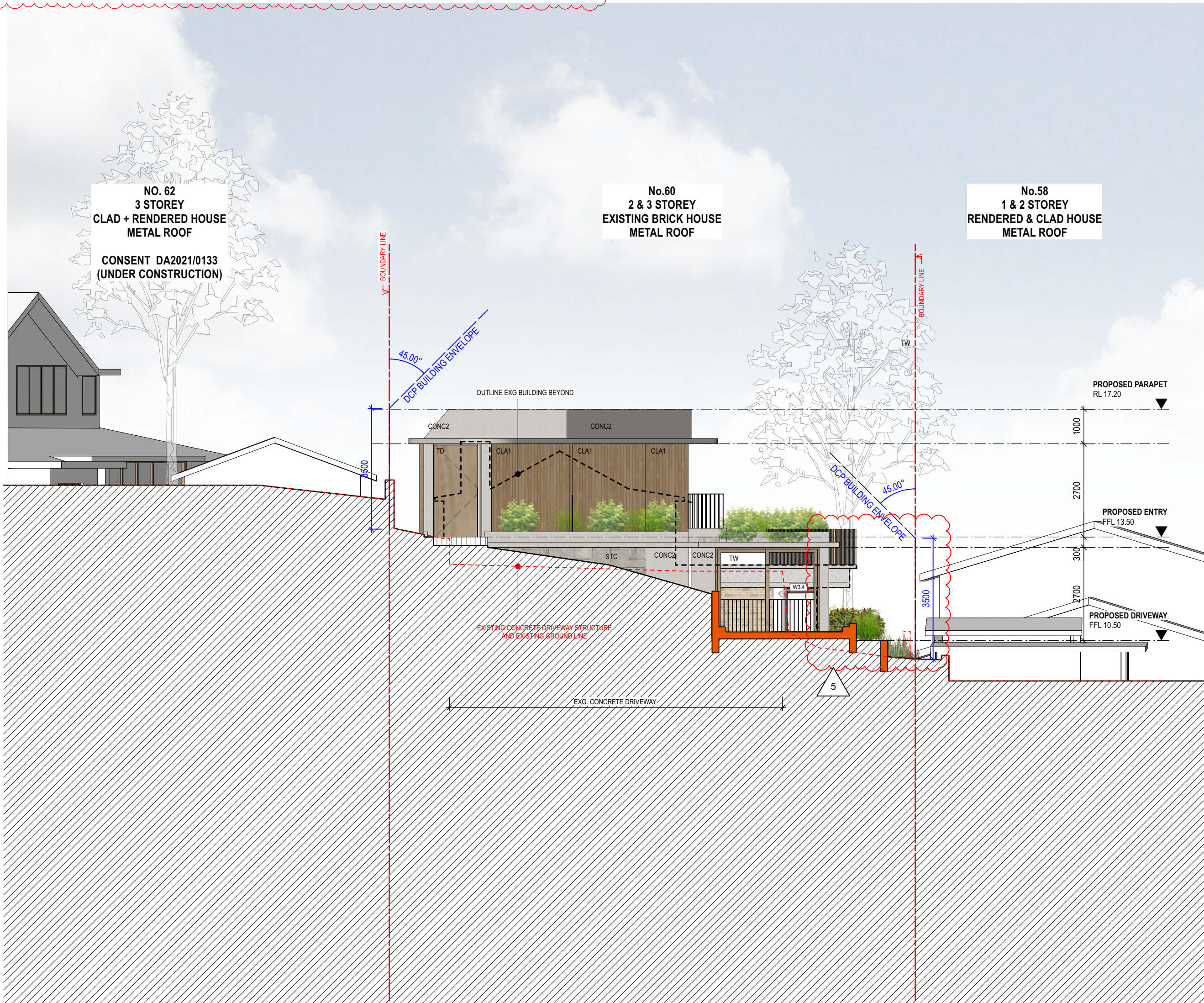
Drawing No:
DA_112

Drawn By:
LR

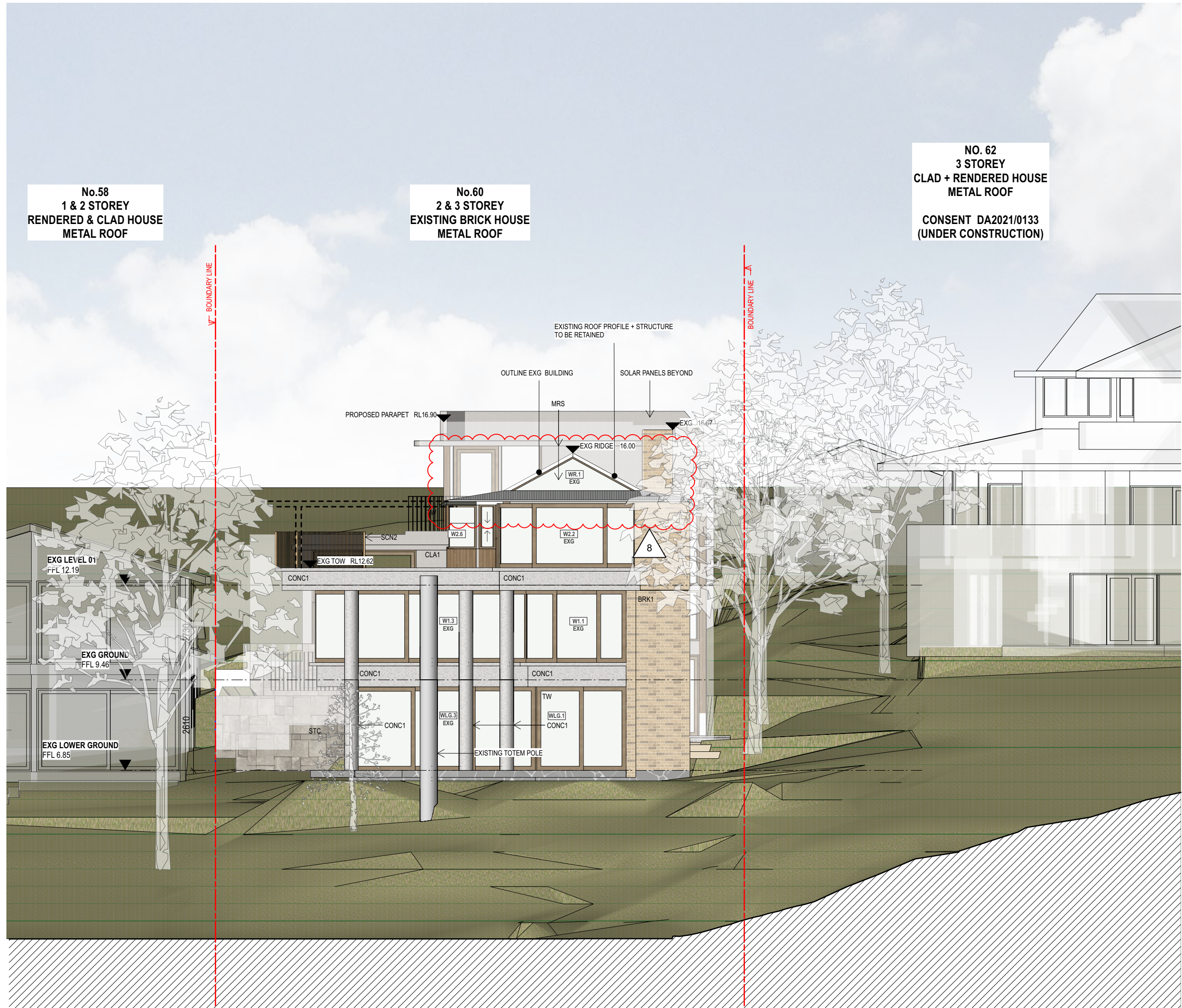
Revision:
C

nominated architect: Dominic Bennett 7365 (NSW)

1	SCHEDULE OF KEY AMENDMENTS: BOATSHED DELETED	6	PLAYROOM SETBACK INCREASED TO 2.5m
2	EXISTING TREES & LANDSCAPE RETAINED	7	KITCHEN EXTENT DECREASED & SECTION OF EXISTING WALL RETAINED
3	EXISTING SECTION OF WALL RETAINED	8	EXISTING ROOF HEIGHT RETAINED
4	SETBACK TO BOUNDARY INCREASED AND POOL LAYOUT/LEVEL MODIFIED	9	NEW SECTION OF ROOF RE-CONFIGURED
5	GALLERY MOVED NORTH TO INCREASE SETBACK TO BOUNDARY (2.5m)	10	WINDOW CONFIGURATION UPDATED



1 East Elevation
Scale: 1:100



2 West Elevation
Scale: 1:100

NOTE: REFER TO LANDSCAPE DRAWINGS FOR LANDSCAPING AND SITE GRADING DETAILS



NOTES
THIS DRAWING IS PART OF A SET AND SHOULD BE READ IN CONJUNCTION WITH ALL OTHER DOCUMENTS. VERIFY ALL DIMENSIONS ON SITE PRIOR TO COMMENCING CONSTRUCTION OR FABRICATION. REPORT ANY DISCREPANCIES TO THE ARCHITECT FOR VERIFICATION.

DO NOT SCALE DRAWINGS. FIGURED DIMENSIONS TAKE PRECEDENCE OVER SCALED DIMENSIONS. THIS DRAWING AND THE DESIGNS CONTAINED HEREIN ARE PROTECTED BY COPYRIGHT. THE ARCHITECT GRANTS THE COPYRIGHT LICENCE ONLY FOR THE SPECIFIC PROJECT, AND FOR THE PURPOSE SHOWN AT "STATUS."

Rev.	Date	Issued By	Revision Notes
A	27/9/22	AH	DEVELOPMENT APPLICATION
B	23/6/23	RE	REVISED DA APPLICATION
C	28/8/23	SH	REVISED DA APPLICATION

LEGEND / KEY	
AWN	AWNING
BDY	BOUNDARY
BAL 1.2...	BALUSTRADE TYPE 1.2...
BLK 1.2...	BLOCKWORK TYPE 1.2...
BRK 1.2...	BRICKWORK TYPE 1.2...
BG	BOX GUTTER
BF	BI-FOLDING
BR	BRICK FINISH
BY	BALCONY
CLA 1.2...	CLADDING TYPE 1.2...
CONC 1.2...	CONCRETE FINISH TYPE 1.2...
DP	DOWNPIPE
EXG	EXISTING
EG	EAVES GUTTER
FAC	FASCIA
FB1.2...	FACE BRICK TYPE 1.2...
FC	FIBRE CEMENT CLADDING
FFL	FINISHED FLOOR LEVEL
FNC1.2...	FENCE TYPE 1.2...
FNCIP	POOL FENCE
FP	FIXED PANEL
GDR	GARAGE DOOR
GTP	POOL GATE
HP	HIGH POINT
HR1.2...	HANDRAIL TYPE 1.2...
LP	LOW POINT

MB	MAILBOX	TP	TIMBER POST
MRS	METAL ROOF SHEETING	TR	TREE
PAR	PARAPET	TW	TIMBER FRAMED WINDOW
PF	PAINT FINISH		
PT	PLANTER		
RWH	RAINWATER HEAD		
RWT	RAINWATER TANK		
SCM1.2...	SCREEN TYPE 1.2...		
SKL	SKYLIGHT		
SL	SLIDING		
STC	STONE CLADDING		
T	TIMBER		
TD	TIMBER DOOR		



Project:
ALTS & ADS TO EXISTING HOUSE
60 HUDSON PDE, CLAREVILLE NSW 2107

Client:
OLIVER & NICOLA HARTLEY

Drawing Name:
EAST + WEST ELEVATIONS

Job Number:
2130

Scale:
1:100

Plot Date:
28/8/23

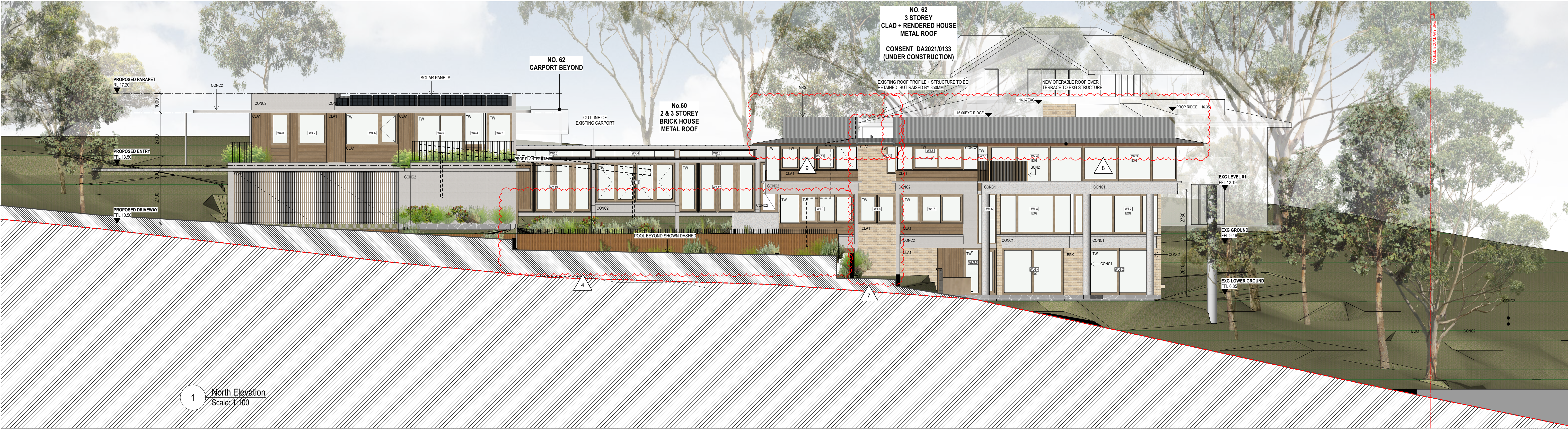
Drawing Status:
DA

Drawing No:
DA_200

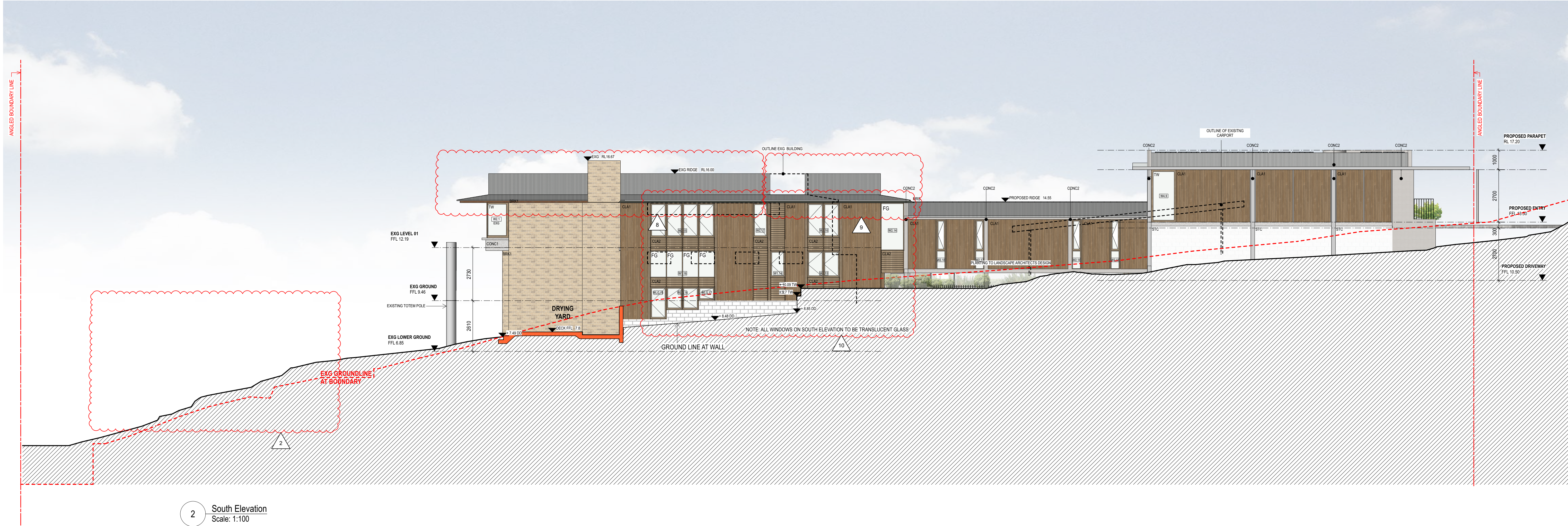
Drawn By:
LR

Revision:
C

nominated architect: Dominic Bennett 7365 (NSW)



NOTE: REFER TO LANDSCAPE DRAWINGS FOR LANDSCAPING AND SITE GRADING DETAILS



NOTES
THIS DRAWING IS PART OF A SET AND SHOULD BE READ IN CONJUNCTION WITH ALL OTHER DOCUMENTS. VERIFY ALL DIMENSIONS ON SITE PRIOR TO COMMENCING CONSTRUCTION OR FABRICATION. REPORT ANY DISCREPANCIES TO THE ARCHITECT FOR VERIFICATION.

DO NOT SCALE DRAWINGS. FIGURED DIMENSIONS TAKE PRECEDENCE OVER SCALED DIMENSIONS. THIS DRAWING AND THE DESIGNS CONTAINED HEREIN ARE PROTECTED BY COPYRIGHT. THE ARCHITECT GRANTS THE COPYRIGHT LICENCE ONLY FOR THE SPECIFIC PROJECT, AND FOR THE PURPOSE SHOWN AT "STATUS."

REVISION SCHEDULE			
Rev.	Date	Issued By	Revision Notes
A	27/9/22	AH	DEVELOPMENT APPLICATION
B	23/6/23	RE	REVISED DA APPLICATION
C	28/8/23	SH	REVISED DA APPLICATION

LEGEND / KEY	
	EXISTING WALL
	NEW WALL

AWN	AWNING
BDY	BOUNDARY
BAL 1.2...	BALUSTRADE TYPE 1.2...
BLK 1.2...	BLOCKWORK TYPE 1.2...
BRK 1.2...	BRICKWORK TYPE 1.2...
BG	BOX GUTTER
BF	BI-FOLDING
BR	BRICK FINISH
BY	BALCONY
CLA 1.2...	CLADDING TYPE 1.2...
CONC 1.2...	CONCRETE FINISH TYPE 1.2...
DP	DOWNPIPE
EXG	EXISTING

EG	EAVES GUTTER
FAC	FASCIA
FB1.2...	FACE BRICK TYPE 1.2...
FC	FIBRE CEMENT CLADDING
FFL	FINISHED FLOOR LEVEL
FNC1.2...	FENCE TYPE 1.2...
FNC1P	POOL FENCE
FP	FIXED PANEL
GDR	GARAGE DOOR
GTP	POOL GATE
HP	HIGH POINT
HR1.2...	HANDRAIL TYPE 1.2...
LP	LOW POINT

MB	MAILBOX
MRS	METAL ROOF SHEETING
PAR	PARAPET
PF	PAINT FINISH
PT	PLANTER
RWH	RAINWATER HEAD
RWT	RAINWATER TANK
SCM1.2...	SCREEN TYPE 1.2...
SKL	SKYLIGHT
SL	SLIDING
STC	STONE CLADDING
T	TIMBER
TD	TIMBER DOOR

TP	TIMBER POST
TR	TREE
TW	TIMBER FRAMED WINDOW



Project:
ALTS & ADS TO EXISTING HOUSE
60 HUDSON PDE, CLAREVILLE NSW 2107

Client:
OLIVER & NICOLA HARTLEY

Drawing Name:
NORTH + SOUTH ELEVATIONS

Job Number:
2130
Scale:
1:100
Plot Date:
28/8/23
Drawing Status:
DA
Drawing No:
DA 201
nominated architect: Dominic Bennett 7365 (NSW)

Drawn By:
LR
Revision:
C

- SCHEDULE OF KEY AMENDMENTS:**
- | | | | |
|---|--|----|--|
| 1 | BOATSHED DELETED | 6 | PLAYROOM SETBACK INCREASED TO 2.5m |
| 2 | EXISTING TREES & LANDSCAPE RETAINED | 7 | KITCHEN EXTENT DECREASED & SECTION OF EXISTING WALL RETAINED |
| 3 | EXISTING SECTION OF WALL RETAINED | 8 | EXISTING ROOF HEIGHT RETAINED |
| 4 | SETBACK TO BOUNDARY INCREASED AND POOL LAYOUT/LEVEL MODIFIED | 9 | NEW SECTION OF ROOF RE-CONFIGURED |
| 5 | GALLERY MOVED NORTH TO INCREASE SETBACK TO BOUNDARY (2.5m) | 10 | WINDOW CONFIGURATION UPDATED |



1 SECTION A
Scale: 1:100

5m 1m 2m 5m 10m

NOTES

THIS DRAWING IS PART OF A SET AND SHOULD BE READ IN CONJUNCTION WITH ALL OTHER DOCUMENTS. VERIFY ALL DIMENSIONS ON SITE PRIOR TO COMMENCING CONSTRUCTION OR FABRICATION. REPORT ANY DISCREPANCIES TO THE ARCHITECT FOR VERIFICATION.

DO NOT SCALE DRAWINGS. FIGURED DIMENSIONS TAKE PRECEDENCE OVER SCALED DIMENSIONS. THIS DRAWING AND THE DESIGNS CONTAINED HEREIN ARE PROTECTED BY COPYRIGHT. THE ARCHITECT GRANTS THE COPYRIGHT LICENCE ONLY FOR THE SPECIFIC PROJECT, AND FOR THE PURPOSE SHOWN AT "STATUS."

REVISION SCHEDULE

Rev.	Date	Issued By	Revision Notes
A	27/9/22	AH	DEVELOPMENT APPLICATION
B	23/6/23	RE	REVISED DA APPLICATION
C	28/8/23	SH	REVISED DA APPLICATION

LEGEND / KEY

	EXISTING WALL
	NEW WALL

AWN	AWNING	EG	EAVES GUTTER	MB	MAILBOX	TP	TIMBER POST
BDY	BOUNDARY	FAC	FASCIA	MRS	METAL ROOF SHEETING	TR	TREE
BAL 1.2...	BALUSTRADE TYPE 1.2...	FB1.2...	FACE BRICK TYPE 1.2...	PAR	PARAPET	TW	TIMBER FRAMED WINDOW
BLK 1.2...	BLOCKWORK TYPE 1.2...	FC	FIBRE CEMENT CLADDING	PF	PAINT FINISH		
BRK 1.2...	BRICKWORK TYPE 1.2...	FFL	FINISHED FLOOR LEVEL	PT	PLANTER		
BG	BOX GUTTER	FNC1.2...	FENCE TYPE 1.2...	RWH	RAINWATER HEAD		
BF	BIFOLDING	FNCIP	POOL FENCE	RWT	RAINWATER TANK		
BR	BRICK FINISH	FP	FIXED PANEL	SCM1.2...	SCREEN TYPE 1.2...		
BY	BALCONY	GDR	GARAGE DOOR	SKL	SKYLIGHT		
CLA 1.2...	CLADDING TYPE 1.2...	GTP	POOL GATE	SL	SLIDING		
CONC 1.2...	CONCRETE FINISH TYPE 1.2...	HP	HIGH POINT	STC	STONE CLADDING		
DP	DOWNPIPE	LP	HANDRAIL TYPE 1.2...	T	TIMBER		
EXG	EXISTING		LOW POINT	TD	TIMBER DOOR		

EG	EAVES GUTTER	MB	MAILBOX	TP	TIMBER POST
FAC	FASCIA	MRS	METAL ROOF SHEETING	TR	TREE
FB1.2...	FACE BRICK TYPE 1.2...	PAR	PARAPET	TW	TIMBER FRAMED WINDOW
FC	FIBRE CEMENT CLADDING	PF	PAINT FINISH		
FFL	FINISHED FLOOR LEVEL	PT	PLANTER		
FNC1.2...	FENCE TYPE 1.2...	RWH	RAINWATER HEAD		
FNCIP	POOL FENCE	RWT	RAINWATER TANK		
FP	FIXED PANEL	SCM1.2...	SCREEN TYPE 1.2...		
GDR	GARAGE DOOR	SKL	SKYLIGHT		
GTP	POOL GATE	SL	SLIDING		
HP	HIGH POINT	STC	STONE CLADDING		
LP	LOW POINT	T	TIMBER		
		TD	TIMBER DOOR		

EG	EAVES GUTTER	MB	MAILBOX	TP	TIMBER POST
FAC	FASCIA	MRS	METAL ROOF SHEETING	TR	TREE
FB1.2...	FACE BRICK TYPE 1.2...	PAR	PARAPET	TW	TIMBER FRAMED WINDOW
FC	FIBRE CEMENT CLADDING	PF	PAINT FINISH		
FFL	FINISHED FLOOR LEVEL	PT	PLANTER		
FNC1.2...	FENCE TYPE 1.2...	RWH	RAINWATER HEAD		
FNCIP	POOL FENCE	RWT	RAINWATER TANK		
FP	FIXED PANEL	SCM1.2...	SCREEN TYPE 1.2...		
GDR	GARAGE DOOR	SKL	SKYLIGHT		
GTP	POOL GATE	SL	SLIDING		
HP	HIGH POINT	STC	STONE CLADDING		
LP	LOW POINT	T	TIMBER		
		TD	TIMBER DOOR		

EG	EAVES GUTTER	MB	MAILBOX	TP	TIMBER POST
FAC	FASCIA	MRS	METAL ROOF SHEETING	TR	TREE
FB1.2...	FACE BRICK TYPE 1.2...	PAR	PARAPET	TW	TIMBER FRAMED WINDOW
FC	FIBRE CEMENT CLADDING	PF	PAINT FINISH		
FFL	FINISHED FLOOR LEVEL	PT	PLANTER		
FNC1.2...	FENCE TYPE 1.2...	RWH	RAINWATER HEAD		
FNCIP	POOL FENCE	RWT	RAINWATER TANK		
FP	FIXED PANEL	SCM1.2...	SCREEN TYPE 1.2...		
GDR	GARAGE DOOR	SKL	SKYLIGHT		
GTP	POOL GATE	SL	SLIDING		
HP	HIGH POINT	STC	STONE CLADDING		
LP	LOW POINT	T	TIMBER		
		TD	TIMBER DOOR		



Suite 404, 1 Chandos Street, St Leonards, NSW 2065 ph.(02) 9043 9968 e.info@bennettmurada.com.au

Project:
ALTS & ADS TO EXISTING HOUSE
60 HUDSON PDE, CLAREVILLE NSW 2107

Client:
OLIVER & NICOLA HARTLEY

Drawing Name:
LONGITUDINAL SECTION

Job Number:
2130

Scale:
1:100

Plot Date:
28/8/23

Drawing Status:
DA

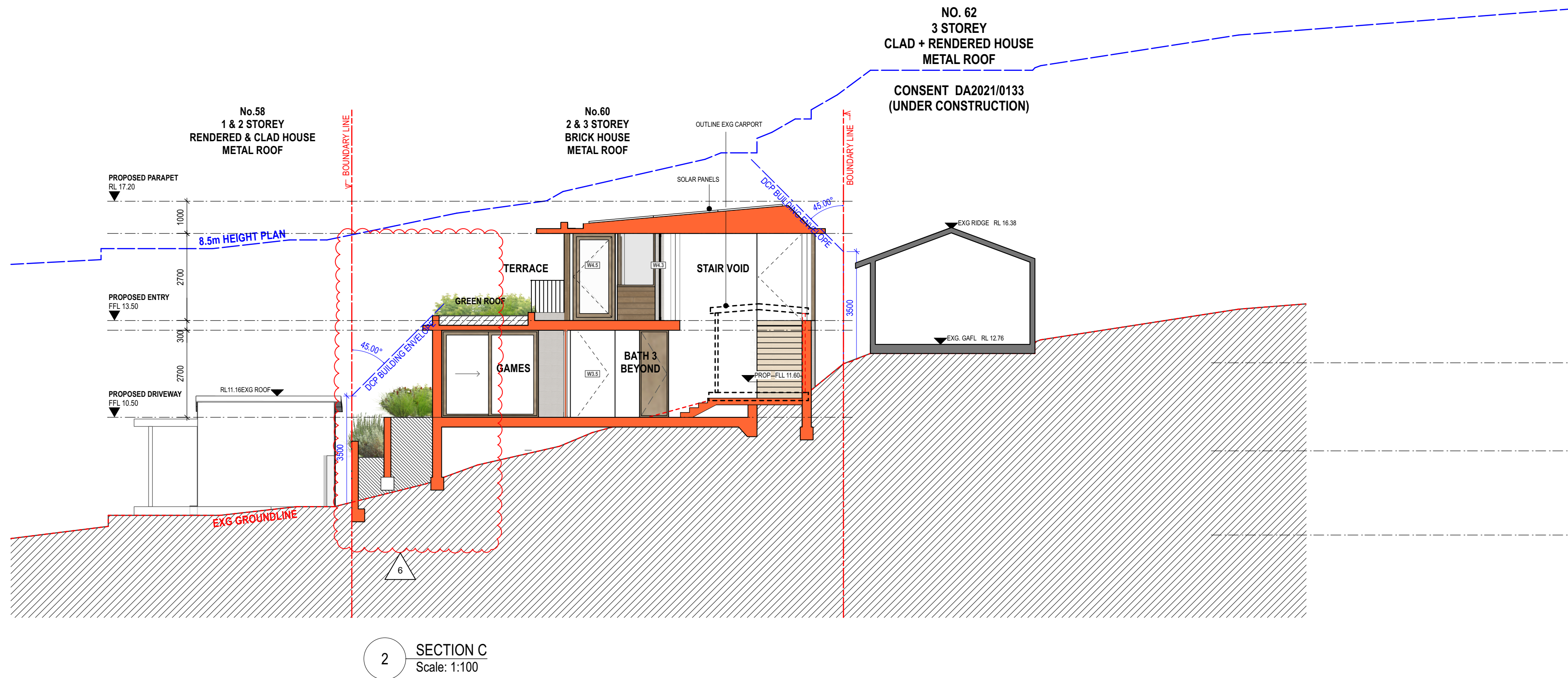
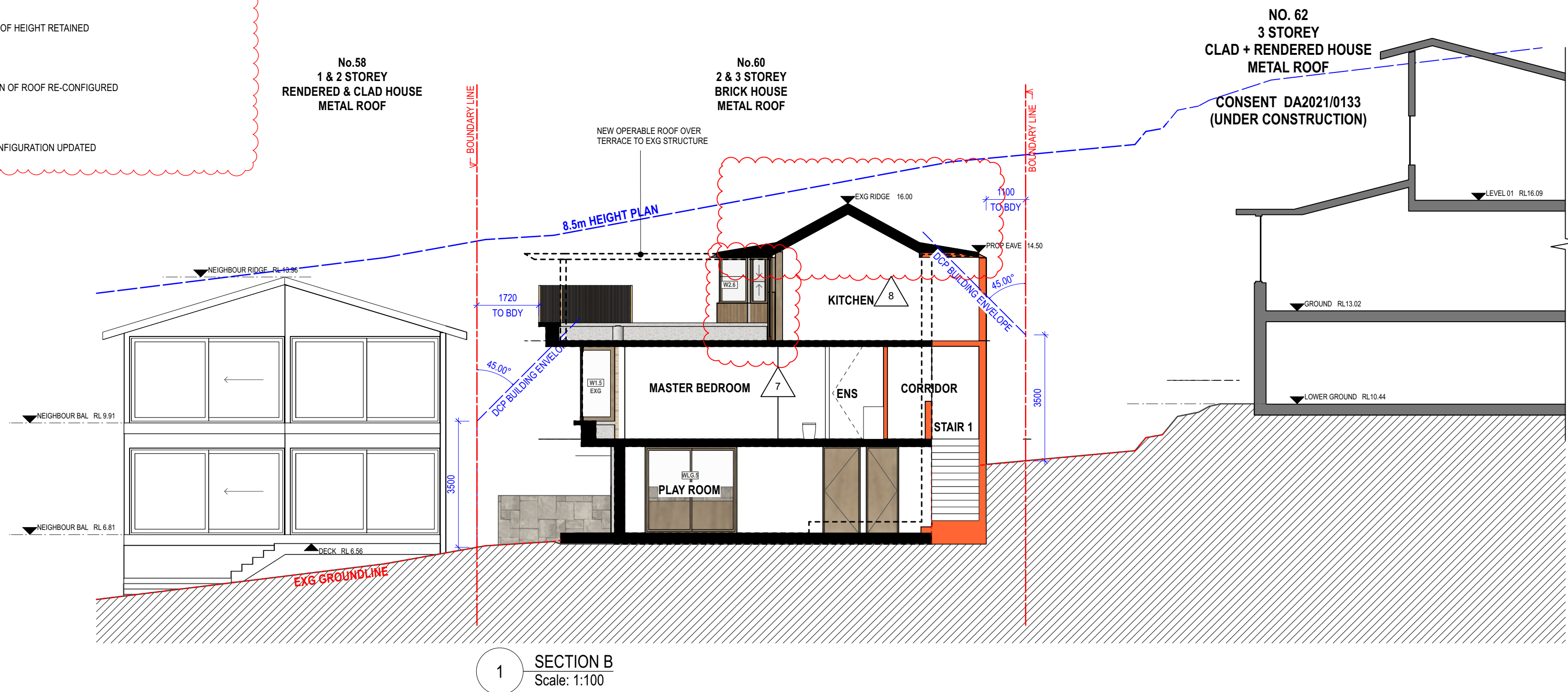
Drawing No:
DA 210

Drawn By:
LR

Revision:
C

nominated architect: Dominic Bennett 7365 (NSW)

SCHEDULE OF KEY AMENDMENTS:			
1	BOATSHED DELETED	6	PLAYROOM SETBACK INCREASED TO 2.5m
2	EXISTING TREES & LANDSCAPE RETAINED	7	KITCHEN EXTENT DECREASED & SECTION OF EXISTING WALL RETAINED
3	EXISTING SECTION OF WALL RETAINED	8	EXISTING ROOF HEIGHT RETAINED
4	SETBACK TO BOUNDARY INCREASED AND POOL LAYOUT/LEVEL MODIFIED	9	NEW SECTION OF ROOF RE-CONFIGURED
5	GALLERY MOVED NORTH TO INCREASE SETBACK TO BOUNDARY (2.5m)	10	WINDOW CONFIGURATION UPDATED



NOTES
THIS DRAWING IS PART OF A SET AND SHOULD BE READ IN CONJUNCTION WITH ALL OTHER DOCUMENTS. VERIFY ALL DIMENSIONS ON SITE PRIOR TO COMMENCING CONSTRUCTION OR FABRICATION. REPORT ANY DISCREPANCIES TO THE ARCHITECT FOR VERIFICATION.

DO NOT SCALE DRAWINGS. FIGURED DIMENSIONS TAKE PRECEDENCE OVER SCALED DIMENSIONS. THIS DRAWING AND THE DESIGNS CONTAINED HEREIN ARE PROTECTED BY COPYRIGHT. THE ARCHITECT GRANTS THE COPYRIGHT LICENCE ONLY FOR THE SPECIFIC PROJECT, AND FOR THE PURPOSE SHOWN AT "STATUS."

Rev.	Date	Issued By	Revision Notes
A	27/9/22	AH	DEVELOPMENT APPLICATION
B	23/6/23	RE	REVISED DA APPLICATION
C	28/8/23	SH	REVISED DA APPLICATION

LEGEND / KEY	
AWN	AWNING
BDY	BOUNDARY
BAL 1.2...	BALUSTRADE TYPE 1.2...
BLK 1.2...	BLOCKWORK TYPE 1.2...
BRK 1.2...	BRICKWORK TYPE 1.2...
BG	BOX GUTTER
BF	BI-FOLDING
BR	BRICK FINISH
BY	BALCONY
CLA 1.2...	CLADDING TYPE 1.2...
CNC 1.2...	CONCRETE FINISH TYPE 1.2...
DP	DOWNPIPE
EXG	EXISTING
EG	EAVES GUTTER
FAC	FASCIA
FBI 2...	FACE BRICK TYPE 1.2...
FC	FIBRE CEMENT CLADDING
FFL	FINISHED FLOOR LEVEL
FNC 1.2...	FENCE TYPE 1.2...
FNC/P	POOL FENCE
FP	FIXED PANEL
GDR	GARAGE DOOR
GTP	POOL GATE
HP	HIGH POINT
HR 1.2...	HANDRAIL TYPE 1.2...
LP	LOW POINT
MB	MAILBOX
MRS	METAL ROOF SHEETING
PAR	PARAPET
PF	PAINT FINISH
PT	PLANTER
RWH	RAINWATER HEAD
RWT	RAINWATER TANK
SCM 1.2...	SCREEN TYPE 1.2...
SKL	SKYLIGHT
SL	SLIDING
STC	STONE CLADDING
T	TIMBER
TD	TIMBER DOOR
TP	TIMBER POST
TR	TREE
TW	TIMBER FRAMED WINDOW



Project:
ALTS & ADS TO EXISTING HOUSE
60 HUDSON PDE, CLAREVILLE NSW 2107

Client:
OLIVER & NICOLA HARTLEY

Drawing Name:
CROSS SECTIONS

Suite 404, 1 Chandos Street, St Leonards, NSW 2065 ph.(02) 9043 9968 e.info@bennettmurda.com.au

Job Number:
2130

Scale:
1:100

Plot Date:
28/8/23

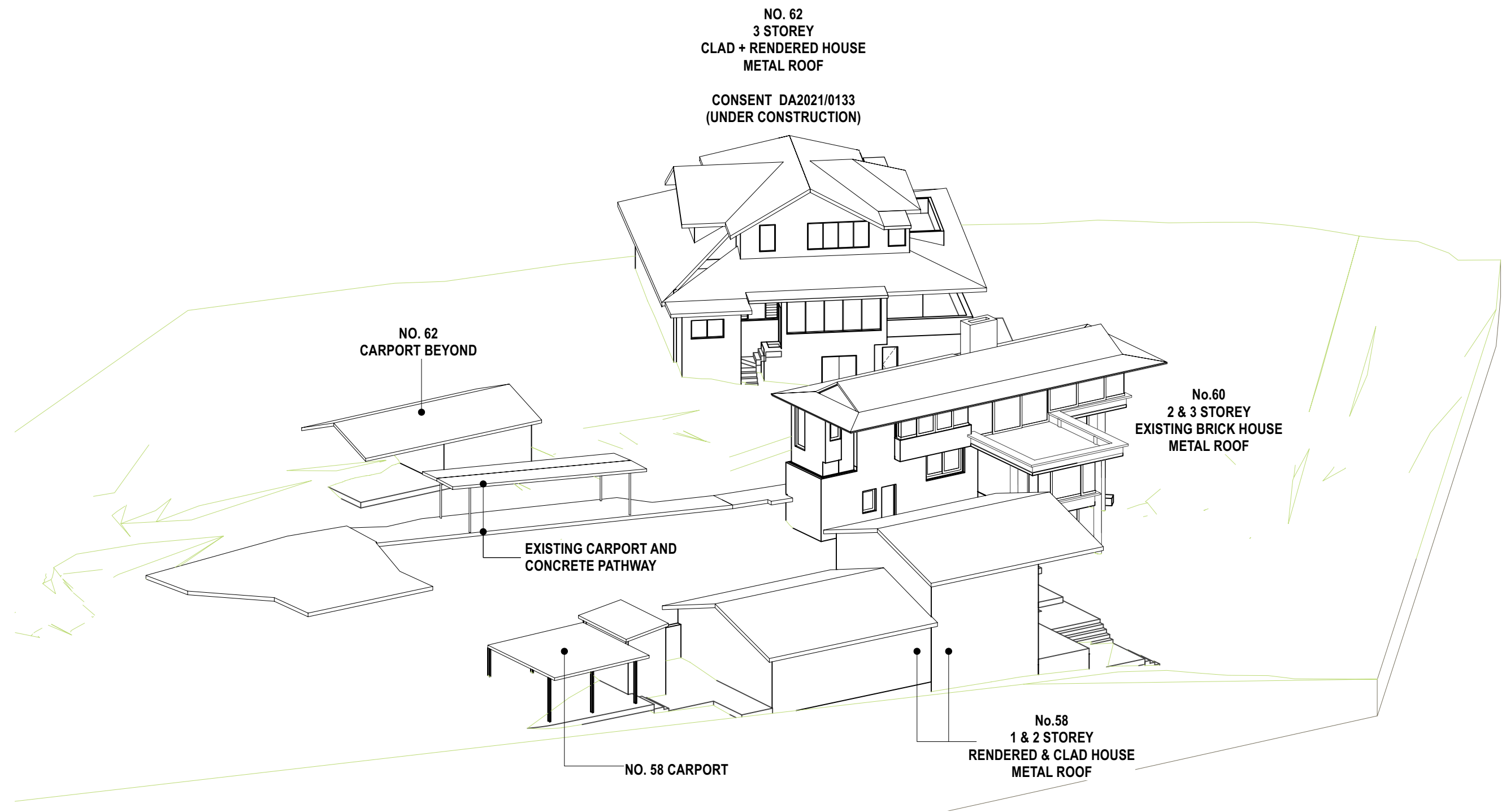
Drawing Status:
DA

Drawing No:
DA 211

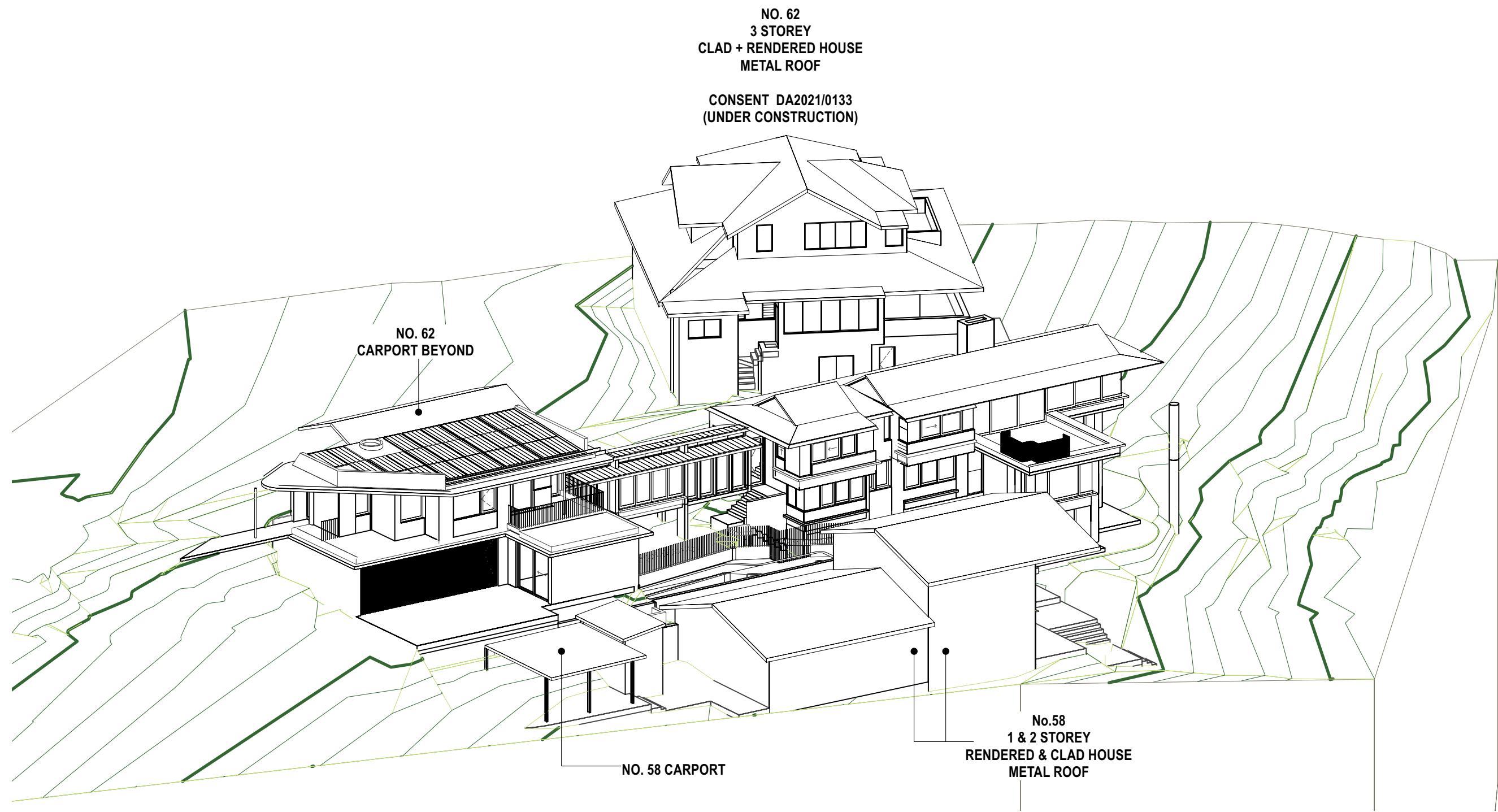
Drawn By:
LR

Revision:
C

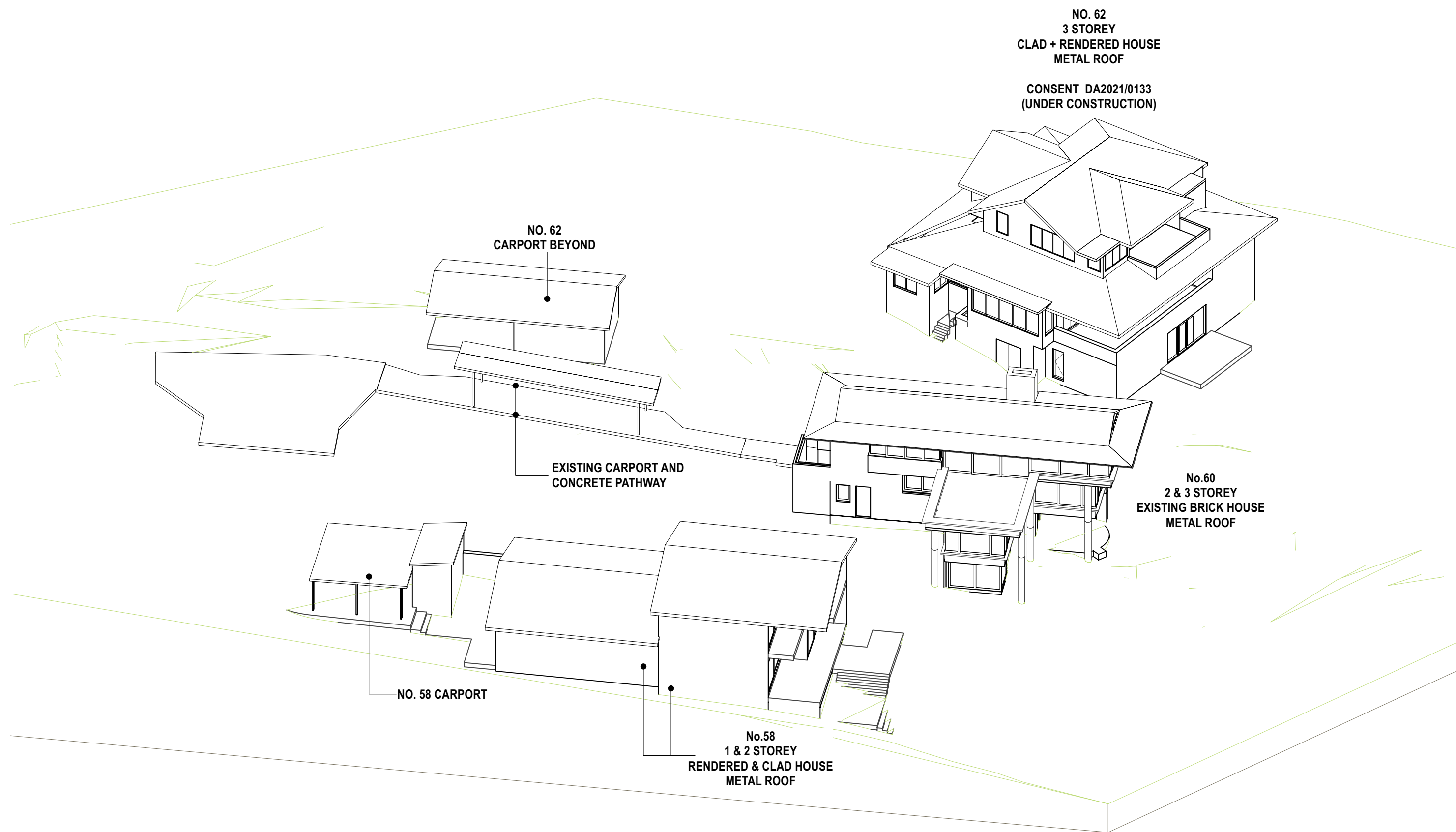
nominated architect: Dominic Bennett 7365 (NSW)



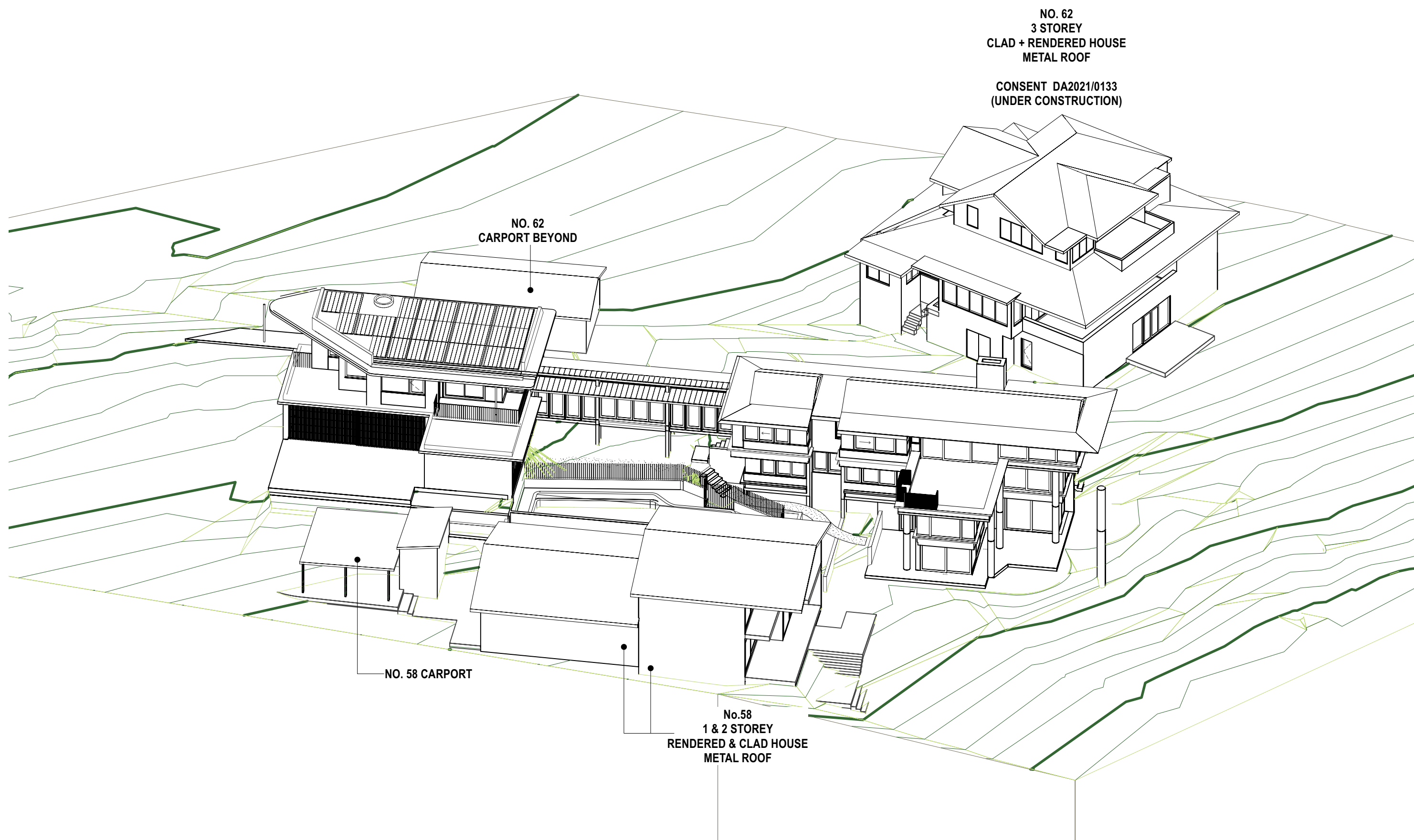
1 9AM - JUNE 21 - EXISTING
Scale: NTS



2 9AM - 21ST JUNE - PROPOSED
Scale: NTS



3 12PM - JUNE 21 - EXISTING
Scale: NTS



4 12PM - JUNE 21 - PROPOSED
Scale: NTS

NOTES
THIS DRAWING IS PART OF A SET AND SHOULD BE READ IN CONJUNCTION WITH ALL OTHER DOCUMENTS. VERIFY ALL DIMENSIONS ON SITE PRIOR TO COMMENCING CONSTRUCTION OR FABRICATION. REPORT ANY DISCREPANCIES TO THE ARCHITECT FOR VERIFICATION.

DO NOT SCALE DRAWINGS. FIGURED DIMENSIONS TAKE PRECEDENCE OVER SCALED DIMENSIONS. THIS DRAWING AND THE DESIGNS CONTAINED HEREIN ARE PROTECTED BY COPYRIGHT. THE ARCHITECT GRANTS THE COPYRIGHT LICENCE ONLY FOR THE SPECIFIC PROJECT, AND FOR THE PURPOSE SHOWN AT "STATUS."

REVISION SCHEDULE			
Rev.	Date	Issued By	Revision Notes
A	27/9/22	AH	DEVELOPMENT APPLICATION
B	23/6/23	RE	REVISED DA APPLICATION
C	28/8/23	SH	REVISED DA APPLICATION

LEGEND / KEY



Project:
ALTS & ADS TO EXISTING HOUSE
60 HUDSON PDE, CLAREVILLE NSW 2107

Client:
OLIVER & NICOLA HARTLEY

Drawing Name:
SHADOW DIAGRAMS - SUN'S EYE VIEW

Job Number:
2130

Scale:
NTS

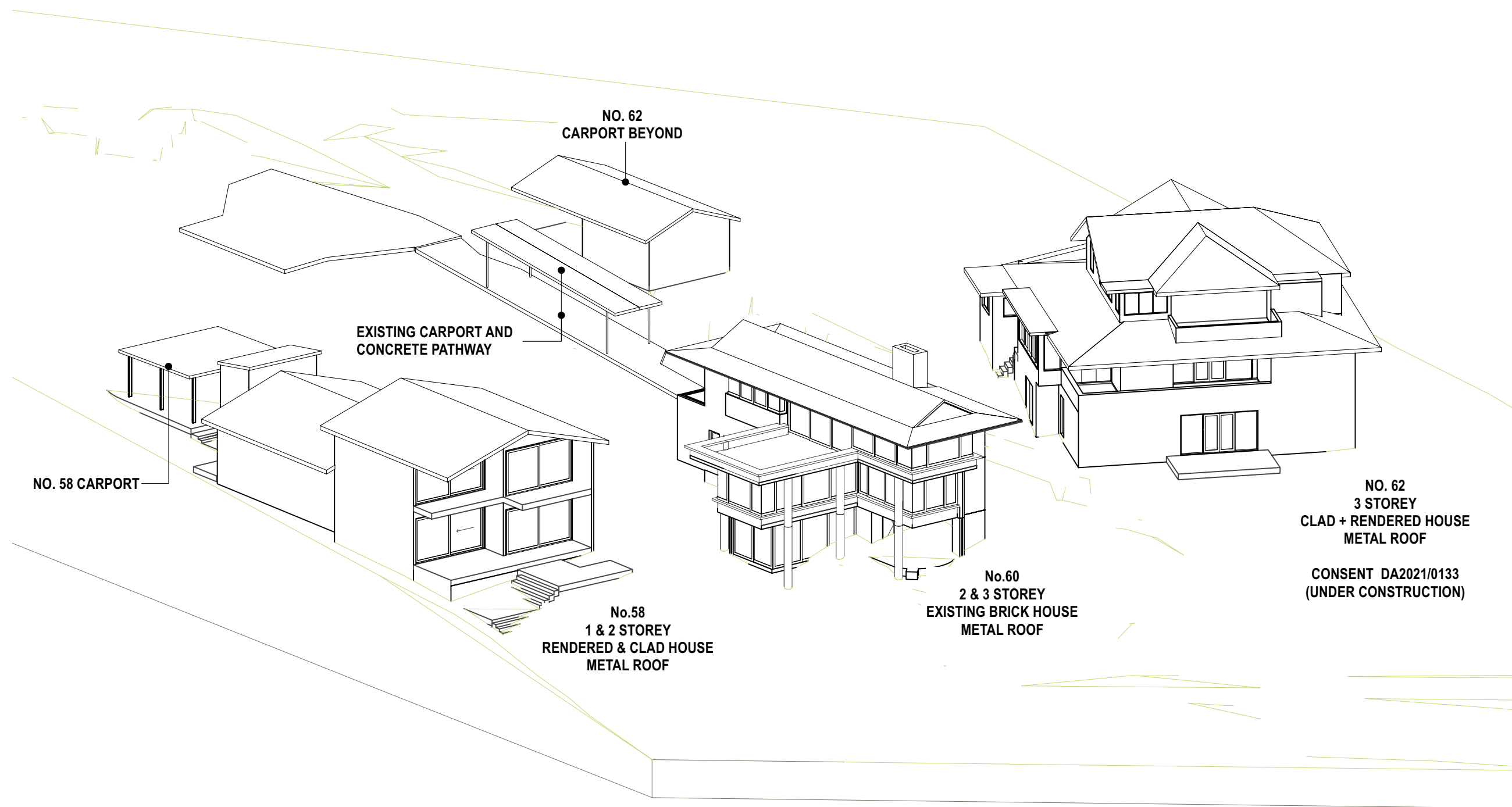
Plot Date:
28/8/23

Drawing Status:
DA

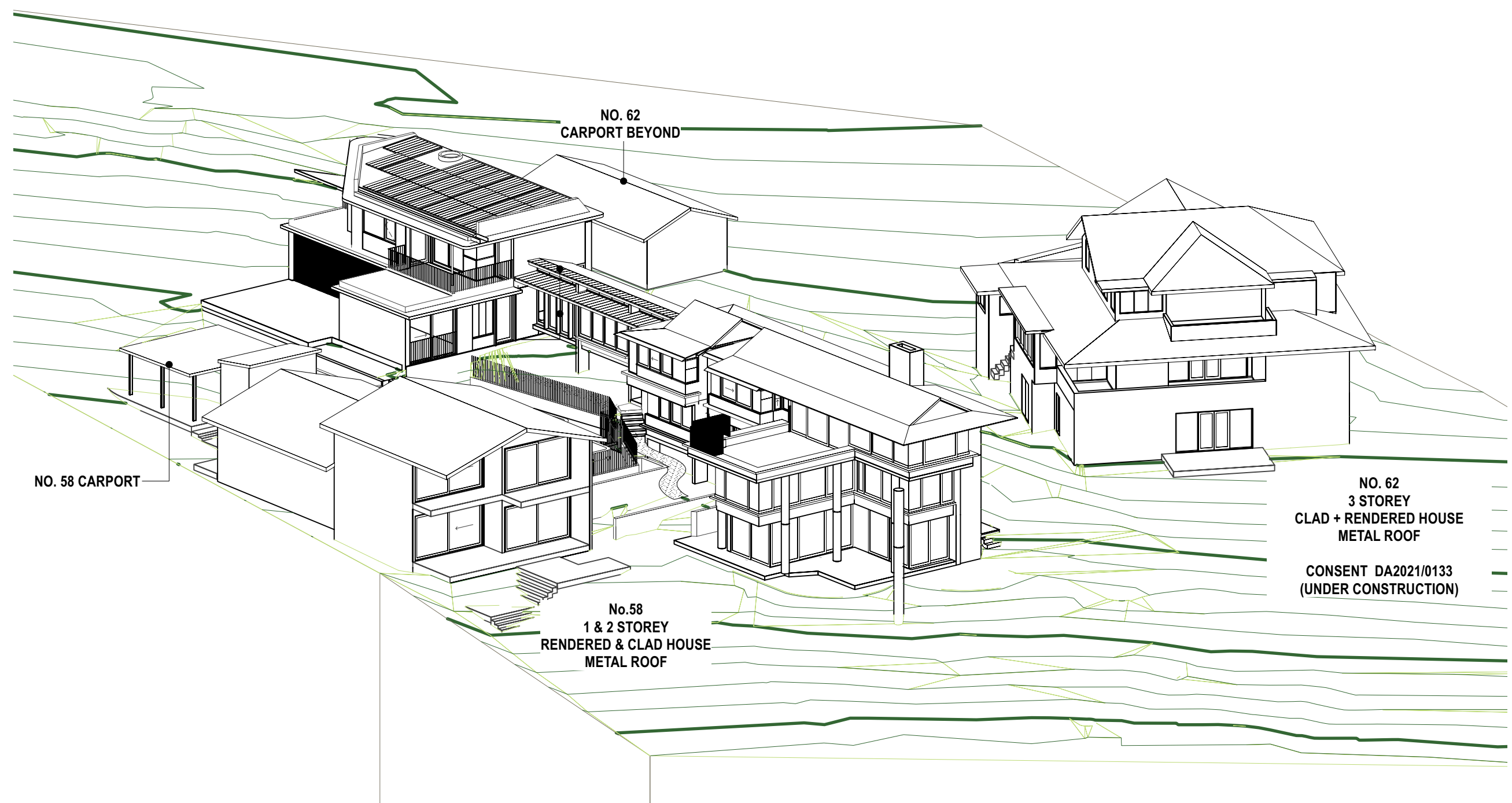
Drawing No:
DA_301

Drawn By:
AH

Revision:
C



1 3PM - JUNE 21 - EXISTING
Scale: NTS



2 3PM - JUNE 21 - PROPOSED
Scale: NTS

NOTES

THIS DRAWING IS PART OF A SET AND SHOULD BE READ IN CONJUNCTION WITH ALL OTHER DOCUMENTS. VERIFY ALL DIMENSIONS ON SITE PRIOR TO COMMENCING CONSTRUCTION OR FABRICATION. REPORT ANY DISCREPANCIES TO THE ARCHITECT FOR VERIFICATION.

DO NOT SCALE DRAWINGS. FIGURED DIMENSIONS TAKE PRECEDENCE OVER SCALED DIMENSIONS. THIS DRAWING AND THE DESIGNS CONTAINED HEREIN ARE PROTECTED BY COPYRIGHT. THE ARCHITECT GRANTS THE COPYRIGHT LICENCE ONLY FOR THE SPECIFIC PROJECT, AND FOR THE PURPOSE SHOWN AT "STATUS."

REVISION SCHEDULE

Rev.	Date	Issued By	Revision Notes
A	27/9/22	AH	DEVELOPMENT APPLICATION
B	23/6/23	RE	REVISED DA APPLICATION
C	28/8/23	SH	REVISED DA APPLICATION

LEGEND / KEY



Suite 404, 1 Chandos Street, St Leonards, NSW 2065 ph.(02) 9043 9968 e.info@bennettmurada.com.au

Project:
ALTS & ADS TO EXISTING HOUSE
60 HUDSON PDE, CLAREVILLE NSW 2107

Client:
OLIVER & NICOLA HARTLEY

Drawing Name:
SHADOW DIAGRAMS - SUN'S EYE VIEW

Job Number:

2130

Scale:

NTS

Plot Date:

28/8/23

Drawing Status:

DA

Drawing No:

DA_302

Drawn By:

AH

Revision:

C

nominated architect: Dominic Bennett 7365 (NSW)

PITTWATER

DP 7794

HUDSON

EXISTING 60 HUDSON PRD, AVALON BEACH		
LANDSCAPE AREA	808.9 m ²	64%
IMPERVIOUS AREAS	445.7 m ²	36%
TOTAL	1254 m ²	

LEGEND:

EXISTING 60 HUDSON PRD, AVALON BEACH		
LANDSCAPE AREA	677 m ²	54%
IMPERVIOUS AREAS	502 m ²	40%
6% ALLOWANCE AREA	75 m ²	6%
TOTAL	1254 m ²	
GREEN ROOF AREA (ABOVE)	28 m ² TOTAL	2%

1m 5m 10m 27.5m

NOTES
THIS DRAWING IS PART OF A SET AND SHOULD BE READ IN CONJUNCTION WITH ALL OTHER DOCUMENTS. VERIFY ALL DIMENSIONS ON SITE PRIOR TO COMMENCING CONSTRUCTION OR FABRICATION. REPORT ANY DISCREPANCIES TO THE ARCHITECT FOR VERIFICATION.

DO NOT SCALE DRAWINGS. FIGURED DIMENSIONS TAKE PRECEDENCE OVER SCALED DIMENSIONS. THIS DRAWING AND THE DESIGNS CONTAINED HEREIN ARE PROTECTED BY COPYRIGHT. THE ARCHITECT GRANTS THE COPYRIGHT LICENCE ONLY FOR THE SPECIFIC PROJECT, AND FOR THE PURPOSE SHOWN AT "STATUS."

REVISION SCHEDULE

Rev.	Date	Issued By	Revision Notes
A	23/6/23	RE	REVISED DA APPLICATION
B	28/8/23	SH	REVISED DA APPLICATION

LEGEND / KEY



Project:
ALTS & ADS TO EXISTING HOUSE
60 HUDSON PDE, CLAREVILLE NSW 2107

Client:
OLIVER & NICOLA HARTLEY

Drawing Name:
CALCULATIONS - LANDSCAPE AREAS

Job Number:

2130

Scale:

1:250

Plot Date:

28/8/23

Drawing Status:

DA

Drawing No:

DA_400

Drawn By:

LR

Revision:

B

nominated architect: Dominic Bennett 7365 (NSW)

Suite 404, 1 Chandos Street, St Leonards, NSW 2065 ph.(02) 9043 9968 e.info@bennettmurada.com.au



BRK1 _ EXISTING BRICKWORK



CONC1 _ EXISTING CONCRETE



MRS1 _ METAL ROOF SHEETING



CLA1 _ TIMBER CLADDING



SCN 1 _ TIMBER SCREENS



TM + GL1 _ TIMBER WINDOWS + CLEAR GLASS



TM + GL2 _ TIMBER WINDOWS + PRIVACY GLASS



CONC2 _ NEW OFF-FORM CONCRETE

NOTES
THIS DRAWING IS PART OF A SET AND SHOULD BE READ IN CONJUNCTION WITH ALL OTHER DOCUMENTS. VERIFY ALL DIMENSIONS ON SITE PRIOR TO COMMENCING CONSTRUCTION OR FABRICATION. REPORT ANY DISCREPANCIES TO THE ARCHITECT FOR VERIFICATION.

DO NOT SCALE DRAWINGS. FIGURED DIMENSIONS TAKE PRECEDENCE OVER SCALED DIMENSIONS. THIS DRAWING AND THE DESIGNS CONTAINED HEREIN ARE PROTECTED BY COPYRIGHT. THE ARCHITECT GRANTS THE COPYRIGHT LICENCE ONLY FOR THE SPECIFIC PROJECT, AND FOR THE PURPOSE SHOWN AT "STATUS."

REVISION SCHEDULE			
Rev.	Date	Issued By	Revision Notes
A	27/9/22	AH	DEVELOPMENT APPLICATION
B	28/8/23	SH	REVISED DA APPLICATION

LEGEND / KEY



Suite 404, 1 Chandos Street, St Leonards, NSW 2065 ph.(02) 9043 9968 e.info@bennettmurada.com.au

Project:
ALTS & ADS TO EXISTING HOUSE
60 HUDSON PDE, CLAREVILLE NSW 2107
Client:
OLIVER & NICOLA HARTLEY

Drawing Name:
SCHEDULES OF COLOURS AND MATERIALS

Job Number:
2130
Scale:
NTS
Plot Date:
28/8/23
Drawing Status:
DA
Drawing No:
DA_500
Drawn By:
LR
Revision:
B
nominated architect: Dominic Bennett 7365 (NSW)