

30 July 2020

Mr and Mrs Nichols
103 Narrabeen Park Parade
Narrabeen NSW

c/o james@jdesa.com.au

Driveway Design for DA at 103 Narrabeen Park Parade

Dear Mr and Mrs Nichols

Please find attached the drawings describing the driveway design for the proposed construction work at 103 Narrabeen Park Parade, Mona Vale.

The driveway design is described in the following Stellen Consulting drawings:

- *CV101 – Revision 0 – Driveway Plan and Long-section*
- *CV110- Driveway- Entry and Exit Swept Paths*

The described vehicular crossing and access conforms to the relevant requirements of the following with noted exceptions:

- *Australian Standard AS2890.1:2004 – Parking Facilities Part 1: Off-Street Car Parking* ⁽¹⁾
- *Northern Beaches Council – Extra Low Standard Vehicle Crossing Profile (Plan No A4 3330/4 EL)* ⁽²⁾

Notes:

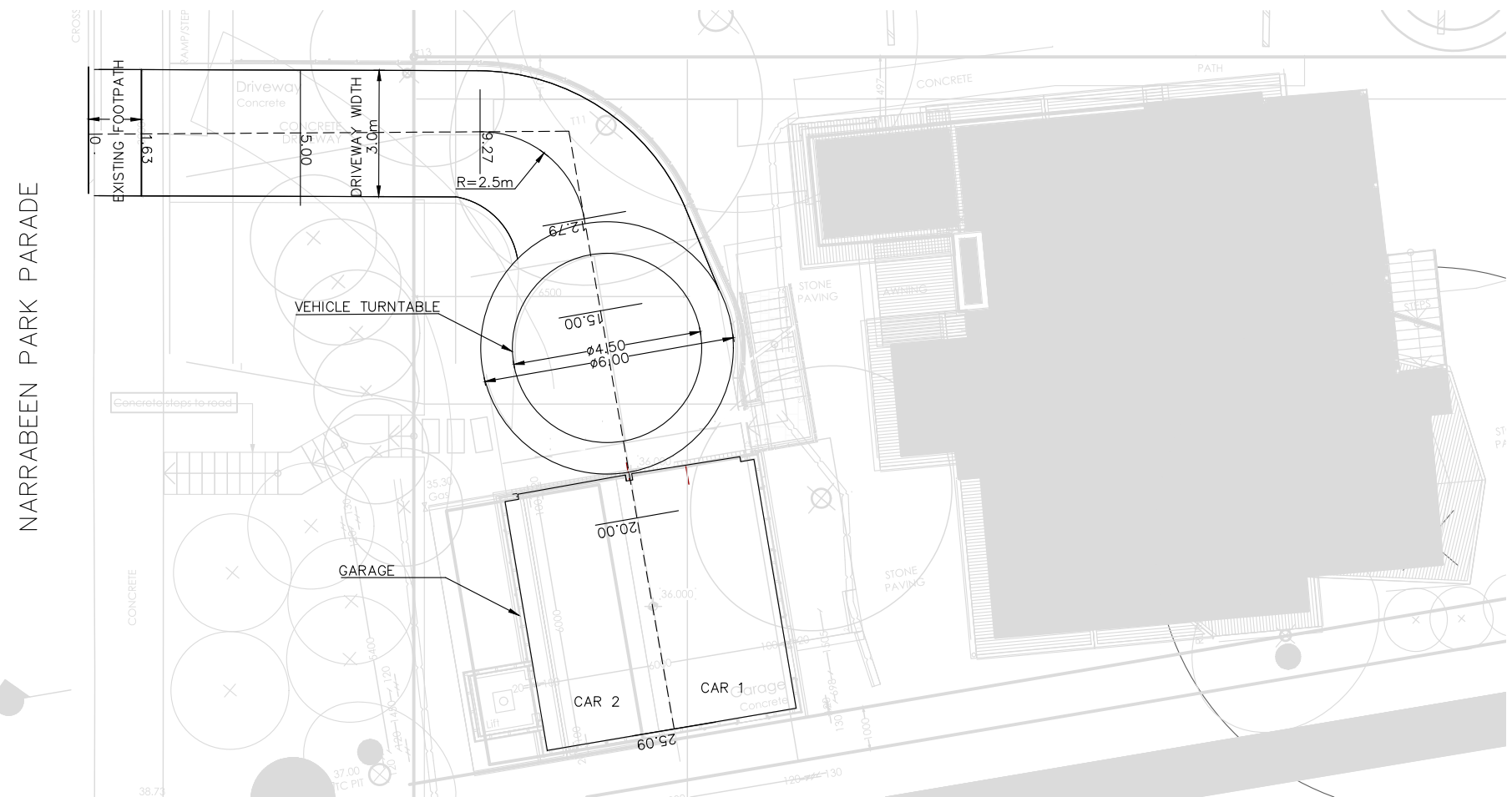
1. Clause 2.6.1 of AS/NZS 2890.1:2004 requires the maximum gradient of domestic driveways to be 1 in 4 (25%) and the maximum gradient of the associated access driveway across a property line or boundary alignment to be 1 in 20 (5%). The proposed driveway section has a 1 in 4 gradient that starts before the boundary. It is, however, permitted as per Northern Beaches Council's requirements for extra low vehicle crossing profile (*Plan No A4 3330/4 EL*).
2. In Accordance Plan No A4 3330/4 EL, the level at 1,800mm behind the layback is required to be 165mm above the gutter. However, there is an existing footpath and crossover in that location. In order to accommodate the existing footpath, which council profile does not account for, the starting point of the proposed driveway is equivalent to the point B of Plan No A4 3330/4 EL.

Kind regards,

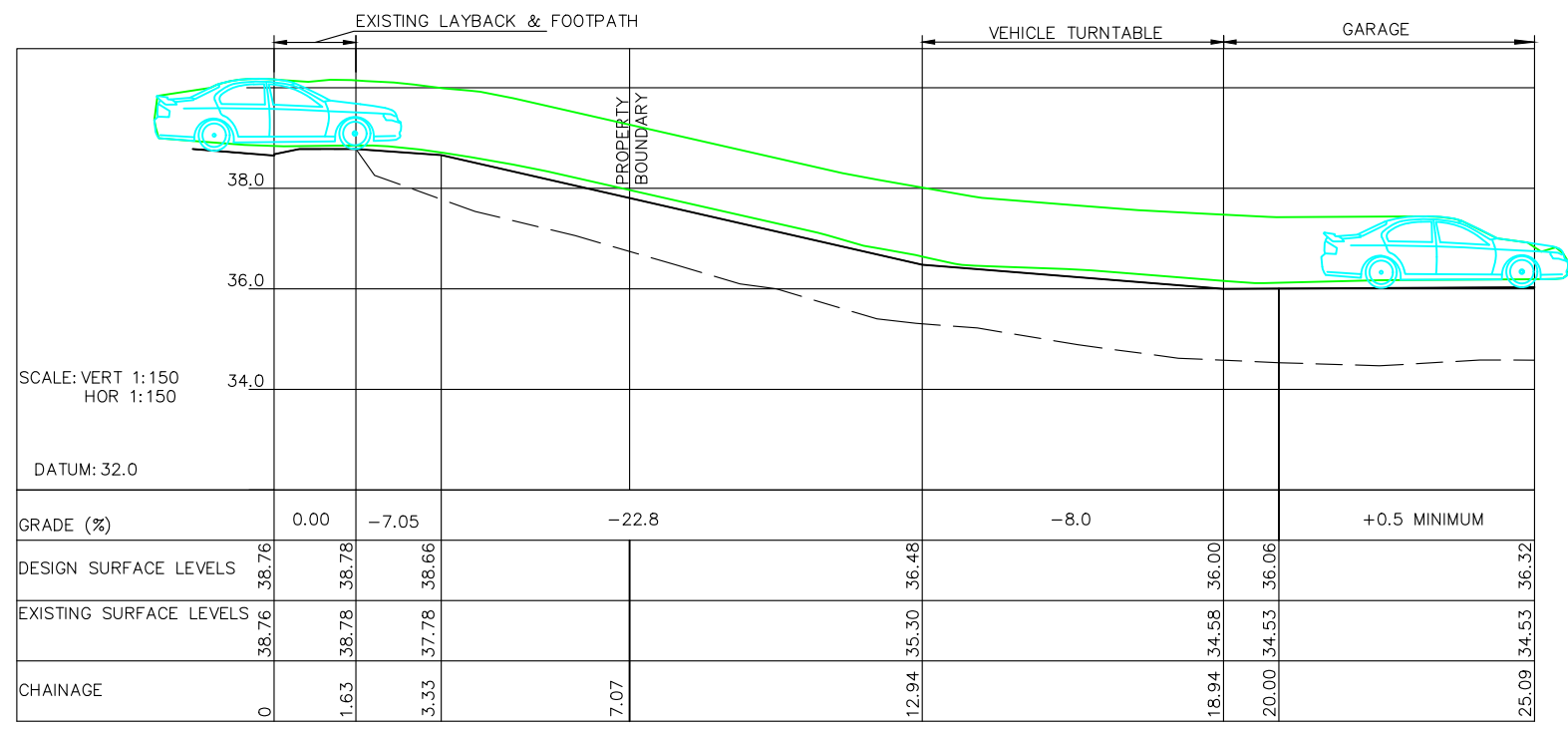


Freedom Mawoyo
Engineer

Stellen Consulting
Level 1, 27 Belgrave Streets, Manly, NSW 2095
T. 0478 135 600
E. freedom.mawoyo@stellenconsulting.com.au



DRIVEWAY – LAYOUT
1:150



LEGEND:
 - - - - - EXISTING SURFACE PROFILE
 ————— DESIGN SURFACE PROFILE

PLAN 1 DRIVEWAY – LONGSECTION
1:150

NOT FOR CONSTRUCTION

This drawing is confidential and shall only be used for the purposes of this project.				
REVISIONS	No.	BY	DATE	DESCRIPTION
	0	FRM	30/07/2020	APPROVED FOR DA SUBMISSION

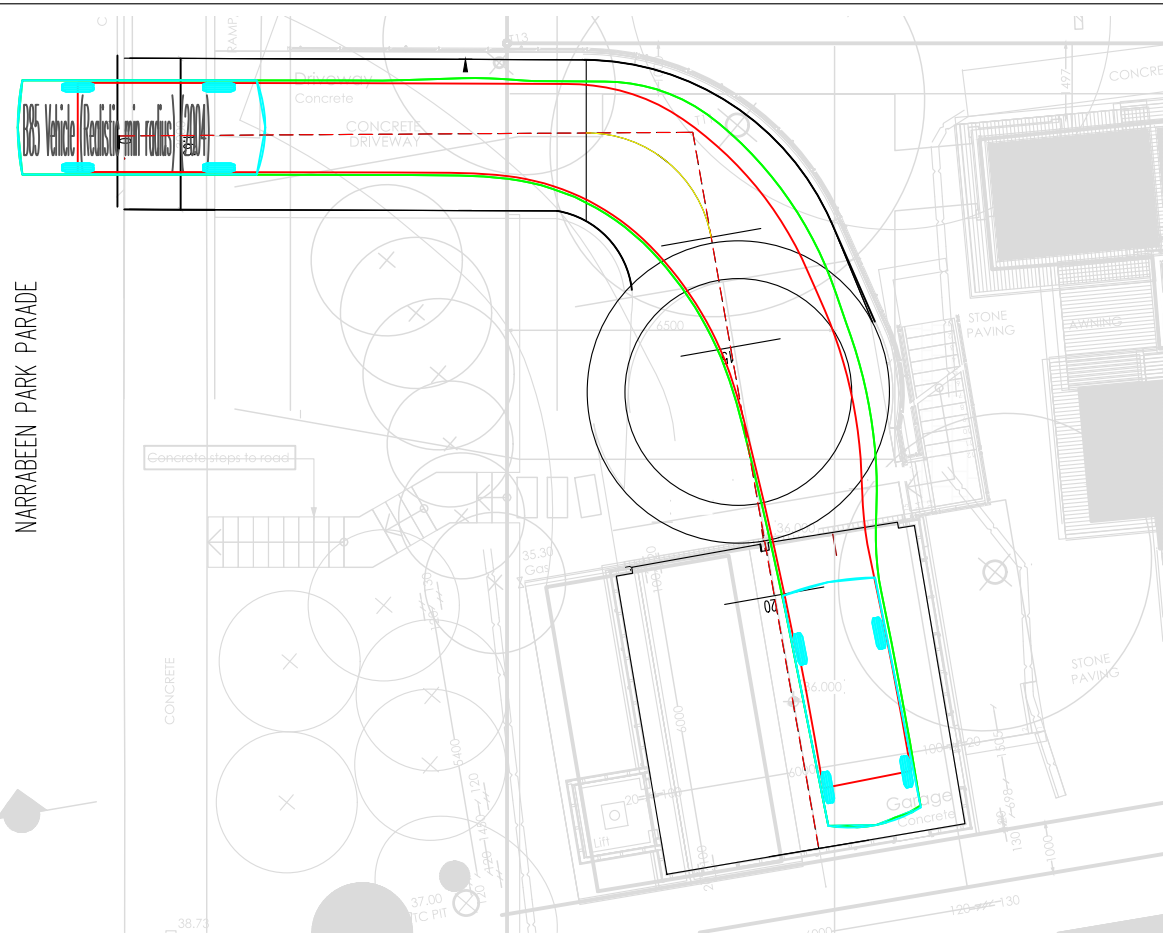
Scale
1:150
DO NOT SCALE. ALL DIMENSIONS ARE IN MILLIMETRES UNLESS OTHERWISE SPECIFIED

THE SIGNING OF THIS TITLE BLOCK CONFIRMS THE DESIGN AND DRAFTING OF THIS PROJECT HAVE BEEN PREPARED AND CHECKED IN ACCORDANCE WITH THE STELLEN QUALITY ASSURANCE SYSTEM			
DESIGNED	FRM	CHECKED	MAI
DRAWN	FRM	CHECKED	MAI
APPROVED	MAI	DATE	30/07/2020

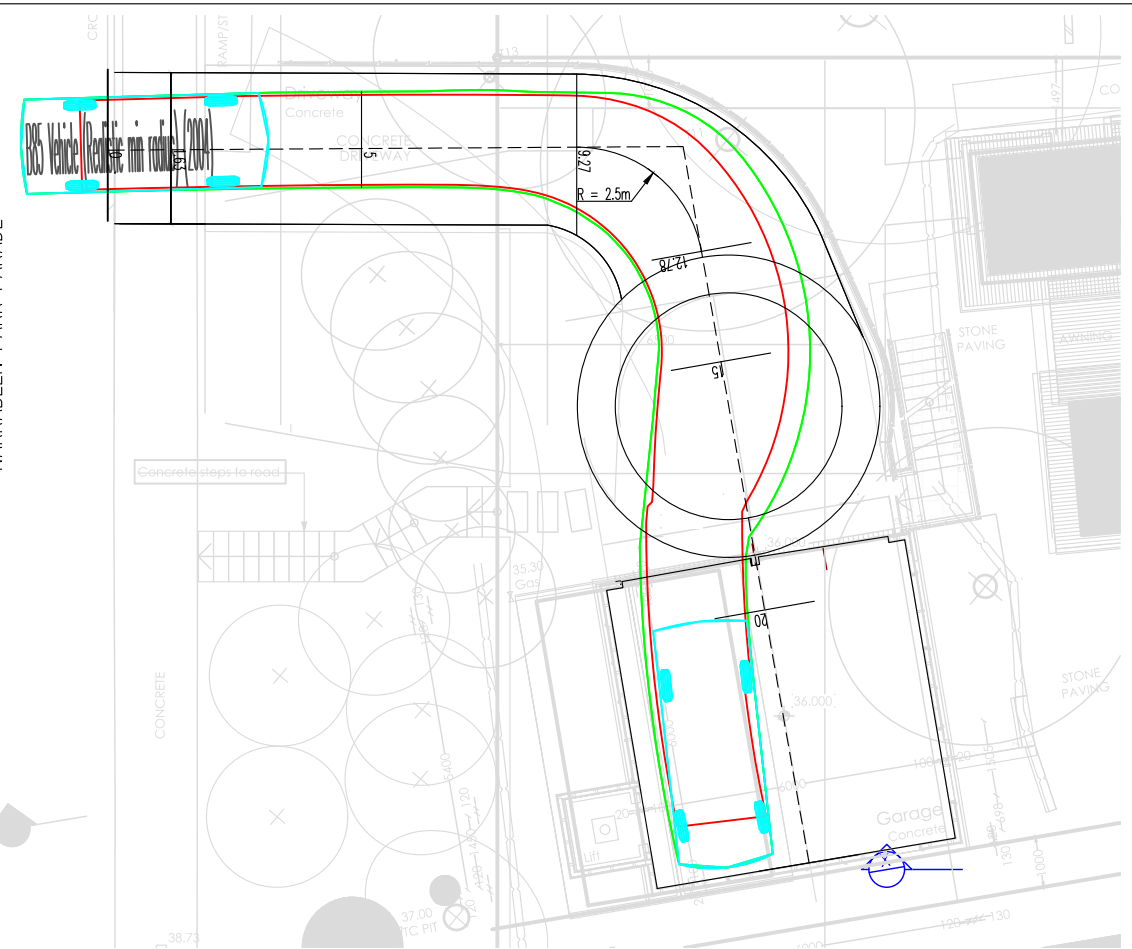


103 NARRABEEN PARK PARADE, MONA VALE

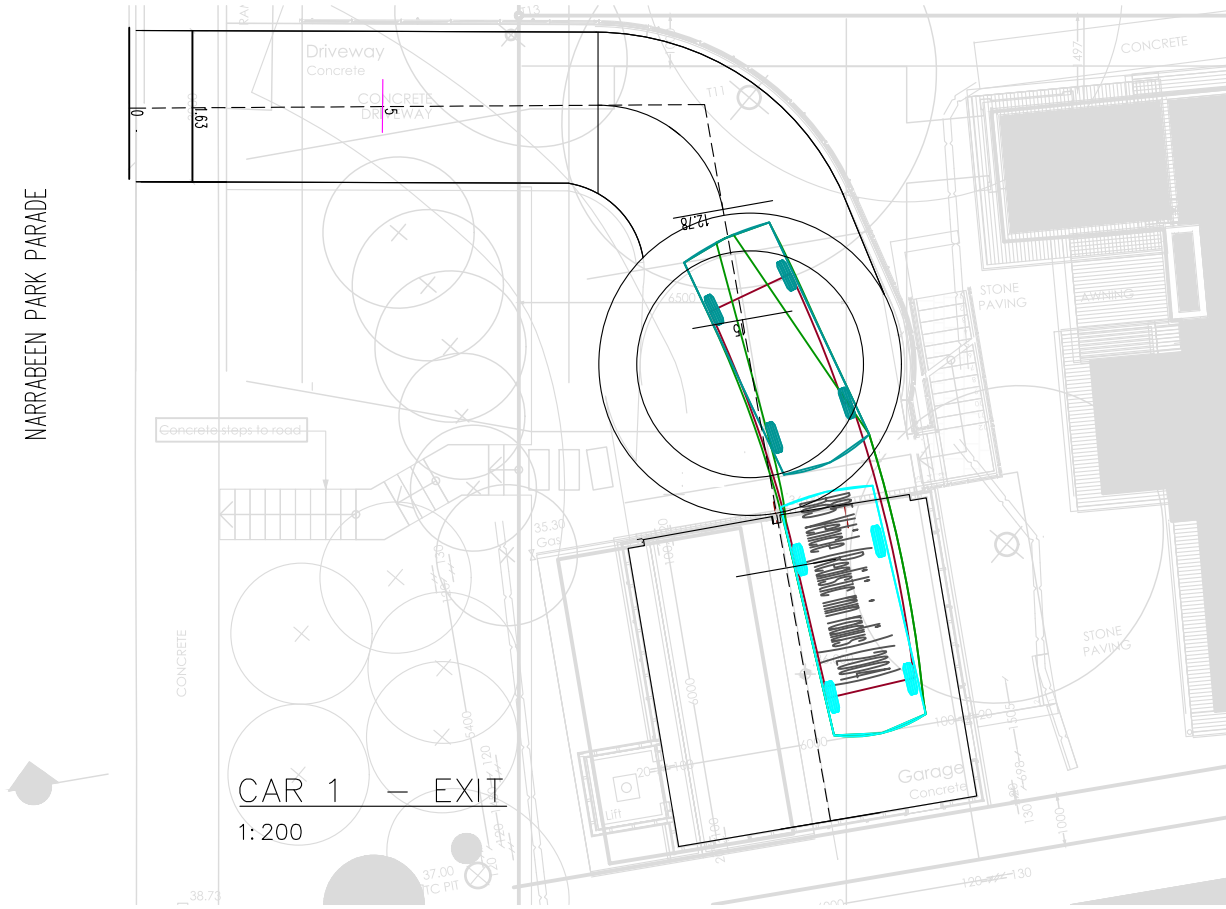
103 NARRABEEN PARK PARADE, MONA VALE			
DRIVEWAY - PLAN AND LONGSECTION			
Size	Status	Drw No.	Rev.
A3	APPROVED FOR DA SUBMISSION	CV-101	0



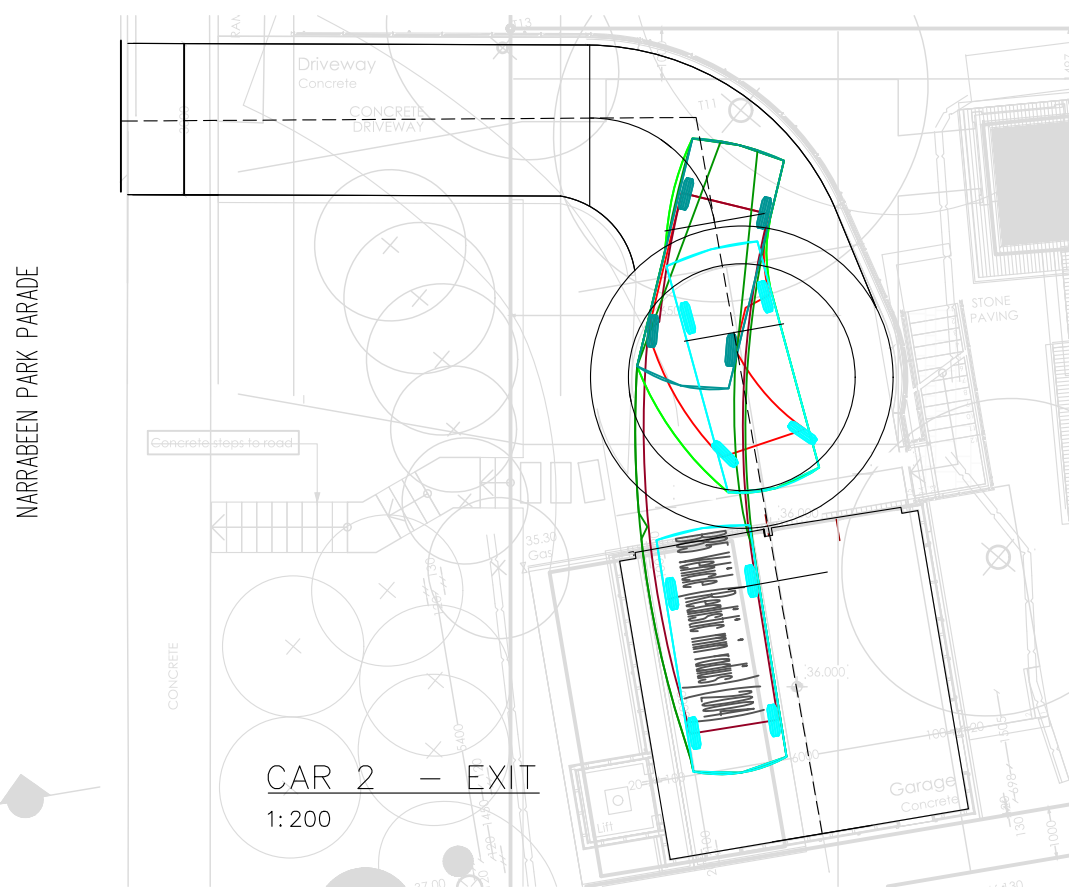
CAR1 - ENTRY
1: 200



CAR 2 - ENTRY
1: 200



CAR 1 - EXIT
1: 200



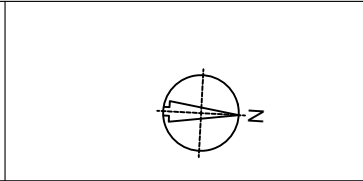
CAR 2 - EXIT
1: 200

NOT FOR CONSTRUCTION

This drawing is confidential and shall only be used for the purposes of this project.				
REVISIONS				
0	FRM	30/07/2020	APPROVED FOR DA SUBMISSION	MAI
No.	BY	DATE	DESCRIPTION	APPD

Scale
AS SHOWN
DO NOT SCALE. ALL DIMENSIONS ARE IN MILLIMETRES UNLESS OTHERWISE SPECIFIED

THE SIGNING OF THIS TITLE BLOCK CONFIRMS THE DESIGN AND DRAFTING OF THIS PROJECT HAVE BEEN PREPARED AND CHECKED IN ACCORDANCE WITH THE STELLEN QUALITY ASSURANCE SYSTEM			
DESIGNED	FRM	CHECKED	MAI
DRAWN	FRM	CHECKED	MAI
APPROVED	MAI	DATE	30/07/2020



103 NARRABEEN PARK PARADE, MONA VALE			
DRIVEWAY - ENTRY AND EXIT SWEEP PATHS			
Size	Status	Drng No.	Rev.
A3	APPROVED FOR DA SUBMISSION	CV-110	0