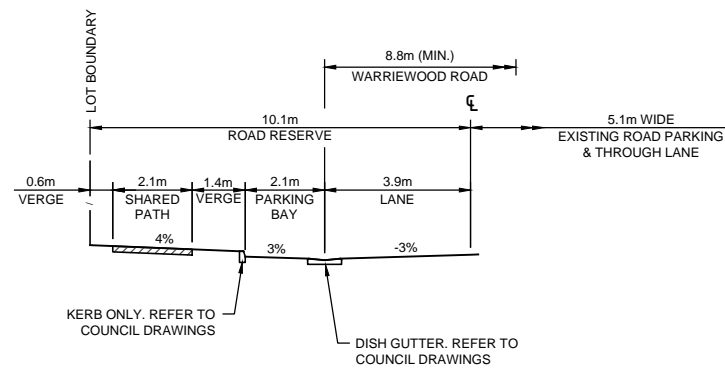
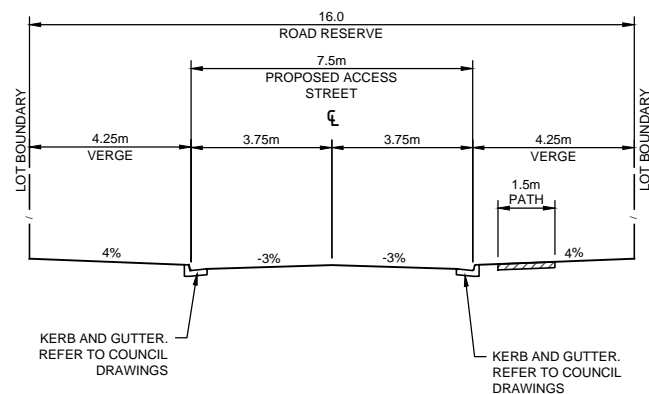


A1



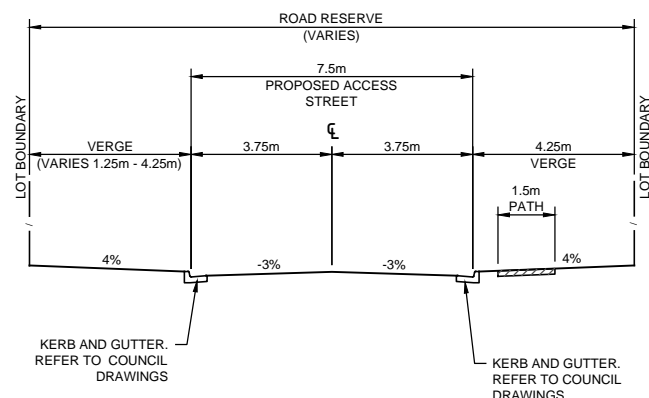
**WARRIEWOOD ROAD  
(WITH PARKING BAY)**

**A** SECTION  
004 SCALE NTS



**ROAD No.1**

**B** SECTION  
004 SCALE NTS



**LORIKEET GROOVE EXTENSION**

**C** SECTION  
005 SCALE NTS

REV	DATE	AMENDMENT DESCRIPTION
A	20.10.16	ISSUED FOR DEVELOPMENT APPLICATION



Project: **PROPOSED SUBDIVISION OF LOT 32 SECTION C D.P.5464 CIVIL AND SUBDIVISION WORKS**

Principal: <b>WOOLWICH PTY. LTD.</b>					
Scale: AS SHOWN	Date: 20.10.16	Council Ref: D.P.5464			
Datum: AHD	L.G.A. NORTHERN BEACHES				
Calc's: D.Y.	Drawn: E.F.	Proj.Man: A.M.	Client Ref:		



ABN 77 050 209 991  
Level 4, Suite 400  
DX 4408 EPPING  
16-18 Cambridge St  
EPPING NSW 2121  
PO Box 233  
EPPING NSW 1710

ACN 050 209 991  
DX 4408 EPPING  
Tel. 9969-1855  
Fax. 9969-2341  
reception@crhodes.com.au  
www.craigandrhodes.com.au  
© Craig & Rhodes



Drawing Title: <b>ROAD TYPICAL SECTIONS</b>		Revision: <b>A</b>
CR Ref: 063-16	Drawing Ref: 063-16C-DA-006	

DEVELOPMENT APPLICATION