











REV.	DATE	COMMENTS	DRWN	NOTES
A	22/05/2019	INITIAL DESIGN PLAN	WE	This drawing is the copyright of Action Plans and not be altered, reproduced or transmitted in any form or by any means in part or in whole with the written permission of Action Plans. Do not scale measure from drawings. Figured dimensions are to be used only. The Builder/Contractor shall check and verify all levels and dimensions on site prior to commencement of any work, creation of shop drawings, or fabrication of components. All errors and omissions are to be verified by the Builder/Contractor and referred to the designer prior to the commencement of works.
B	11/06/2019	FIRST DESIGN AMENDMENT	AJF	
C	18/06/2019	SECOND DESIGN AMENDMENT	AJF	
D	16/08/19	DOCUMENTED SET	AP	

LEGEND	
	NEW FLOOR AREA
	NEW WET FLOOR AREA
	METAL ROOFING
	TILED ROOFING
	TIMBER
	CONCRETE
	BRICKWORK
	METAL
	EXISTING
	DEMOLISHED

**CLIENT**  
TONY & LEE-ANNE  
NEVILLE

**PROJECT ADDRESS**  
4 PUSAN PLACE  
BELROSE, NSW, 2085

**DRAWING NO.**  
**DA05**

**DATE**  
Friday, August 16,  
2019

**DRAWING NAME**  
NORTH / EAST ELEVATION

**SCALE**  
1:100 @A3



**SCALE**  
1:100 @A3