LEGEND

- BOUNDARY
- EASEMENT
- S.455 MODIFICATION
- EXISTING CONTOURS
- EXISTING FENCE
- EXISTING PAVING
- EXISTING CONCRETE
- EXISTING TIMBER DECK
- ALUMINIUM EDGE
- PROPOSED PAVING
- PROPOSED POOL FENCE
- PROPOSED RETAINING WALL
- APPROVED RETAINING WALL
- EXISTING TURF TO BE RETAINED
- PROPOSED TURF
- PROPOSED LEVELS
- EXISTING TREE TO BE RETAINED

PROPOSED PLANT SCHEDULE

	KEY	BOTANICAL NAME	COMMON NAME	QTY	MATURE HGT	POT SIZE
		TREES				
*	SP	SYZYGIUM PANICULATUM	MAGENTA LILLY PILLY	1	10m	75Ltr
		SHRUBS				
	AC	ALPINIA CAERULEA	NATIVE GINGER	4	2m	200mm
^	BM	BUXUS MICROPHYLLA 'FAULKNER'	DWARF JAPANESE BOX	40	0.6m	250mm
*	GH	GERANIUM HOMEANUM	NATIVE GERANIUM	3	0.4m	200mm
*	GS	GREVILLEA SERICEA	PINK SPIDER FLOWER	3	2m	200mm
^	SA	SYZYGIUM AUSTRALE 'HINTERLAND GOLD'	HINTERLAND GOLD LILLY PILLY	12	4m	200mm
^	VO	VIBURNUM ODORATISSIMUM 'DENSE FENCE'	DENSE FENCE	19	2.5m	250mm
		GRASSES / GROUND COVERS				
*	LA	LOBELIA ALATA	LOBELIA	3	0.5m	140mm
*	PP	PANDOREA PANDORANA	WONGA WONGA VINE	5	0.2m	140mm

^ trained as hedge
* local native species

As per Condition 19 of DA 2022/0848

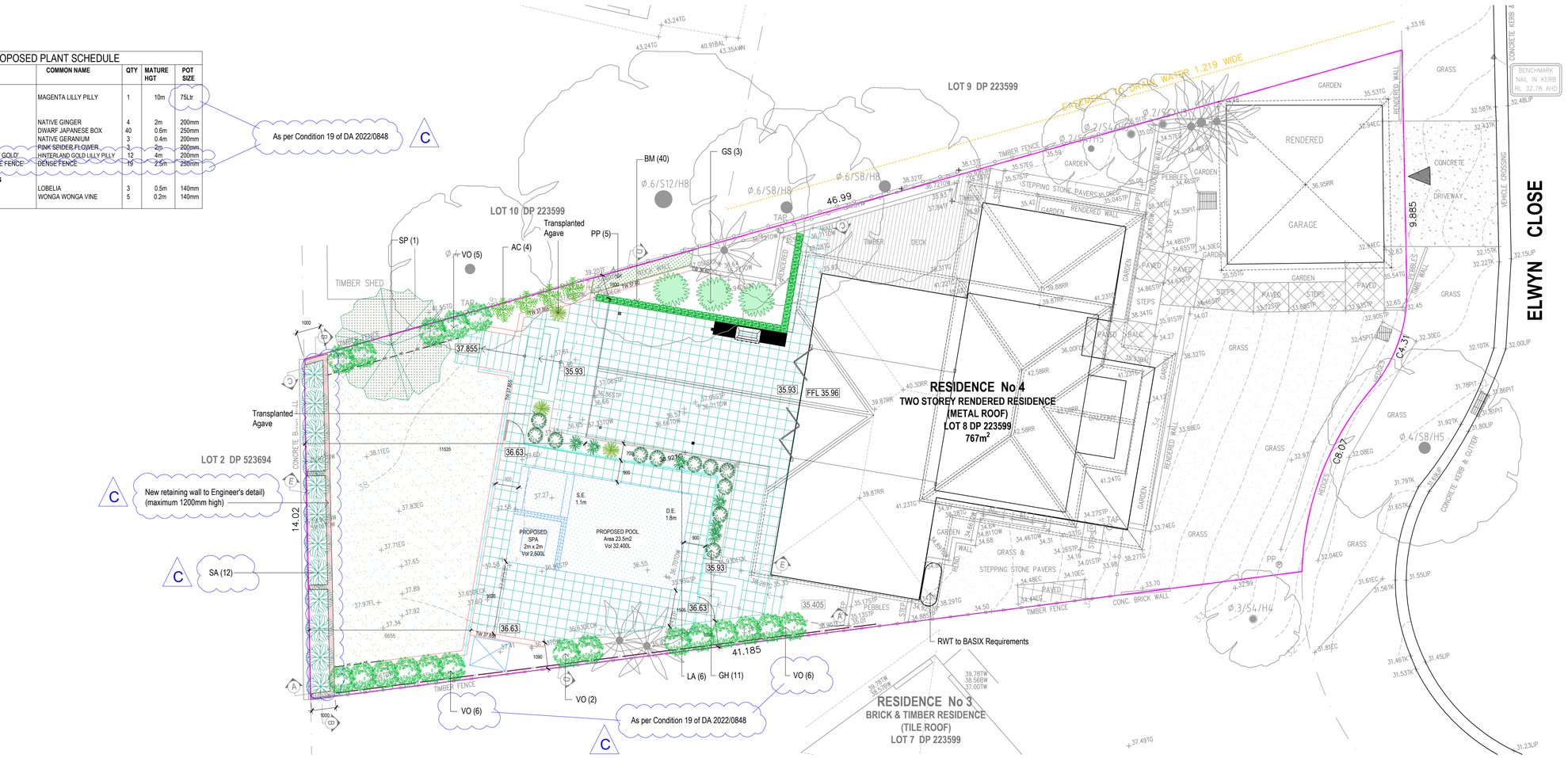

LANDSCAPE SPECIFICATION NOTES

SITE PREPARATION
Locate any underground and overground services & ensure no damage occurs. Levels on plan are nominal only & all dimensions to be checked on site prior to commencement. Final structural integrity of all items shall be the sole responsibility of landscape contractor.

WORKMANSHIP AND MATERIAL QUALITY
Materials and workmanship are to conform to the current applicable Australian Standard Specifications and Codes. Any work or materials, which, in the opinion of the Site Manager do not meet appropriate industry standards should be rejected. Rejected work shall be removed and reinstalled to an acceptable standard at no additional cost to the Client.
Where works are adjacent to existing works, make proper junctions between new and existing works and make good any damage caused to adjoining existing and retained works.

PROTECTION OF EXISTING TREES:
Prior to construction, the builder shall erect tree protection fencing to the drip line of existing trees to be retained. The fence shall be constructed of star pickets at 2.4m spacings and connected by three strands of 2mm wire at 300mm spacings to a minimum height of 1500mm. Protect all trees affected by demolition & construction. Take necessary precautions to protect the Structural Root Zone(SRZ) as per AS 4970-2009 Australian Standard for Protection of Trees on Development Sites.Tree protection measures shall remain intact until the completion of all construction works.
Prohibited Works or material storage within the TPZ as per AS 4970-2009 except with approval of council:
- entry of machinery or storage of building materials, parking of any kind of vehicle
- erection or placement of site facilities, removal or stockpiling of soil or site debris
- disposal of liquid waste including paint & concrete wash
- excavation or trenching of any kind (including irrigation or electrical connections).
- attaching any signs or any other objects to the tree, placement of waste disposal or skip bins
- pruning and removal of branches, other than those by a qualified Arborist

Compacted Ground/Coring: Avoid compaction of the ground under trees. If compaction nevertheless occurs loosen the soil by Coring. Coring to be carried out by a qualified Arborist.

REMOVAL OF EXISTING TREES
All trees to be removed shall be carried out by a qualified arborist and work shall conform to the provisions of AS4373-2007 Australian Standards for The Pruning of AmenityTrees.

ELIMINATE WEEDS
Remove all existing weeds by hand, wiping or spraying with a glyphosate based herbicide. Weed control shall never be performed by mechanical cultivation or by scraping. Herbicide spraying is to be used to eliminate all existing weeds 30 days prior to planting.

EXCAVATION & SUB SOIL PREPARATION
Excavate garden beds to the depth required and rip or scarify base & sides of pit to a minimum depth of 150mm.

SUB SOIL DRAINAGE
Install drainage layer where there is surface water runoff draining into garden bed areas & where the existing sub-soil has more than 50% clay composition & there is a risk of subsurface water ponding.
Install perforated corrugated ag. line 75-100mm Dia. with geotextile filter sock & backfill to a minimum 200mm using free draining material, reclaimed/recycled where available. Direct flows at a minimum 0.5% fall to SW system. In areas isolated from stormwater system excavate & backfill an appropriate water dispersion pit.

REUSE EXISTING TOPSOIL
Existing site topsoil should be salvaged & appropriately stockpiled where possible.

IMPORTED TOPSOIL
All construction must comply with AS 4419-2003 Soils for Landscaping and Garden Use. Turf Areas: 'Turf Underlay', Tree Pit and Shrub Planting: 'Premium Garden Mix' as supplied by, ANL p: 02 9450 1444 or approved alternative.
Planting in Planter Boxes: Soilmix A - 'Planter Box Mix', Soilmix B - Washed River Sand as supplied by, ANL p: 02 9450 1444 or approved alternative.

TREE STOCK
Tree stock to be supplied by production nurseries in accordance with AS 2303:2018 Tree Stock for Landscape Use. Health & Vigour: Supply plants with foilage size, texture & colour consistent with that shown in healthy specimens of the species. Balance of Crown: Supply plants with max. variation in crown bulk on opposite sides of stem axis, +/- 20%. Stock selection should also be based on NATSPEC Guide *Specifying Trees: a Guide to Assessment of Tree Quality*.

STAKING
Install 2 x 2400mm x 50mm x 50mm hardwood timber stakes with hessian ties to all trees. Provide appropriate support considering exposure to prevailing winds. Stakes and hessian ties to be removed as soon as the tree is self supporting.

ALUMINIUM GARDEN EDGING
Supply and install Link Edge 75mm as per Landscape Plan. Compact and level the base in the required area as indicated on Landscape Plan. Half hammer spikes into prepunched holes (approx 4 spikes every 3m length) starting from the first hole in the end of the Link Edge. Use spike washers supplied by manufacturer.Half hammer subsequent spikes in pivotal areas along the length. (Especially at points where a curve is required). Connect lengths together by using fish-plate connectors supplied by manufacturer. Check position of Link Edge is correct before hammering spikes firmly into ground.

IRRIGATION SYSTEM
New inground dripline irrigation system to be installed with backflow preventer and with timers. Irrigation system to be designed and installed to local codes.
The entire irrigation system shall be fully automated and provide drip irrigation to all tree, shrub and ground cover zones. It is the Contractor's responsibility to verify water pressure available and determine all design-built parameters prior to any installation and sizing of irrigation components. Irrigation system to be connected to water tank to supplement water from mains.

TIMBER DECK, STAIRS & BENCH SEATS
Supply and install timber deck, stairs and bench seats to BCA requirements and to Australian Standards. All framing timber posts to be treated pine. All decking, steps and bench seats to be hardwood. Decking to be fixed using stainless steel countersink nails or screws. Decking boards up to 86mm space with 3mm gaps, boards over 86mm space with 5mm gaps. Stagger joints and ensure all joins in decking boards sit over a joist. Pre drill nail holes into decking boards to avoid splitting. Nail to be 12mm from edges and ends of boards. Nails driven flush with surface (not punched). Each decking board should be nailed to each joist with two nails as per AS1684 or in accordance with manufacturers instructions.
Supply and install 2 coats of oil. Ensure minimum 300mm clearance between bearer & ground level to provide adequate airflow around structure.

MULCHING
All construction must comply with AS 4454-2003 Compost, soil conditioners and mulches. All planting area impacted by building works to receive 50-75mm of garden Mulch, Droughtmaster, ANL p: 02 9450 1444 or approved alternative. Keep mulch 100mm away from plant stem & form a well to stop excessive water runoff. Finish flush with adjacent surfaces.

TURFING
New turf- Sir Walter Softed Leafed Buffalo. Excavate / grade all areas to be turfed to 120mm below finished levels. Ensure that all surface runoff is directed away from buildings. Ensure that no pooling or ponding will occur. Further rip the subgrade to 150mm. Install 100mm of imported turf underlay. Rolls to be closely butted and laid in a brickwork pattern. Fill any small gaps with topsoil and water thoroughly.

WATERING
Water in immediately after plant installation & allow for soil settlement. For the first 2 to 4 weeks after planting, the root zone & immediate surrounds must be kept moist. Continue watering until plants have established.

STEPPING STONES
Install each stepping stone on a 75mm thick mortar bed and space according to plan. Stones to finish 20mm above adjacent surface. Fill gaps with ??? as specified.

RETAINING WALLS & PLANTER BOXES
All retaining walls & planter boxes to be constructed to Engineer's details. Ensure all internal surfaces are waterproofed. Geotextile wrapped ag. drainage line backfilled with aggregate is to be installed behind all retaining walls & connected to stormwater in accordance with Sydney Water regulations. All planter boxes are to have Atlantis drainage cell (or approved alternative) installed & connected to stormwater in accordance with Sydney Water regulations.

STAIRS AND BALUSTRADES
The stairs, balustrades and handrail are to comply with Part 3.9.1 and Part 3.9.2 of the BCA.

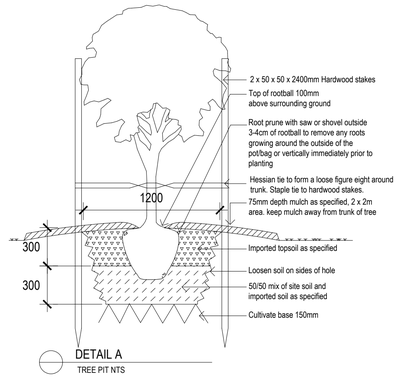

DETAIL A
TREE PIT NTS

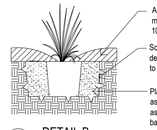

DETAIL B
SHRUB PLANTING DETAIL N.T.S

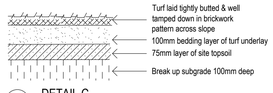

DETAIL C
TURF DETAIL N.T.S

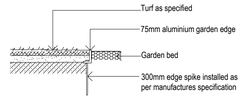

DETAIL D
ALUMINIUM EDGE DETAIL N.T.S

NOTES:
- Contractors to check and verify all dimensions and all levels on site prior to any works.
- Any discrepancies should be immediately referred to Space Landscape Designs.
- All work to comply with B.C.A. Statutory Authorities and relevant Australian Standards.
- Dimensions recognised over scaling. All measurements are in millimetres.

Rev.	Date	Issue	Checked
A	17/02/22	Preliminary Issue	AE
B	23/02/22	DA Issue	AE
C	28/08/24	S4.55 Issue	AE

SPACE LANDSCAPE DESIGNS
Space Landscape Designs Pty Ltd
ABN 60 799 663 674 ACN 139 316 251
info@spacedesigns.com.au
spacedesigns.com.au
P 02 9905 7870 F 02 9905 7657
Suite 138, 117 Old Pittwater Rd, Brookvale NSW 2100

PROJECT: New Pool, Spa & landscaping
SITE ADDRESS: 4 Elwyn Close, MONA VALE
CLIENT: McGuinness
DRN: C.Wallace (B.LArch)
SCALE: 1:100@A1
PROJECT NO: 211573
N
DRAWING TITLE: LANDSCAPE PLAN
DRAWING No: DA-04
Rev: C