

Applicant and Project Details

Complete this page and the relevant Sections that apply to your proposed development.

Applicants' Details

Name: (must be the same as the DA form)	ANNIE and FRED DOYLE
Address: (must be the same as the DA form)	24 HILMA STREET COLLARROY PLATEAU NSW 2097
Phone Number:	
Email Address:	

Property Details

Lot No: Deposited Plan (DP) No: or Strata Plan (SP) No:	LOT 43, DP 223914
Unit No: House No: Street: Suburb: Postcode:	24 HILMA STREET COLLARROY PLATEAU NSW 2097

Project Details

Description of proposed development:	ALTERATIONS & ADDITIONS - first floor addition; roof & balcony modifications; cabana; landscape concept incl. new pool enclosure; rectifications & improvements
Structures to be demolished:	PARTIAL DEMOLITION OF EXISTING DWELLING FABRIC

Applicant Declaration

I declare that:

1. This plan has been completed in accordance with the Waste Management Guidelines
2. To the best of my knowledge, the details on this form are accurate and correct

Applicant and Project Details

Complete this page and the relevant Sections that apply to your proposed development.

Applicants' Details

Name: (must be the same as the DA form)	ANNIE and FRED DOYLE <i>FRED J. P. VAN SIEEL</i>
Address: (must be the same as the DA form)	24 HILMA STREET COLLARROY PLATEAU NSW 2097
Phone Number:	
Email Address:	

Property Details

Lot No: Deposited Plan (DP) No: or Strata Plan (SP) No:	LOT 43, DP 223914
Unit No: House No: Street: Suburb: Postcode:	24 HILMA STREET COLLARROY PLATEAU NSW 2097

Project Details

Description of proposed development:	ALTERATIONS & ADDITIONS - first floor addition; roof & balcony modifications; cabana; landscape concept incl. new pool enclosure; rectifications & improvements
Structures to be demolished:	PARTIAL DEMOLITION OF EXISTING DWELLING FABRIC


Applicant Declaration


I declare that:

1. This plan has been completed in accordance with the Waste Management Guidelines
2. To the best of my knowledge, the details on this form are accurate and correct

I understand that:

1. All records demonstrating lawful disposal of waste will be retained and kept readily accessible for inspection by regulatory authorities such as Council, NSW Environment Protection Authority or WorkCover NSW.
2. A bond in accordance with Council's fees and charges may apply to this development and must be paid to Council prior to any works commencing.
3. The bond will only be refunded when Council is satisfied that all waste outlined in this plan has been managed as per the plan, and evidence such as photos, receipts and statutory declarations must be supplied where appropriate.

Signature of Applicant:  Date: 6/10/2023

FRD J.P. VAN DER
 6 Oct 2023.

Section 1 – Demolition

This section must be completed in accordance with 'Chapter 1 – Demolition' of the Waste Management Guidelines

MATERIALS ON SITE	DESTINATION <i>Evidence such as weighbridge dockets and invoices for waste disposal or recycling must be retained on site for inspection</i>					
	REUSE AND RECYCLING (MOST FAVOURABLE)				DISPOSAL (LEAST FAVOURABLE)	
Types of Waste Material	Estimated Volume (m ³) or Weight (t)	ONSITE RE-USE ✓ Specify how material will be reused on site	OFFSITE RECYCLING ✓ Recycling Outlet (RO) ✓ Waste Transport Contractor (WTC)		OFFSITE DISPOSAL ✓ Specify landfill site (LS) ✓ Specify Waste Transport Contractor (WTC)	
			WTC	RO	WTC	LS
Excavated Material	0.05m ³	IF CLEAN, REUSE ON SITE				
Garden Organics						
Bricks	0.3m ³	REUSE IN NEW WORK, RETAIN FOR PAVING			OPTION NOT AVAILABLE: These materials must be re-used or separated on or off site and sent for recycling.	
Tiles	0.2m ³		LOCAL COMPANY 0.2m ³			
Concrete	0.25m ³		LOCAL COMPANY 0.25m ³			
Timber	0.1m ³	REUSE FOR FORMWORK				
Plasterboard	0.15m ³		LOCAL COMPANY 0.15m ³			
Metals	0.2m ³		LOCAL COMPANY 0.2m ³			
Asbestos						
Other waste (please specify)						
Estimated Total % Recovered						

Refer to the estimation tables in 'Chapter 1 – Demolition' of the Guidelines for assistance in completing this table.

The applicant must submit a Site Plan showing the structures to be demolished and storage areas for waste and construction materials (if the development also includes construction).

WMP Checklist

Have you included the following:	Applicant Tick
A site plan showing: <ul style="list-style-type: none"> • The structures to be demolished. • Storage areas for waste to be reused, recycled, or disposed of. • Materials storage (if the development also includes construction) 	<input checked="" type="checkbox"/>
The table on the previous page, completed in accordance with 'Chapter 1 – Demolition' in the guidelines.	<input checked="" type="checkbox"/>

Section 2 – Construction



This section must be completed in accordance with 'Chapter 2 – Construction' of the Waste Management Guidelines

MATERIALS ON SITE	DESTINATION <i>Evidence such as weighbridge dockets and invoices for waste disposal or recycling must be retained on site for inspection</i>					
	REUSE AND RECYCLING (MOST FAVOURABLE)			DISPOSAL (LEAST FAVOURABLE)		
Types of Waste Material	Estimated Volume (m ³) or Weight (t)	ONSITE RE-USE ✓ Specify how material will be reused on site	OFFSITE RECYCLING ✓ Specify recycling outlet (RO) ✓ Specify Waste Transport Contractor (WTC)	OFFSITE DISPOSAL ✓ Specify landfill site (LS) ✓ Specify Waste Transport Contractor (WTC)		
* Please specify			WTC	RO	WTC	LS
Excavated Material	N/A					
Garden Organics	NO WASTE ANTICIPATED					
Bricks					OPTION NOT AVAILABLE: These materials must be re-used or separated on or off site and sent for recycling.	
Tiles	0.1m ³ cut tiles	RETAIN ALL FULL LEFT OVERS ON SITE	LOCAL COMPANY 0.1m ³			
Concrete	NO WASTE ANTICIPATED - SEND BACK WITH TRUCK					
Timber*	0.3m ³ offcuts		LOCAL COMPANY 0.3m ³			
Plasterboard	0.1m ³ offcuts		LOCAL COMPANY 0.1m ³			
Metals*	0.1m ³ offcuts		LOCAL COMPANY 0.1m ³			
Asbestos						
Other waste*	2.0m ³ packaging & plastics		LOCAL COMPANY 1.0m ³		LOCAL COMPANY 1.0m ³	
Estimated Total % Recovered						

Refer to the estimation tables in 'Chapter 2 – Construction' of the Guidelines for assistance in completing this table.

The applicant must submit a Site Plan showing the structures to be demolished and storage areas for waste and construction materials (if the development also includes construction).

WMP Checklist

Have you included the following:	Applicant Tick
A site plan showing: <ul style="list-style-type: none"> • The structures to be demolished. • Potential storage areas for waste to be reused, recycled, or disposed of. • Materials storage 	
The table on the previous page, completed in accordance with 'Chapter 2 – Construction' in the guidelines.	

Section 3 – On-going waste management for one or two dwellings

This section is to be completed in accordance with 'Chapter 3 – On-going waste management for one or two dwellings' of the Waste Management Guidelines.

Type of development: **DWELLING HOUSE - ALTERATIONS & ADDITIONS TO EXISTING**

Number of dwellings: **1**

WMP Checklist

Do your architectural and landscape plans include the following:	Applicant Tick
Waste Storage Area design requirements (Chapter 3.2.)	<input checked="" type="checkbox"/>
Waste Storage Area location requirements (Chapter 3.3.)	<input checked="" type="checkbox"/>