PLANNING
BUILDING
HERITAGE
LANDSCAPE
URBAN DESIGN

CITY PLAN SERVICES

31 July 2008

The General Manager
Pittwater Council
DX 9018 Mona Vale

Dear Sir or Madam

PROPERTY ADDRESS SHOP 20 & 20A CENTRO S/C, WARRIEWOOD - MEDICARE
DEVELOPMENT APPLICATION NO N0288/08
CONSTRUCTION CERTIFICATE NO CC G80916

City Plan Services Pty Ltd has issued a Construction Certificate under Part 4A of the Environmental Planning and Assessment Act 1979 for the above premises

Please find enclosed the following documentation

- Notice of Commencement
- Construction Certificate No CC G80916
- Documentation used to determine the application for the Construction Certificate as detailed in the listed Schedules of the certificate
- Approved plans and specifications
- Copy of application (with appointment of PCA from Owner OR PCA Appointment Form)
- Copy of Long Service Levy
- $30 cheque for Council's registration fee

Should you need to discuss any issues, please do not hesitate to contact the Project Manager, Jenny Wright on the contact details listed

Yours faithfully

William Nettleton
Director

encl

R# 242908

5/8/2008

SCANNED
7 AUG 2008
PITTWATER COUNCIL

Z \Access\270701 AccessNew\Templates\CC Letter Council doc

PLANNING
BUILDING
HERITAGE
LANDSCAPE
URBAN DESIGN

CITY PLAN SERVICES

CONSTRUCTION CERTIFICATE NO CC G80916

Issued under Section 81A(5) and Part 4A Sections 109C of the Environmental Planning and Assessment Act 1979

APPLICANT	
Name of person with benefit of the development consent	IA Group Pty Ltd
Address of applicant	PO Box 276 GLEBE NSW 2037
Contact Details	Phone (02) 9562 9740
OWNER	
Name	Centro Properties Group C/- IA Group Pty Ltd
Address	PO Box 276 GLEBE NSW 2037
Contact Details	Phone (02) 9562 9740
DEVELOPMENT CONSENT	
Consent Authority/Local Government Area	Pittwater Council
Development Consent No	N0288/08
Date of Development Consent	21st July 2008
PROPOSAL	
Address of Development	Shop 20 & 20a No 12 Jackson Rd, Centro Shopping Centre, Warriewood
Building Classification	Class 5
Scope of building works covered by this Notice	Fitout for a "Medicare" Office
Value of Construction Certificate (Incl GST)	$240,000 00
Plans and Specifications approved	Schedule 1 See attached Notice
Fire Safety Schedule	Schedule 2 See attached Notice
Critical Stage Inspections	See attached Notice
Exclusions	
Conditions (Clause 187 or 188 of the Environmental Planning & Assessment Regulation 2000)	
PROJECT REGULATIONS CONSULTANT	Please contact Jenny Wright for any inquiries
CERTIFYING AUTHORITY	William Nettleton for and on behalf of City Plan Services Pty Ltd
ACCREDITATION BODY	Building Professionals Board Registration No BPB0292

That I, William Nettleton, as the certifying authority certify that the work if completed in accordance with the plans and specifications identified in Schedule 1 (with such modifications verified by the certifying authority as may be shown on that documentation) will comply with the requirements of the Environmental Planning & Assessment Regulation 2000 as referred to in section 81A(5) of the Environmental Planning and Assessment Act 1979

DATED THIS 4th DAY OF August 2008

William Nettleton
Director

NB Prior to the commencement of work S81A(2)(b)(i) and (ii) and (b2)(i) and (ii) and (iii) and (c) of the Environment Planning and Assessment Act 1979 must be satisfied

Z \Access\270701 AccessNew\Templates\CC Certificate doc

PLANNING
BUILDING
HERITAGE
LANDSCAPE
URBAN DESIGN

CITY PLAN SERVICES

SCHEDULE 1
APPROVED PLANS AND SPECIFICATIONS

1 Endorsed architectural plans prepared by Interiors Australia

Plan Title	Drawing No	Revision	Date
Leasing Plan	AA50	-	-
Leasing Plan	AA0001	-	-
Shopfront Elevation & Section	07	A	Jan 08
Demolition Plan	A01	-	Jan 08
Electrical Plan	A06	-	Jan 08
Finishes Plan	A03	A	Jan 08
Master Plan	A05	A	Jan 08
Partition Plan	A02	A	Jan 08
RCP	A04	A	Jan 08

2 Other documents relied upon

Title	Prepared By	Reference	Date
Owners Consent	Centro Properties Group	-	01/07/07
Long Service Levy Receipt	Long Service Corp	00062288	16/07/08

PLANNING
BUILDING
HERITAGE
LANDSCAPE
URBAN DESIGN

CITY PLAN SERVICES

SCHEDULE 2
FIRE SAFETY SCHEDULE

The Annual Fire Safety Certificate was prepared by Enfact, dated 6th February 2008

SEE ATTACHED

PH 02 4322 7035
FAX 02 4322 5547

SUITE 23 207 ALBANY STREET NORTH
GOSFORD NSW 2250 DX 7215 GOSFORD

WWW.CITYPLAN.COM.AU
ABN 50 103 185 431

LONG SERVICE
BUILDING & CONSTRUCTION

16 July 2008

Building and Construction Industry
Long Service Payments Corporation
Locked Bag 3000
Central Coast MC NSW 2252
Tel 13 14 41
Fax (02) 9287 5685
Email info@lspc nsw gov au
www lspc nsw gov au
ABN 93 646 090 808

IA GROUP PTY LTD
PO BOX 276
GLEBE NSW 2037

Levy Receipt

Receipt No
00062288

Received from (Name of person or organisation paying for levy)

IA GROUP PTY LTD

the amount of

$840 00

Payment details

Cheque	030657	$840 00	IA GROUP PTY LIMITED

being payment for Long Service Levy as detailed below

Levy Payment Form number	0297538
Council/Department/Authority	PITTWATER COUNCIL
C C Number	CCG80916
Work address	20 & 20A CENTRO SHOPPING CENTRE WARRIEWOOD NSW
Estimated value of work	$240,000 00
Levy payable (No exemption)	**$840 00**
Total levy paid	**$840 00**

Signed (Signature of authorised person) Townsend

Date 16/7/08

70890

Centro
Properties Group

APPLICATION FOR

DEVELOPMENT CERTIFICATE	Yes or N/A
CONSTRUCTION CERTIFICATE	Yes or N/A
COMPLYING DEVELOPMENT CERTIFICATE	Yes or N/A
PRINCIPAL CERTIFYING AUTHORITY	Yes or N/A

APPLICANT

Name/Company SHOP 20/200 – MEDICARE

Address

Postcode

Contact Numbers Phone Mobile

Email Fax No

Signature of Applicant. Date

CONSENT OF OWNER(S)

I/We as the owners of the above property authorise for CPT Custodian Pty Limited to provide Certification and to act as the Principal Certifying Authority for the subject building works including site inspections and to lodge the notice of Commencement/ Appointment of the Principal Certifying Authority with the relevant council

Company Name Centro Properties Group

Shopping Centre Name CENTRO WARRIEWOOD

Address 12 JACKSON RD WARRIEWOOD NSW 2102

Contact Numbers Phone 9913 4444 Mobile

Email Fax No 9913 1056

Signature of registered Owner(s) Company CHRISTOPHER ERRINGTON

Stamp or seal to be Affixed if applicable

Date 1 JULY 2007

EnFact

ANNUAL/SUPPLEMENTARY FIRE SAFETY STATEMENT

under Part 9 of the Environmental Planning and Assessment Regulation 2000

Type of Statement	☑ Annual ☐ Supplementary (Tick One)
Annual statement name owner/agent address	I
	Of
	Certify (a) That each essential fire safety measure specified in this statement has been assessed by a properly qualified person and was found, when it was assessed, to be capable of performing - (i) in the case of an essential fire safety measure applicable by virtue of a fire safety schedule, to a standard no less than that specified in the schedule, or (ii) in the case of an essential fire safety measure applicable otherwise than by virtue of a fire safety schedule, to a standard no less than that to which the measure was originally designed and implemented, and (b) the building has been inspected by a properly qualified person and was found, when it was inspected, to be in a condition that did not disclose any grounds for a prosecution under Division 7 and (c) the information contained in this certificate is, to the best of my knowledge and belief, true and accurate
Identification of Building / Location	House/unit no or name **Centro Warriewood Shopping Centre**
	Street **12 Jacksons Road**
	Suburb **WARRIEWOOD, NSW 2102**
	Description of part (where applicable) **WHOLE OF BUILDING**
Owner's details Name & Address	**Centro Properties Group** **12 Jacksons Rd, Warriewood 2102**
	Phone (02) 9913 4444 / Fax (02) 9913 1056

EnFact

Essential/Critical Fire Safety Measures	Date Assessed	Standard of Performance / Maintenance
Automatic fire suppression (Sprinklers)	*20-12 07*	*AS 2118 1-2005, AS 1851 3 1985*
Automatic fire detection & Alarm System	*20-12-07*	*AS 1670-2001, AS 1851 8-1987*
Emergency Warning and Intercommunication System (EWIS)	*20-12 07*	*AS 2220 1/2, AS 4428 1-1998, AS 1851 10*
Fire Hydrants	*20 12 07*	*AS 2419 1-1996 AS 1851 4 1992*
Hose reel system	*20 12-07*	*AS 2441-1988, AS 1851 2-1995*
*Portable fire extinguishers**	*20 12 07*	*AS 2444-2001, AS 1851 1-1995*
Emergency lighting – Common areas	*19-12-07*	*AS 2293 1 BCA E4 2 & E4 4*
Exit signs	*19 12-07*	*AS 2293 1, BCA E4 5 & E4 8*
Fire doors	*5-12-07*	*AS 1905 1-1997*
Automatic fail safe devices	*20 12 07*	*BCA D2 19, D2 21*
Warning and operational signs	*20-12-07*	*LGA 654 BCA D2 22 & D2 23*
Mechanical air handling system/smoke control	*14-01-08*	*AS 1668 1*
Fire dampers	*14-01 08*	*AS 1668 1, AS 1682 1 & 2*
Fire seals protecting openings in fire resisting components of the building	*20-12 07*	*AS 4072 1-1992, AS 1530 4 1975*
Paths of travel stairways passageways or ramps	*20-12 07*	*BCA D2 7 EPA Reg 2000*
** - Remedial work in progress*		

Date on which building or part of building was inspected	Dated this	20th	Day of	December	2007
Date of statement	Dated this	**6th**	Day of	**February**	**2008**

Authorisation	Print name	Owner/Agent	Signature

FALSE OR MISLEADING STATEMENTS
A person is guilty of an offence if the person makes any statement, knowing it to be false or misleading in an important respect, in or in connection with any document lodges with a consent authority or certifying authority for the purposes of the Act or this Regulation (Clause 283 of the Environmental Planning and Assessment Regulation 2000)

NOTES

** A copy of this statement (together with a copy of the current fire safety schedule) must be forwarded to the Council and the Fire Commissioner of the New South Wales Fire Brigades, Fire Safety Division, Locked Bag 12, PO GREENACRE NSW 2190*

** A copy of this statement (together with a copy of the current fire safety schedule) must be prominently displayed in the building*

PLANNING BUILDING HERITAGE LANDSCAPE URBAN DESIGN CITY PLAN SERVICES

CONSTRUCTION CERTIFICATE APPLICATION

Made under the *Environmental Planning and Assessment Act 1979*
Sections 81A(2) 109C(1)(b)

IDENTIFICATION OF BUILDING

Address JACKSONS ROAD

Lot, DP/MPS etc

Suburb or town WARRIEWOOD Post Code 2102

DESCRIPTION OF DEVELOPMENT
Detailed Description

PROPOSED INTERNAL FITOUT OF THE EXISTING SHOP 20 AND EXTENSION INTO THE ADJACENT SHOP 20A

APPLICANT

Name ARNOLD TAN Company INTERIORS AUSTRALIA PTY LTD

Address GPO BOX 5008

Suburb or town SYDNEY Post Code 2001

Phone B/H 9562 9700 Fax No 9562 9701

Mobile 0423736685 Email arnoldtan@iagroup.com.au

Signature of Applicant Sign Date 11 JUNE '08

CONSENT TO ALL OWNER(S)

Name Company

Address

Suburb or town Post Code

Phone B/H Fax No

Mobile Email

SEE ATTACHED

As the owner I/we hereby (tick appropriate box/s),

☑ *Authorise for this Construction Certificate Application to be submitted under the Environmental Planning & Assessment Act 1979, with City Plan Services Pty Ltd*

☑ *Appoint William Nettleton/Paul Russell/William Dagger of City Plan Services Pty Ltd as the Principal Certifying Authority for the building work identified in this application.*

Signature of Owner Sign Date

TELEPHONE 4322 7035 SUITE 23 207 ALBANY STREET NORTH WWW.CITYPLAN.COM.AU
FACSIMILE 4322 5547 GOSFORD NSW 2250 ABN 30 075 223 353

PLANNING
BUILDING
HERITAGE
LANDSCAPE
URBAN DESIGN

CITY PLAN SERVICES

VALUE OF WORK

Estimated Cost of work. $ 240,000 00

GST $ 24,000 00

For developments over $5 million a Quantity Surveyors Certificate verifying the cost must be submitted on lodgement of the application

DEVELOPMENT CONSENT

Development Consent No — No N 0288/08

Date of Determination — Date 21/7/2008

BUILDING CODE OF AUSTRALIA BUILDING CLASSIFICATION

Nominated on the Development Consent — Class 6

RESIDENTIAL BUILDING WORK

Relevant only to residential building work

Owner-builder Permit No _____

or

Name of Builder _____

Address _____

Telephone _____ Fax _____

Contractor License No _____

PLANNING BUILDING HERITAGE LANDSCAPE URBAN DESIGN CITY PLAN SERVICES

Schedule 1 Information to be Collected for ABS Particulars of the proposal

DESCRIPTION

What is the area of the land (m^2) SHOP 20 & 20A - 156 9 m^2

Gross floor area of existing building (m^2) SHOP 20 - 110 5 m^2

What are the current uses of all or parts of the building(s)/land?

(If vacant state vacant)

Location _____ Use _____

Does the site contain a dual occupancy? No

What is the gross floor area of the proposed addition or new building (m^2) SHOP 20A - 46 4 m^2

What are the proposed uses of all parts of the building(s)/land? SHOP

Location SHOP 20 & 20A Use SHOP

Number of pre-existing dwellings

Number of dwellings to be demolished

How many dwellings are proposed?

How many storeys will the building consist of?

MATERIALS TO BE USED

Walls	Code	Roof	Code
Brick veneer	12	Aluminium	70
Full brick	11	Concrete	20
Single brick	11	Concrete tile	10
Concrete block	11	Fibrous cement	30
Concrete/ masonary	20	fibreglass	80
Concrete	20	Masonry/terracotta shingle tiles	10
Steel	60	Slate	20
Fibrous cement	30	Steel	60
Hardiplank	30	Terracotta tile	10
Timber/weatherboard	40	Other	80
Cladding aluminium	70	Unknown	90
Curtain glass	50		
Other			
Unknown	90		

Floor	Code	Frame	Code
Concrete	20	Timber	40
Timber	10	Steel	60
Other	80	Other	80
Unknown	90	Unknown	90

PLANNING BUILDING HERITAGE LANDSCAPE URBAN DESIGN CITY PLAN SERVICES

Schedule 2 – Existing Essential Fire Safety Measures
Part 1 of 2

Item No	Existing Measure	Is this measure Installed in the Building? Yes / No	If yes enter the current standard of performance (eg ORD 70 Clause 19 2 or BCA Clause E1 5 & AS 2118 1 1999)
1	Access Panels doors and hoppers to fire resisting shaft		
2	Automatic fail safe devices	YES	BCA D2 19, D2 21
3	Automatic fire detection and alarm system	YES	AS1670-2001, AS 1851 8-1987
4	Automatic fire suppression system (sprinkler)	YES	AS 2118 1-2005, AS 1851 3 1985
5	Automatic fire suppression system (others – specify)		
6	Emergency lighting	YES	AS2293 1, BCA E4 2 & E4 4
7	Emergency lifts		
8	Emergency warning and intercommunication system	YES	AS 2220 1/2, AS4428 1-1998 AS 1851
9	Exit signs	YES	AS 2293 1, BCA E4 5 & E4 8
10	Fire control centres and rooms		
11	Fire dampers	YES	AS 1668 1, AS 1682 1 & 2
12	Fire doors	YES	AS 1905 1 - 1997
13	Fire hydrant systems	YES	AS 2419 1-1996, AS1851 4 1992
14	Fire seals (protecting openings in fire resisting components of the building)	YES	AS 4072 1-1992, AS 1530.4-1975
15	Fire shutters		
16	Fire windows		
17	Hose reel system	YES	AS 2441-1998, AS 1851.2 - 1995
18	Light weight construction		
19	Mechanical air handling systems	YES	AS 1668 1
20	Paths of travel stairways passageways or ramps	YES	BCA D2 7, EPA Reg 2000
21	Perimeter vehicle access for emergency vehicles		
22	Portable fire extinguishers	YES	AS2444-2001, AS 1851 1-1995
23	Pressurising system		
24	Required (automatic) exit doors		
25	Safety curtains in proscenium openings		
26	Smoke and Heat Vents		
27	Smoke Control System		
28	Smoke dampers		
29	Smoke detectors and heat detectors		
30	Smoke doors		
31	Solid-Core doors		
32	Stand-By Power Systems		
33	Wall wetting sprinkler and drencher systems		
34	Warning and operational signs	YES	LGA 65A, BCA D2 22 & D2 23
35	OTHERS - Specify		

This is an accurate statement of all existing Fire Safety Measures implemented in the whole building

Signed (Owner/ Agent) Name ARNOLD TAN Date 11 JUNE '08

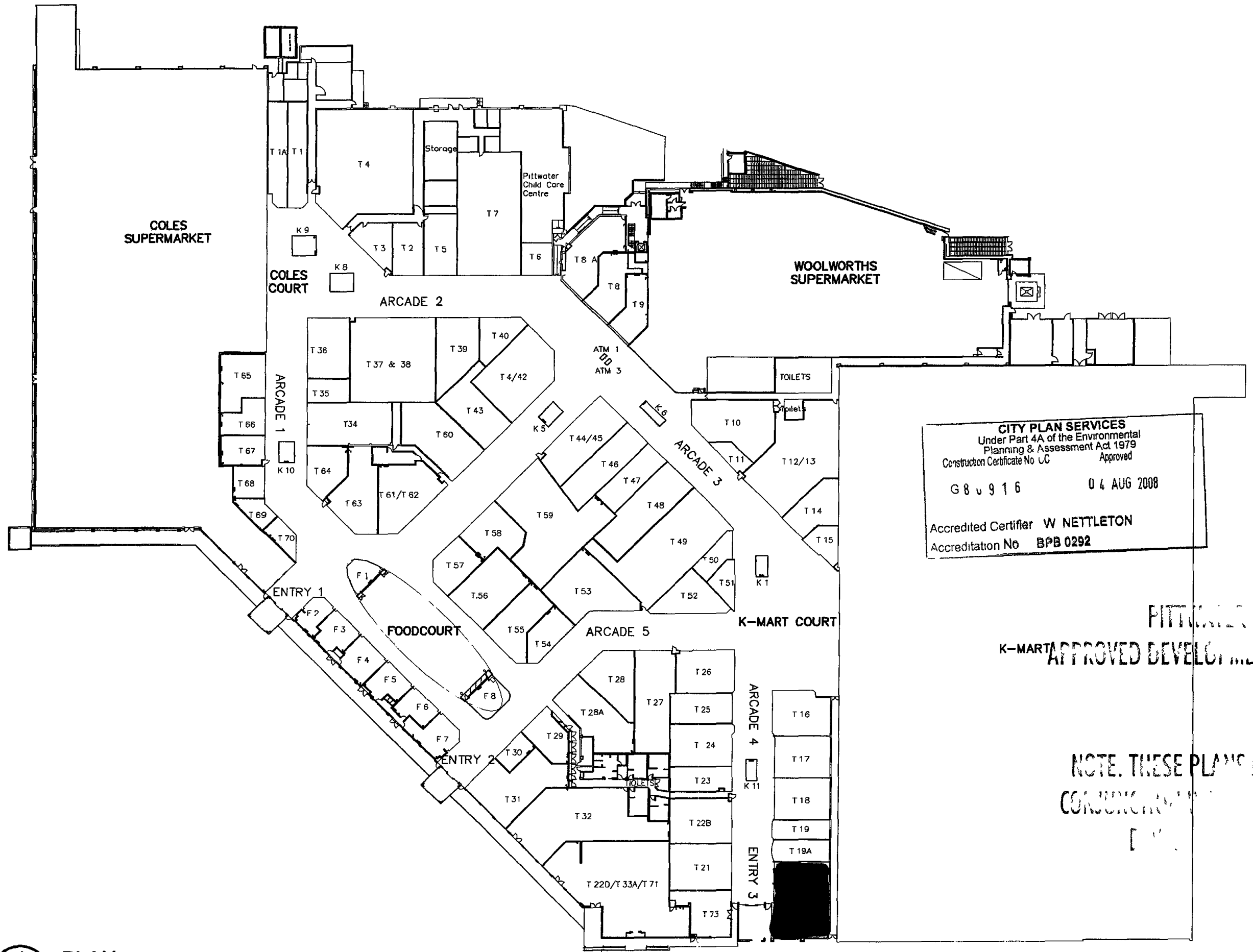

1 AA50 PLAN 1 700

CITY PLAN SERVICES
Under Part 4A of the Environmental Planning & Assessment Act 1979
Construction Certificate No CC Approved
G8 0 9 1 6 04 AUG 2008
Accredited Certifier W NETTLETON
Accreditation No BPB 0292

PITTWATER COUNCIL
APPROVED DEVELOPMENT CONSENT PLANS

NOTE. THESE PLANS MUST BE READ IN CONJUNCTION WITH ALL CONDITIONS OF [illegible]

PRELIMINARY

NOTES

This drawing is copyright and the property of WOODHEAD INTERNATIONAL and must not be used without written authorisation. Do not scale this drawing. All dimensions are to be verified on site and any discrepancies reported before commencement of any work or shop drawings.

KEY PLAN

Issue	Rev.	Revision Description	Date

Project Management
Quantity Surveyor
Structural & Civil
Mechanical
Electrical
Hydraulic
Fire
BCA Consultant
Landscape Architect

Client
WARRIEWOOD SHOPPING CENTRE

Architects
WOODHEAD INTERNATIONAL
SYDNEY
343 Pacific Highway North Sydney NSW 2060
Telephone (02) 9964 9500 Facsimile (02) 9964 9683
ACN NO. 007 747 748
ADELAIDE BANGKOK BRISBANE CAIRNS CANBERRA DARWIN MELBOURNE PERTH SINGAPORE SHANGHAI SYDNEY

Drawn		Consultant Coordinated	
Design Verification		Project Director Approval	
Documents/Iss Coordinated			

Project Description
Project Number 00 0183 02 AR

Drawing Title LEASING PLAN
Scale 1 700 A3-SHEET
Drawing Number AA50
Issue

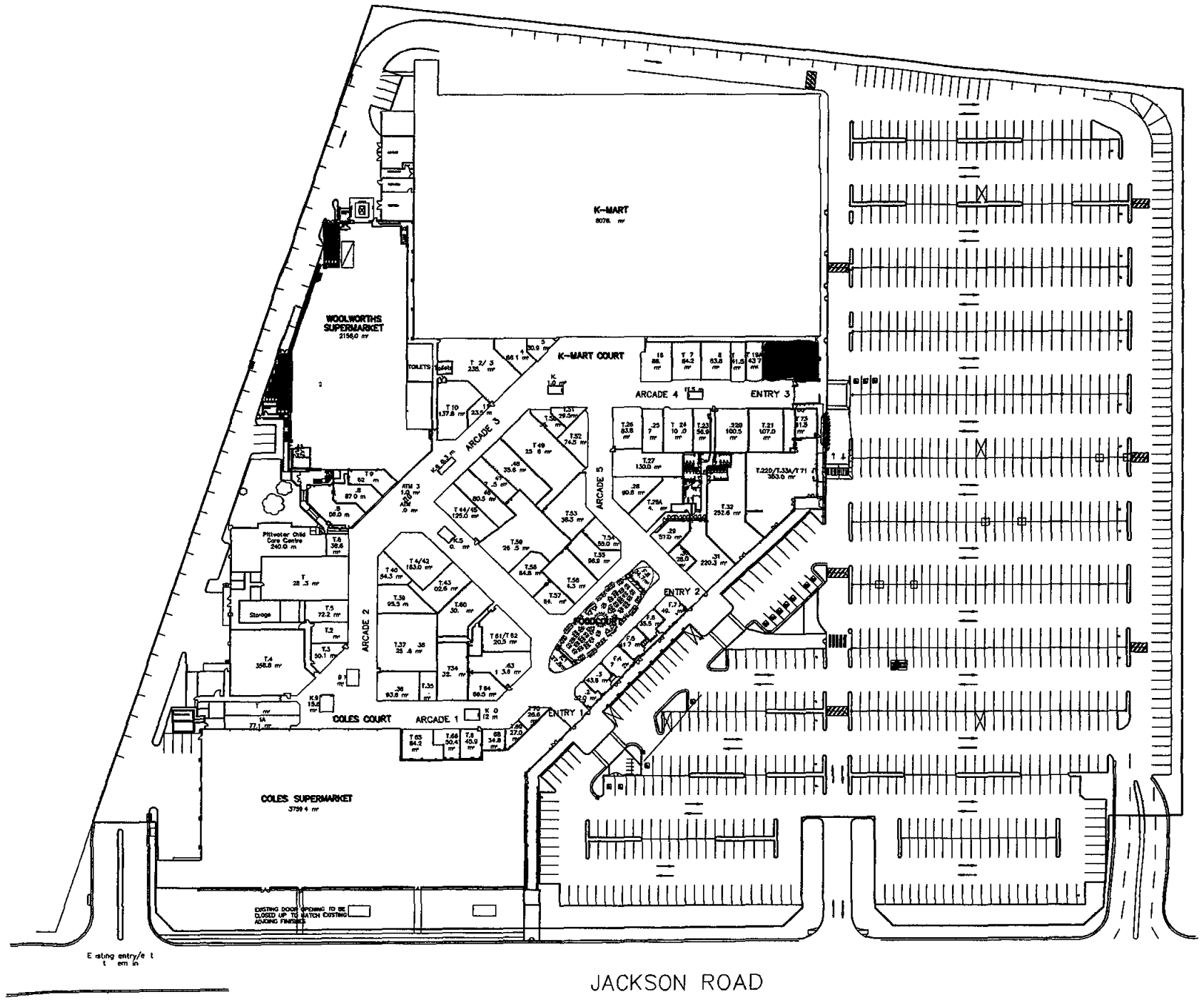

1 AA0001 LEASING PLAN 1:500

CITY PLAN SERVICES
Under Part 4A of the Environmental Planning & Assessment Act 1979
Construction Certificate No CC Approved
G8u916 04 AUG 2008
Accredited Certifier W NETTLETON
Accreditation No BPB 0292

FAIRFIELD COUNCIL
APPROVED DEVELOPMENT CONSENT

NOTE: THESE PLANS MUST BE READ IN CONJUNCTION WITH CONDITIONS OF DEVELOPMENT CONSENT

PRELIMINARY

NOTES

This drawing's copyright is the property of WOODHEAD INTERNATIONAL and must not be used without written authorisation. Do not scale this drawing. All dimensions are to be verified on site and any discrepancies must be reported before commencement of work or shop drawings.

KEY PLAN

Issue	Rev.	Revision Description	Date

WARRIEWOOD SHOPPING CENTRE

Architects
WOODHEAD INTERNATIONAL
SYDNEY
343, Pacific Highway, North Sydney NSW 2060
Telephone (02) 9964 9200 Facsimile (02) 9964 9883
ACN 003 097 747 198
ADELAIDE BRISBANE BRUNEI CAIRNS CANBERRA DARWIN MELBOURNE PERTH SINGAPORE SHANGHAI SYDNEY

Drawn		Consultant Coordinator	
Design Verification		Project Director Approval	
Documentation Coordinator			

Project Description: MIXED USE
Project Number: 08.0103.00 WL
Drawing Title: LEASING PLAN
Scale: 1:500
Drawing Number: AA0001
Issue: -

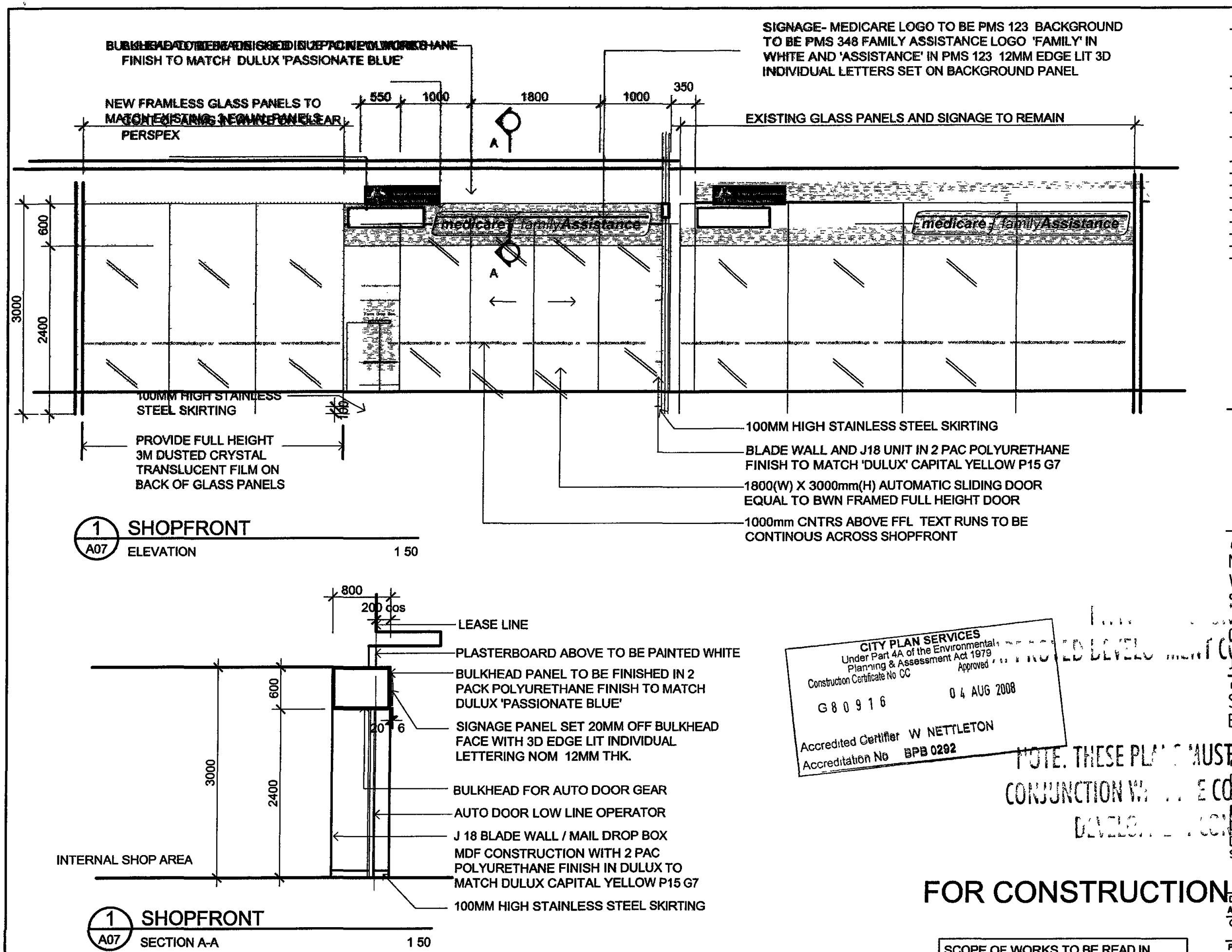

1 / A07 SHOPFRONT
ELEVATION 1 50

1 / A07 SHOPFRONT
SECTION A-A 1 50

CITY PLAN SERVICES
Under Part 4A of the Environmental Planning & Assessment Act 1979
Construction Certificate No CC G80916
Approved 04 AUG 2008
Accredited Certifier W NETTLETON
Accreditation No BPB 0292

NOTE. THESE PLANS MUST BE READ IN CONJUNCTION WITH THE CONDITIONS OF DEVELOPMENT CONSENT

FOR CONSTRUCTION

SCOPE OF WORKS TO BE READ IN CONJUNCTION WITH ARCHITECTURAL SPECIFICATION

NOTE
Contractor must verify all dimensions on the job before commencing any work or drawing any shop drawings. Do not scale drawings.

Date	Am	Description	Drw	Auth
3 Mar 08	A	Revise skirting to SS	AT	AT

Australian Government
Medicare Australia

Interiors Australia
AN IA GROUP COMPANY
Level 5 431 Glebe Point Road
GLEBE NSW 2037
PO BOX 276
GLEBE NSW 2037
Phone (02) 9552 9740
Fax (02) 9552 9701
Email sesydney@iagroup.com.au

PROJECT
MEDICARE FITOUT
WARRIEWOOD
SHOP 20 & 20A
ADDRESS
Centro Warriewood
Jackson Road
DRAWING TITLE
SHOPRFRONT
ELEVTION & SECTION

Reviewed/Authorised:
☐ Approval
☐ Tender
■ Construction
☐ For Information
☐
Sign Date

Drawn A Date DEC 2007
CADD File Name
Plot Date JAN 2008 Sheet Size A3
Client/Proj. No ST07070 Sht No A07 Amd A

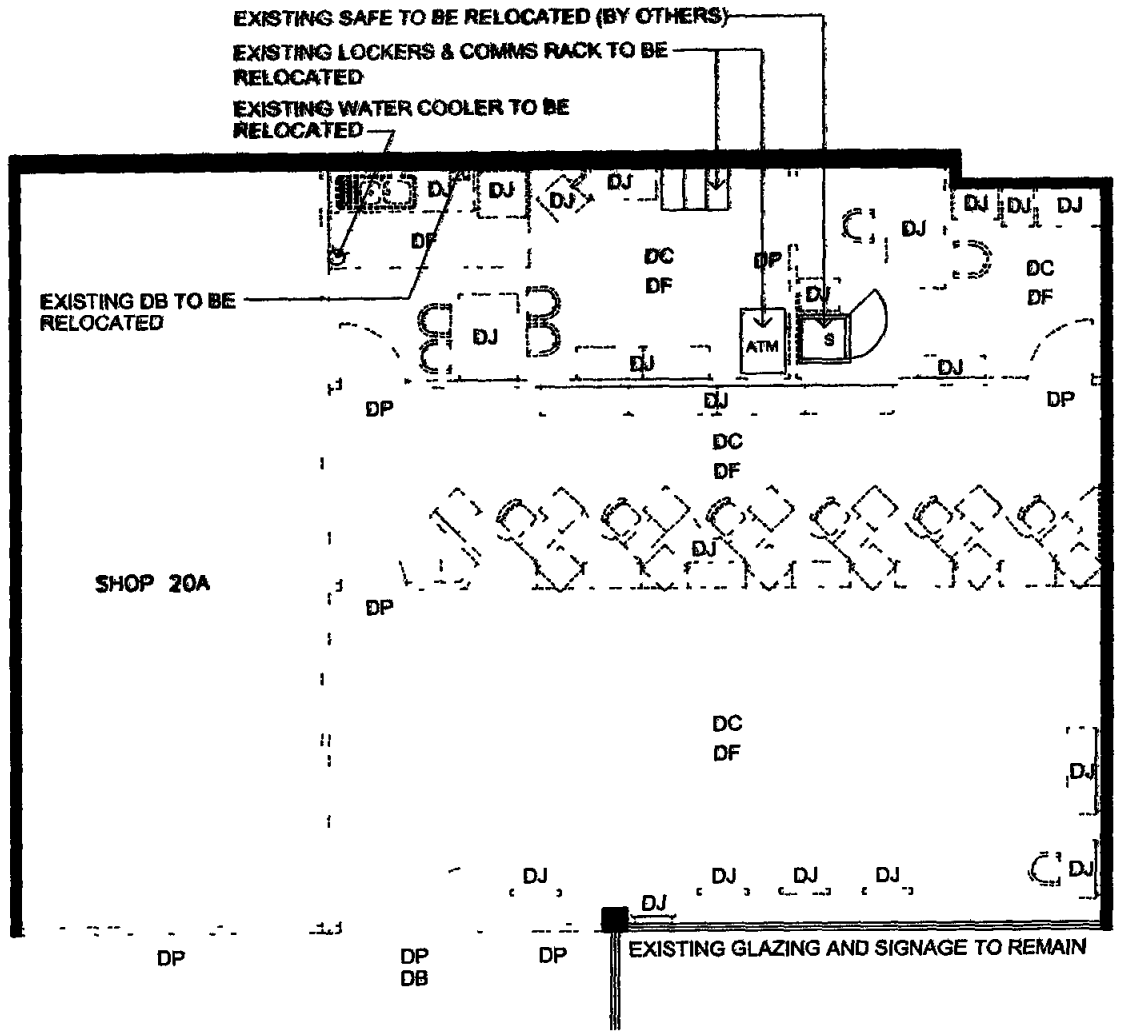

1 / A01 **PLAN**

DEMOLITION PLAN 1 100

DEMOLITION LEGEND AND NOTES

DJ DEMOLISH EXISTING JOINERY REMOVE EXISTING COUNTERS AND ANY OTHER FIXTURES AND MAKE GOOD TO RELEVANT AREAS IN PREPARATION FOR NEW WORK

DP DEMOLISH EXISTING PARTITIONS GLAZING AND ASSOCIATED DOORS MAKE GOOD TO RELEVANT AREAS IN PREPARATION FOR NEW WORK.

DB REMOVE BULKHEAD OVER SHOPFRONT AND MAKE GOOD ALL SURFACES

DF REMOVE FLOOR FINISHES THROUGHOUT

DC REMOVE CEILING TILES THROUGHOUT

NOTE

ALL AREAS AFFECTED BY DEMOLITION WORKS TO BE MADE GOOD IN PREPARATION FOR NEW WORKS AND ASSOCIATED FINISHES

RELOCATE EXISTING FIRE SERVICES (SPRINKLERS EXIT SIGNS EMERGENCY LIGHTS ETC) AND PROVIDE NEW / ADDITIONAL POINTS IF REQUIRED BUILDER TO ENSURE NEW LOCATIONS COMPLY WITH THE RELEVANT AUSTRALIAN STANDARDS AND BCA REQUIREMENTS

RELOCATE EXISTING A/C & MV SERVICES AND PROVIDE NEW / ADDITIONAL OUTLETS / EXHAUSTS IF REQUIRED BUILDER TO ENSURE NEW LOCATIONS TO COMPLY WITH THE RELEVANT AUSTRALIAN STANDARDS AND BCA REQUIREMENTS

CONTRACTOR TO ALLOW FOR ARDITTING OF ENTIRE FLOOR TO BE MADE LEVEL AND READY FOR NEW WORKS

CONTRACTOR TO ALLOW FOR LINING OF ALL EXISTING INTERTENANCY WALL WITH PLASTERBOARD

CITY PLAN SERVICES
Under Part 4A of the Environmental Planning & Assessment Act 1979
Construction Certificate No CC G80916 Approved 04 AUG 2008
Accredited Certifier W NETTLETON
Accreditation No BPB 0292

FIRE ... APPROVED DEVELOPMENT CONSENT PLANS

NOTE THESE PLANS MUST BE READ IN CONJUNCTION W... CONDITIONS OF CONSENT

FOR CONSTRUCTION

SCOPE OF WORKS TO BE READ IN CONJUNCTION WITH ARCHITECTURAL SPECIFICATION

job before commencing any work or drawing any shop drawings. Do not scale drawings.

Date	Am.	Description	Drw	Auth

CLIENT

Australian Government
Medicare Australia

Interiors Australia
AN IA GROUP COMPANY
Level 3, 431 Glebe Point Road
GLEBE NSW 2037
PO BOX 276
GLEBE NSW 2037
Phone (02) 9562 9740
Fax (02) 9562 9701
Email lasydney@iagroup.com.au

PROJECT
MEDICARE FITOUT
WARRIEWOOD
SHOP 20 & 20A

ADDRESS
Centro Warriewood
Jackson Road

DRAWING TITLE
DEMOLITION PLAN

Reviewed/Authorised
- ☐ Approval
- ☐ Tender
- ■ Construction
- ☐ Shop Information
- ☐ Sign Date

Drawn AT Date DEC 2007

CADD File Name

Plot Date JAN 2008 Sheet Size A3

Client/Proj. No ST07070 Sht No. A01 Amd

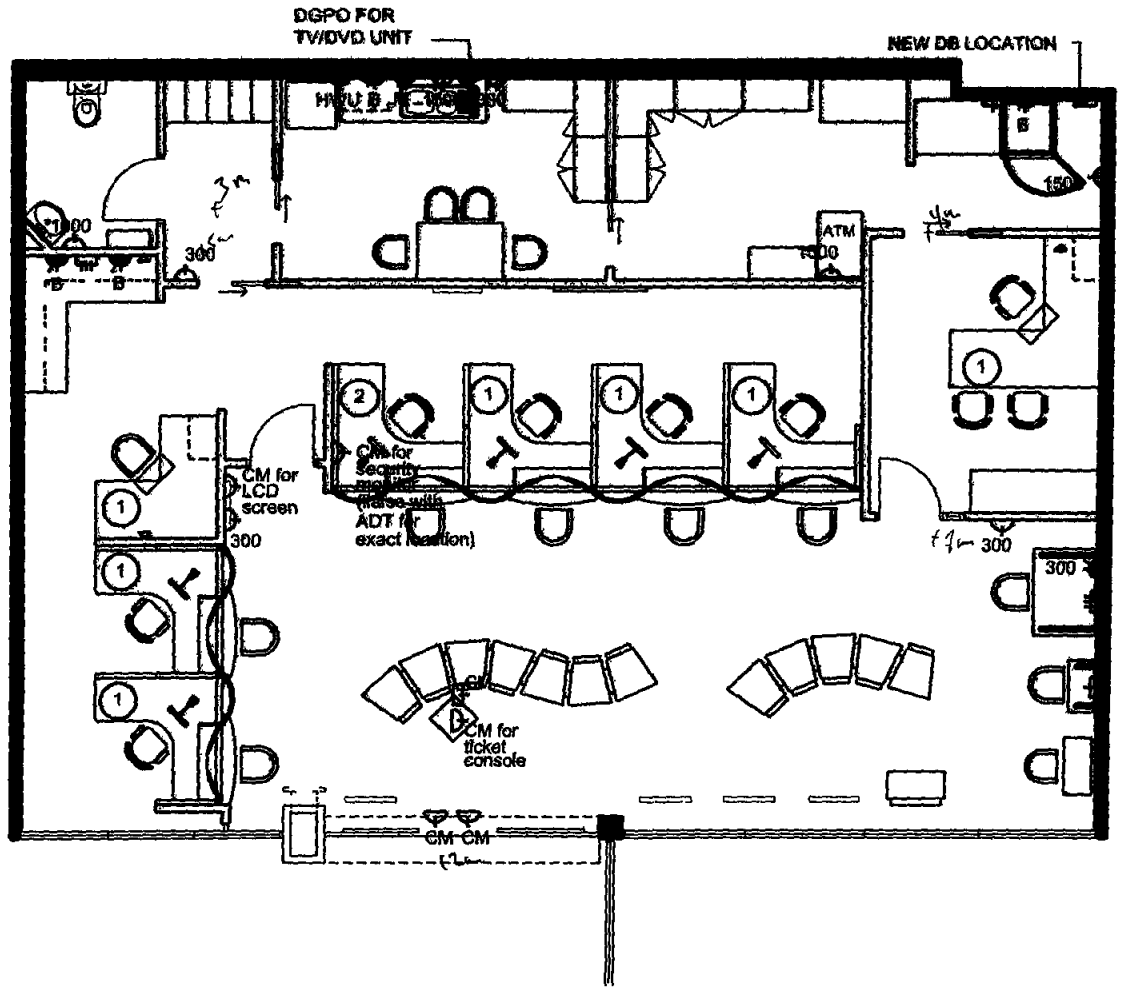

1 / A06 PLAN

ELECTRICAL PLAN 1 100

NOTES

1. SINGLE GENERAL POWER OUTLET RERQUIRED FOR NEW AUTOMATIC SLIDING DOO D2
2. ALL COMPUTER POWER OUTLETS TO BE IN RED COLOURED BAKELITE FLAT EARTH PIN
3. ALL POWER OUTLETS DEDICATED FOR COMMS RACK TO BE ON CLEAN LINES DEDICATED FOR COMPUTER USE ONLY
4. ALL POWER OUTLETS TO WALLS TO BE MOUNTED AT 300MM ABOVE FFL UNLESS OTHERWISE NOTED
5. DOUBLE GPO REQUIRED FOR ADT SECURITY SYSTEM POSITION TO BE CONFIRMED
6. SINGLE GENERAL POWER OUTLET ON DEDICATED CIRCUIT REQUIRED FOR ILLUMINATED SIGNAGE ABOVE BULKHEAD TIMER TO BE PROVIDED
7. ILLUMINATED EXIT SIGNS AND EMERGENCY LIGHTS ARE TO BE ON THEIR OWN CIRCUITS WITH TEST SWITCH

CITY PLAN SERVICES
Under Part 4A of the Environmental Planning & Assessment Act 1979
Constructor Certificate No CC G6u916 Approved 04 AUG 2008
Accredited Certifier W NETTLETON
Accreditation No BPB 0292

DATA LEGEND

- B — SINGLE PIN DATA OUTLET AT BENCH HEIGHT APPROX 1000mm ABOVE FFL
- 3 PIN DATA OUTLET

SERVICE COUNTERS

(1) TO INCLUDE THE FOLLOWING
- 1 X DOUBLE NEON RED FLAT-EARTH OUTLET
- 2 X DOUBLE GENERAL PURPOSE OUTLET
- 1 X TRIPLE RJ45 DATA/COMMS OUTLET
- (ALL TO BE BELOW BENCH)

(2) TO INCLUDE THE FOLLOWING
- 1 X DOUBLE NEON RED FLAT-EARTH OUTLET
- 3 X DOUBLE GENERAL PURPOSE OUTLET
- 1 X TRIPLE RJ45 DATA/COMMS OUTLET
- (ALL TO BE BELOW BENCH)

POWER LEGEND

- DOUBLE POWER POINT
- SINGLE POWER POINT
- R — DOUBLE RED FLAT EARTH POWER OUTLET
- NR — DOUBLE NEON FLAT EARTH RED POWER OUTLET
- B — DOUBLE POWER POINT AT BENCH HEIGHT APPROX 1000mm ABOVE FFL CHECK JOINERY DETAILS
- J — DOUBLE POWER POINT AT 600mm AFFL WITHIN JOINERY UNIT REFER DETAILS
- M — SINGLE POWER POINT FOR MICROWAVE, APPROX 1500mm ABOVE FFL
- HWU — DOUBLE POWER POINT FOR HOT WATER UNIT & ZIP UNIT BELOW BENCH HEIGHT
- DB — EXISTING DISTRIBUTION BOARD CONTRACTOR TO ALLOW FOR RELOCATION AND/OR UPGRADE IF REQD
- CM — CEILING MOUNTED
- TEL POINT

NOTE. THESE PLA... MUST BE REA... IN CONJUNCTION W... THE CONDITIO...

FOR CONSTRUCTION

SCOPE OF WORKS TO BE READ IN CONJUNCTION WITH ARCHITECTURAL SPECIFICATION

NOTE
Contractor must verify all dimensions on the job before commencing any work or drawing any shop drawings Do not scale drawings

Date	Am	Description	Drw	Auth

CLIENT
Australian Government Medicare Australia

Interiors Australia
AN IA GROUP COMPANY
Level 5 431 Glebe Point Road GLEBE NSW 2037
PO BOX 276 GLEBE NSW 2037
Phone (02) 9562 9740
Fax (02) 9562 9701
Email sdsydney@iagroup.com.au

PROJECT
MEDICARE FITOUT WARRIEWOOD SHOP 20 & 20A

ADDRESS
Centro Warriewood
Jackson Road

DRAWING TITLE
ELECTRICAL PLAN

Reviewed/Authorised
- ☐ Approval
- ☐ Tender
- ■ Construction
- ☐ For Information

Date

Drawn AT — Date DEC 2007

CADD File Name

Plot Date JAN 2008 — Sheet Size A3

Client/Proj. No ST07070 — Sht No A06 — Amd

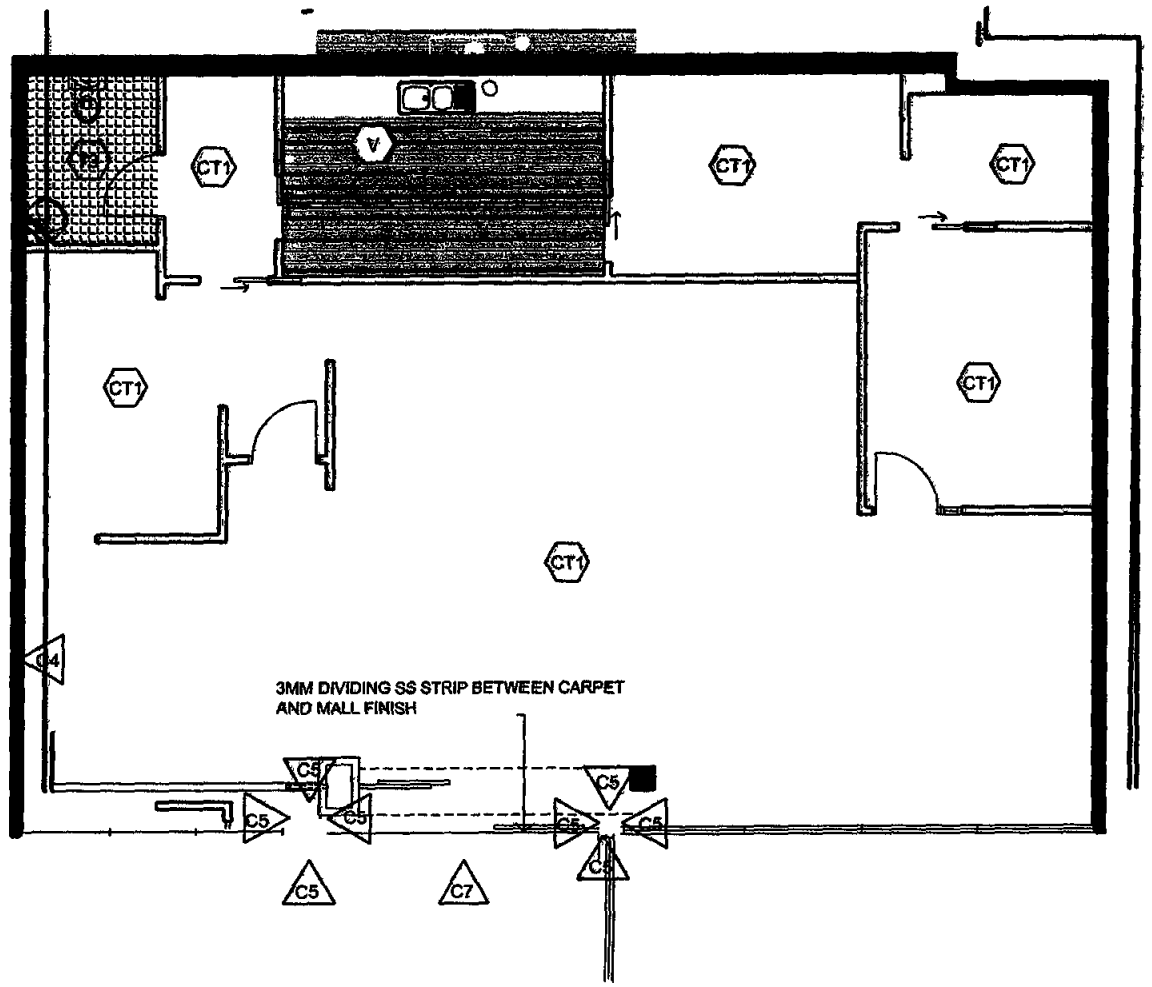

1 A03 **PLAN**

FINISHES PLAN 1 100

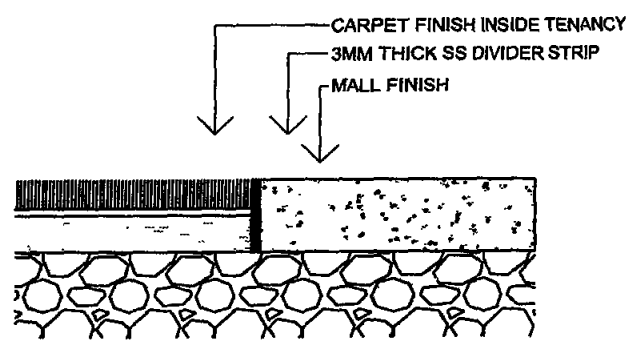

DETAIL OF DIVIDING STRIP

NTS

FLOOR FINISHES LEGEND

CT1 — CARPET TILES ONTERRA CARPET SKU 609-83380 DESIGN NO F049776ET-83380

V — VINYL FORBO SURE STEP 7712

T3 — 100x100mm CERAMIC TILE BGE 1000 BETTER TILES COVED TO SKIRTING

PAINT FINISHES LEGEND

C1 DULUX® NATURAL WHITE 73711 LOW SHEEN ACRYLIC

C3 DULUX NATURAL WHITE 73711 SEMI GLOSS ACRYLIC

C4 DULUX CAPITAL YELLOW P15 G7 LOW SHEEN ACRYLIC

C5 2 PAC POLYURETHANE PAINT COLOUR TO MATCH DULUX CAPITAL YELLOW P15 67

C7 2 PAC POLYURETHANE PAINT COLOUR TO MATCH DULUX' PASSIONATE BLUE P41 H9

PAINT FINISHES NOTE

1 ALL WALLS AND COLUMNS TO BE C1 UNLESS OTHERWISE INDICATED

2 ALL SOLID DOORS TO BE C3 UNLESS OTHERWISE NOTED

SCOPE OF WORKS

1 CONSTRUCT NEW PLASTERBOARD WALLS GLAZING & DOORS AS PER THE LEGEND & PLAN

2 ALL NEW PARTITIONS & ALL OTHER WALLS TO BE PAINTED

3 ALL SHOPFRONT FINISHES TO BE 2 PAC POLYURETHANE FINISH UNLESS OTHERWISE SPECIFIED

4 TILING AT SHOPFRONT TO MATCH EXISTING SHOPPING MALL FINISH

5 SUPPLY AND INSTALL NEW CARPET TILES AND VINYL AS SPECIFIED

APPROVED DEVELOPMENT CONSENT PLANS

CITY PLAN SERVICES
Under Part 4A of the Environmental Planning & Assessment Act 1979
Construction Certificate No CC G8 0916 Approved 04 AUG 2008
Accredited Certifier W NETTLETON
Accreditation No BPB 0292

NOTE THESE PLANS MUST BE READ IN CONJUNCTION WITH CONDITIONS OF CONSENT

FOR CONSTRUCTION

SCOPE OF WORKS TO BE READ IN CONJUNCTION WITH ARCHITECTURAL SPECIFICATION

NOTE
Contractor must verify all dimensions on the job before commencing any work or drawing any shop drawings. Do not scale drawings.

Date	Am	Description	Drw	Auth
3 Mar 08	A	Change Tenant Layout	AT	AT

Australian Government
Medicare Australia

Interiors Australia
AN IA GROUP COMPANY
Level 5 431 Glebe Point Road
GLEBE NSW 2037
PO BOX 278
GLEBE NSW 2037
Phone (02) 9562 9740
Fax (02) 9562 9701
Email sresydney@iagroup.com.au

PROJECT
MEDICARE FITOUT
WARRIEWOOD
SHOP 20 & 20A

ADDRESS
Centro Warriewood
Jackson Road

DRAWING TITLE
FINISHES PLAN

Reviewed/Authorised
☐ Approval
☐ Tender
☐ Construction
☐ For Information
☐
Sign Date

Drawn AT Date DEC 2007
CADD File Name

Plot Date JAN 2008 Sheet Size A3
Client/Proj. No ST07070 Sht No A03 Amd A

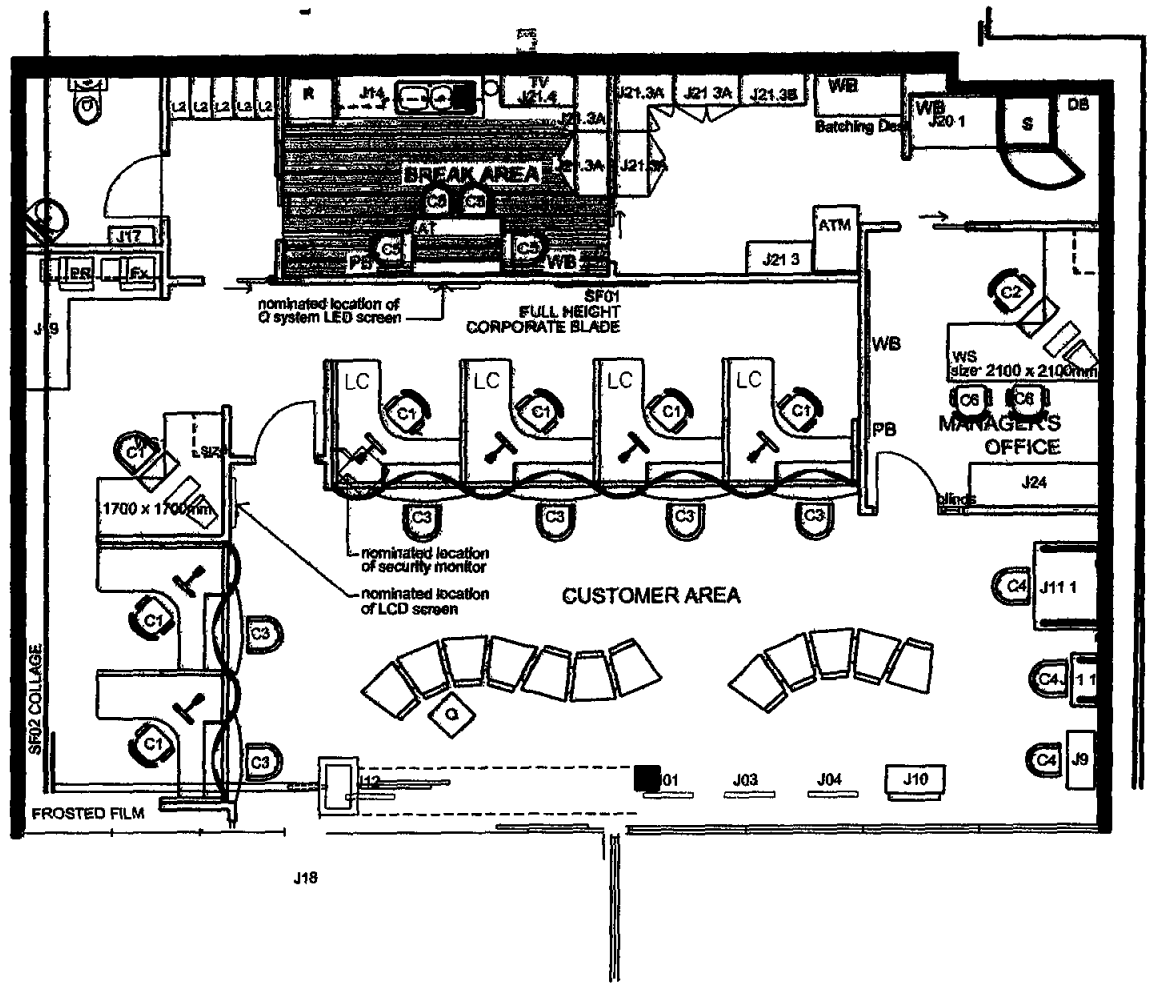

1 PLAN
A05 FURNITURE PLAN 1 100

JOINERY LEGEND (REFER TO SATANDARD DRAWING DETAILS)

J01 J03 & J04	FREE STANDING BROCHURE BLADES
J02 1	WALL MOUNTED BROCHURE BLADE
J09	FREE STANDING SEATED SINGLE WRITING BENCH
J10	FREE STANDING STANDING SINGLE WRITING BENCH
J11 2	SELF HELP DESK WITH DROP BOX AND DISPLAY PANELS
J12	FREE STANDING ENTRY BLADE SIGN
J13	LOW HEIGHT CUPBOARD UNIT - 450MM DEEP WITH ADJUSTABLE SHELF HANDLES TO BE RECESSED TYPE SIZE TO SUIT AVAILABLE SPACE NO LOCKS TO BE PROVIDED
J14	KITCHEN BENCH UNIT
J17	WALL CABINET
J18	EXTERNAL CLAIMS BOX - DOUBLE SIDED WITH INTERNAL MAIL SLOT
J19	650MM HIGH X 1500MM LONG FAX/ PRINTER BENCH WITH OVERHEAD SHELVING/CABINET - BOTH WITH DOORS
J20 1	750 X 1200MM DEEP COUNTING BENCH
J21 3	2100MM HIGH SHELVING
J21 3A	2100MM HIGH SHELVING WITH LOCKABLE DOORS
J21 3B	2100MM HIGH FILING CABINET WITH SHELVING & LOCKABLE DOORS ABOVE
J21 4	2100MM HIGH FILING CABINET WITH OPEN SHELF ABOVE
J24	MANAGER'S OFFICE SHELF / CUPBOARD PROVIDE LOCKS TO DRAWERS
BD	BATCHING DESK WITH LOCKABLE FILE DRAWERS REFER TO JOINERY DETAILS DWG (BY CONTRACTOR)

FURNITURE & EQUIPMENT

C1	TASK CHAIR
C2	MANAGERS CHAIR
C3	CUSTOMERS' TUB CHAIR
C4	SELF HELP CHAIR
C5	BREAKOUT CHAIR
C6	MANAGER'S VISITORS CHAIR
AT	AMENITIES TABLE
L2	DOUBLE LOCKER
S	SAFE
PC	PHOTOCOPIER
F	FAX
P	PRINTER
R	REFRIGERATOR FISHER AND PAYKEL E522BRT WHITE 519 LITRE OR EQUIVALENT
MW	MICROWAVE - PANASONIC 32 LITRE NNS556WB OR EQUIVALENT
PB	1200 X 900 CORK PINBOARD
TV	CONTRACTOR TO SUPPLY AND INSTALL - 1 OFF TV/DVD MOUNTING BRACKET - COLOUR BLACK 51CM LG COLOUR TV OR EQUIVALENT LG DVD PLAYER OR EQUIVALENT TO SUIT MOUNTING BRACKET
WB	1200 X 900 MAGNETIC WHITEBOARD
WS	WORKSTATIONS WITH OVERHEAD HAMPERS (BY SCHIAVELLO)
FE	27B RATING 4KG DRY CHEMICAL FIRE EXTINGUISHER
LCD	32" ELECTROBOARD LCD SCREEN

NOTE
BUILDER TO STRENGTHEN WALLS WHERE REQUIRED FOR NEW LCD SCREEN

CITY PLAN SERVICES
Under Part 4A of the Environmental Planning & Assessment Act 1979
Construction Certificate No CC G8 0916 Approved 04 AUG 2008
Accredited Certifier W NETTLETON
Accreditation No BPB 0292
SEPARATE CONTRACT

APPROVED DEVELOPMENT CONSENT PLAN

NOTE: THESE PLANS MUST BE READ IN CONJUNCTION WITH ALL CONSULTANTS DRAWINGS

FOR CONSTRUCTION

SCOPE OF WORKS TO BE READ IN CONJUNCTION WITH ARCHITECTURAL SPECIFICATION

NOTE
Contractor must verify all dimensions on the job before commencing any work or drawing any shop drawings. Report discrepancies to Architect.

Issue	Amd	Description	Drw	Auth
3	Mar 08	A Issued for Approval	AT	AT

Australian Government
Medicare Australia

Interiors Australia
AN IA GROUP COMPANY
Level 5 431 Glebe Point Road
GLEBE NSW 2037
PO BOX 276
GLEBE NSW 2037
Phone (02) 9562 9740
Fax (02) 9562 9701
Email iasydney@iagroup.com.au

PROJECT
MEDICARE FITOUT
WARRIEWOOD
SHOP 20 & 20A
ADDRESS
Centro Warriewood
Jackson Road
DRAWING TITLE
FURNITURE PLAN

Reviewed/Authorised
☐ Approval
☐ Tender
■ Construction
☐ For Information
☐
Sign Date

Drawn AT Date DEC 2007
CADD File Name
Plot Date JAN 2008 Sheet Size A3
Client/Proj. No ST07070 Sht No A05 Amd A

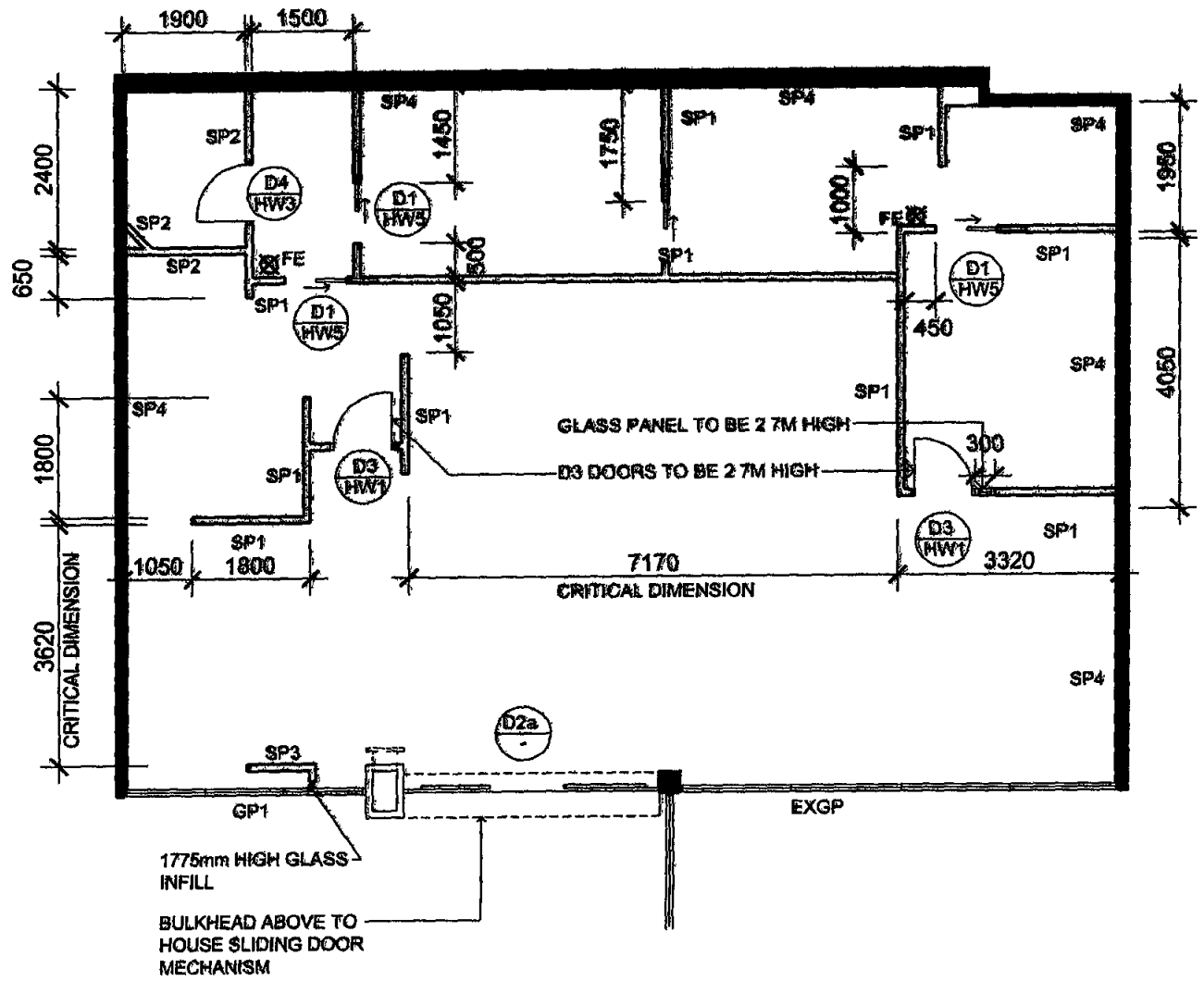

1 A02 **PLAN**

PARTITION PLAN 1 100

LEGEND

SP1	FULL HEIGHT PLASTERBOARD WALL FROM FFL TO CL 13mm PLASTERBOARD TO BOTHSIDES OF 64mm METAL STUD FRAME WITH ACOUSTIC BLANKET INTERNALLY
SP2	PARTITION TYPE 2 TO TOILET WALLS ONLY FULL HEIGHT PLASTERBOARD WALL FROM FFL TO UNDERSIDE OF SLAB ABOVE 2 LAYERS OF 13mm PLASTERBOARD TO INSIDE & ONE LAYER OF 13mm PLASTERBOARD TO OUTSIDE FACE ON 64mm METAL STUD FRAME WITH ACOUSTIC BLANKET INTERNALLY
SP3	1775mm HIGH PLASTERBOARD WALL 13mm PLASTERBOARD TO BOTHSIDES OF 64mm METAL STUD FRAME
SP4	13mm PLASTERBOARD LINING TO EXISTING BLOCKWALL FROM FFL TO CL
GP1	FRAMELESS SHOPFRONT GLAZING TO MATCH EXISTING SHOPFRONT AND TO COMPLY TO AS 1288
EXGP	EXISTING FRAMELESS SHOPFRONT GLAZING TO REMAIN
Dx/HWx	DENOTES DOOR HARDWARE TYPE REFER TO STANDARD DOOR SCHEDULE & SPECIFICATIONS
D2a	1800W X 2400H AUTOMATED FRAMED 'DORMA BWN GLASS SLIDING DOOR
FE	FIRE EXTINGUISHER
NOTE	CONTRACTOR TO VERIFY ALL DIMENSIONS ON SITE PRIOR TO CONSTRUCTION DW3 DOORS AT CUSTOMER AREA TO BE 2 7M HIGH PROVIDE ADDITIONAL HINGES (2 PAIRS) GLASS PANEL NEXT TO DW3 AT MANAGER S OFFICE TO BE 2 7M HIGH

SCOPE OF WORKS

1 CONSTRUCT NEW PLASTERBOARD WALLS GLAZING & DOORS AS PER THE LEGEND AND PLANS

2 ALL NEW PARTITIONS AND ALL OTHER WALLS ARE TO BE PAINTED REFER TO FINISHES PLAN A04

3 100mm HIGH NATURAL ANODISED SKIRTING IS TO BE PROVIDED TO ALL WALLS THROUGHOUT EXCEPT INTERNAL TOILET WALLS

4 SUPPLY & INSTALL PORTABLE FIRE EXTINGUISHERS LOCATED AND DISTRIBUTED IN ACCORDANCE TO BCA REQUIREMENTS AND AS2444 EXISTING FIRE EXTINGUISHERS ARE TO BE TESTED ANDTAGGED

5 PLASTERBOARD LINE ALL EXISTING INTERTENANCY WALLS

6 CONTRACTOR TO INSPECT EXISTING INTERTENANCY WALLS FOR ACOUSTIC SEALS / WAVE BARS ABOVE IF NONE CONTRACTOR IS TO PROVIDE

APPROVED DEVEL... CONSENT PLA...

NOTE: THESE PL... CONJUNCTION WI... DEVELO...

CITY PLAN SERVICES
Under Part 4A of the Environmental Planning & Assessment Act 1979
Construction Certificate No CC G80916
Approved 04 AUG 2008
Accredited Certifier W NETTLETON
Accreditation No. BPB 0292

FOR CONSTRUCTION

SCOPE OF WORKS TO BE READ IN CONJUNCTION WITH ARCHITECTURAL SPECIFICATION

NOTE

Contractor must verify all dimensions on the job before commencing any work or drawing any shop drawings Do not scale drawings.

Date	Am.	Description	Drw	Auth
3 Mar 09	A	Add note S4	AT	AT

CLIENT

Australian Government Medicare Australia

Interiors Australia
AN IA GROUP COMPANY
Level 5, 431 Glebe Point Road GLEBE NSW 2037
PO BOX 376 GLEBE NSW 2037
Phone (02) 9552 9740
Fax (02) 9552 9701
Email: iasydney@iagroup.com.au

PROJECT
MEDICARE FITOUT
WARRIEWOOD
SHOP 20 & 20A

ADDRESS
Centro Warriewood
Jackson Road

DRAWING TITLE
PARTITION PLAN

Reviewed/Authorised
☐ Approval
☐ Tender
■ Construction
☐ For Information
☐
Sign Date

JUST BE READ IN CONDITIONS OF CONSENT

Drawn	Date
AT	DEC 2007
CADD File Name	
Plot Date JAN 2008	Sheet Size A3
Client/Proj. No ST07070	Sht No. A02 / Amd A

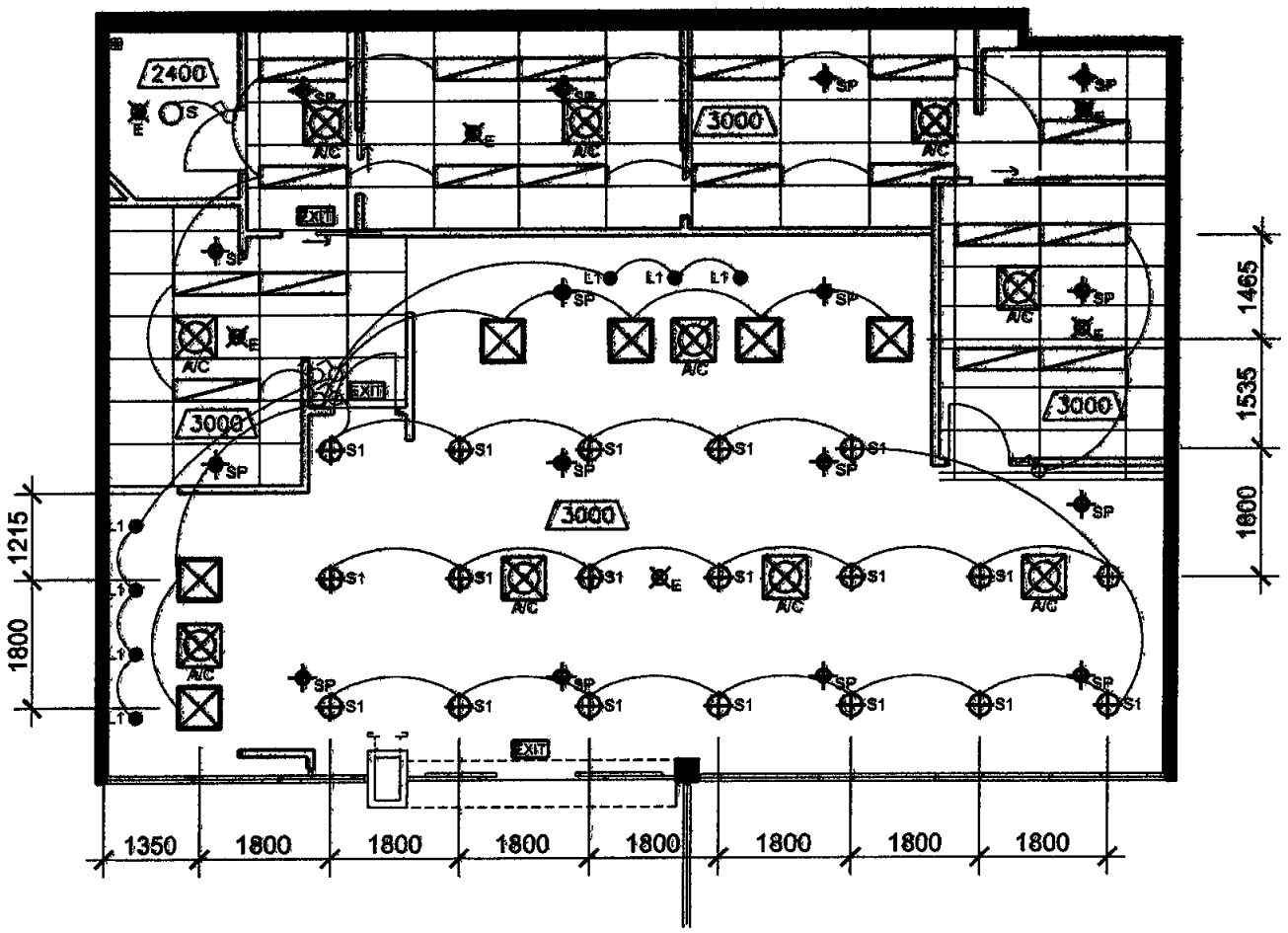

1 / A04 **PLAN**

REFLECTED CEILING PLAN 1 100

FOR CONSTRUCTION

SCOPE OF WORKS TO BE READ IN CONJUNCTION WITH ARCHITECTURAL SPECIFICATION

LIGHTING LEGEND

- STANDARD T-BAR FLUORESCENT COMMERCIAL RECESSED LIGHT FITTING 1200 X 300mm WITH K19 DIFFUSER 2 X 36W
- 600 X 600MM RECESSED FLUORESCENT LIGHT FITTING WITH MIRROR EGG CRATE DIFFUSER 4 X 18W FLUORESCENT TUBES
- L1 — GAMMA ILLUMINATION 2466 BRUSHED CHROME 50W HALOGEN DOWNLIGHTS WHITE WITH FROSTED GLASS
- S1 — SYLVANIA PLC FLUSHMOUNT 2 X 26W RECESSED FLUORESCENT DOWNLIGHT - WHITE
- E — EMERGENCY EXIT LIGHT - INDICATIVE POSITION ONLY CONTRACTOR TO ENSURE QTY & LOCATION COMPLY TO THE RELEVANT AS & BCA REQUIREMENTS
- EXIT — MINITRONIX SLIMLINE EDGELIGHT EXIT WHITE ON GREEN NO ARROW QTY & LOCATION TO COMPLY TO THE RELEVANT AS & BCA REQUIREMENTS
- LIGHTING SWITCH

CEILING LEGEND

- DENOTES EXTENT OF 1200 X 600mm TILED CEILING GRID @ NOMINATED HEIGHT ABOVE FFL USG' IMPRESSIONS CLIMATE PLUS ACOUSTIC NON DIRECTIONAL SQ EDGE CEILING TILES OR EQUIVALENT
- DENOTES EXTENT OF NEW SET PLASTERBOARD CEILING @ NOMINATED HEIGHT
- A/C — A/C DIFFUSER - INDICATIVE POSITION ONLY EXACT QTY & LOCATION TO BE IN ACCORDANCE TO THE RELEVANT AS AND BCA REQUIREMENTS & BE CONFIRMED ON SITE PRIOR TO INSTALLATION
- EGG CRATE GRILLE TOILET EXHAUST EXACT LOCATION TO BE CONFIRMED ON SITE AND TO BE IN ACCORDANCE TO THE RELEVANT AS AND BCA REQUIREMENTS
- XXXX — DENOTES HEIGHT OF CEILING ABOVE FFL
- SP — SPRINKLER POINT - INDICATIVE POSITION ONLY EXACT QTY AND LOCATION TO BE IN ACCORDANCE TO THE RELEVANT AS & BCA REQUIREMENTS

CITY PLAN SERVICES
Under Part 4A of the Environmental Planning & Assessment Act 1979
Construction Certificate No CC C 8 0 9 1 6 , 0 4 AUG 2008 Approved
Accredited Certifier W NETTLETON
Accreditation No. BPB 0292

NOTES

1. SEPARATE LIGHT SWITCHES TO BE SUPPLIED & INSTALLED FOR EACH OF THE FOLLOWING
   - MANAGER OFFICE
   - GENERAL LIGHTING TO THE COUNTERS
   - L1 TYPE LIGHTS
   - S1 TYPE LIGHTS
   - BREAK OUT AREA

   ALL SWITCHES ARE TO BE LOCATED AWAY FROM THE PUBLIC AREA
2. LIGHTING LAYOUT IS INDICATIVE ONLY FINAL LAYOUT & POSITION OF LIGHTING TO COMPLY WITH AS 1680 AND PROVIDE A MINIMUM OF 300 LUX
3. LAYOUT OF EMERGENCY LIGHTING & EXIT SIGNS IS INDICATIVE ONLY BUILDER TO ENSURE THAT NEW AND / OR EXISTING INSTALLATIONS AND OPERATION COMPLY WITH AS 2293.1 & BCA THESE LIGHTS ARE TO BE ON A SEPARATE CIRCUIT AND PROVIDED WITH A TEST SWITCH
4. ALL ADDITIONAL CEILING PENETRATIONS REQUIRED BY MECHANICAL SERVICES OR ANY OTHER SERVICES ON SITE ARE TO BE PROVIDED BY CONTRACTOR
5. BUILDER TO RELOCATE EXISTING SPRINKLER POINTS AND PROVIDE NEW POINTS IF REQUIRED AND TO ENSURE COMPLIANCE WITH THE RELEVANT BCA AND AS REQUIREMENTS
6. SHOPFRONT SIGN AND L1 LIGHTS TO BE ON TIMER TO CENTRE S REQUIREMENTS
7. CONTRACTOR TO ENGAGE THE CENTRE'S NOMINATED MECHANICAL SUB CONTRACTOR FOR THE ALTERATIONS REQUIRED TO SUIT THE NEW TENANCY LAYOUT A MECHANICAL CERTIFICATE FROM THE SUB CONTRACTOR IS TO BE PROVIDE PRIOR TO COMMENCEMENT OF WORKS
8. CONTRACTOR TO ENGAGE THE CENTRE S NOMINATED FIRE SUB CONTRACTOR FOR ALTERATIONS TO THE FIRE SPRINKLERS AND FIRE SAFETY INSTALLATION TO SUIT THE NEW TENANCY LAYOUT A FIRE CERTIFICATE FROM THE SUB CONTRACTOR IS TO BE PROVIDED PRIOR TO COMMENCEMENT OF WORKS
9. ALL FLUORESCENT LIGHTS ARE TO BE ON INDIVIDUAL ELECTRONIC BALLASTS

FOR APPROVED DEVELOPMENT CONSENT PLANS

NOTE THESE PLANS MUST BE READ IN CONJUNCTION WITH THE CONDITIONS OF CONSENT

NOTE

Contractor must verify all dimensions on the job before commencing any work or drawing any shop drawings Do not scale drawings

Date	Amt	Description	Drw	Auth
3 Mar 08	A	Change light fitting at Customer are to PLC downlights	AT	AT

CLIENT

Australian Government
Medicare Australia

Interiors Australia
AN IA GROUP COMPANY
Level 5 431 Glebe Point Road
GLEBE NSW 2037
PO BOX 275
GLEBE NSW 2037
Phone (02) 9562 9740
Fax (02) 9562 9701
Email sydney@iagroup.com.au

PROJECT
MEDICARE FITOUT
WARRIEWOOD
SHOP 20 & 20A

ADDRESS
Centro Warriewood
Jackson Road

DRAWING TITLE
REFLECTED CEILING PLAN

Reviewed/Authorised
- ☐ Approval
- ☐ Tender
- ■ Construction
- ☐ For Information

Sign Date

Drawn AT Date DEC 2007

CADD File Name

Plot Date JAN 2008 Sheet Size A3

Client/Proj. No. ST07070 Sht No. A04 Amd A