

KEEYUEN DESIGN PTY LTD

Suite 1302/87-89 Liverpool Street,
Sydney, NSW, 2000
ABN: 24 615 308 284

M: 0423 506 196
E: gretta@keeyuen.com.au
www.keeyuen.com.au



K E E Y U E N
DESIGN & RENOVATION

PROJECT NAME
Manly Sushi

PROJECT ADDRESS
Retail Shop 2, 38 The Corso,
Manly, NSW 2095

DESIGNER
GRETТА.L

ISSUE DATE
4th July , 2023

JOB NUMBER: KY20230302
PROJECT NAME:MANLY SUSHI
PROJECT ADDRESS: Retail Shop 2, 38 The Corso,Manly, NSW 2095

DWG NO.		SIZE	ISSUE				NOTE	DWG NO.		SIZE	ISSUE				NOTE
CP-01	COVER PAGE	A3	A					EL-12	ELEVATION 7	A3	A				
GN-01	GENERAL NOTES	A3	A					EL-13	ELEVATION 8	A3	A				
3D-01~07	3D-VIEW-01~07	A3	A					EL-14	ELEVATION 9&10&11	A3	A				
MA-01	MATERIAL SCHEDULE 01	A3	A												
MA-02	LIGHTING SCHEDULE 02	A3	A												
PL-00	LOCATION PLAN	A3	A												
PL-01	EXISTING FLOOR PLAN	A3	A												
PL-02	DEMOLITION FLOOR PLAN	A3	A												
PL-03	PROPOSED FLOOR PLAN	A3	A												
PL-04	DIMENSION PLAN	A3	A												
PL-05	REFLECTED CEILING PLAN	A3	A												
PL-06	ELECTRICAL AND LIGHT SWITCH PLAN	A3	A												
PL-07	HYDRAULICS PLAN	A3	A												
PL-08	FINISH PLAN	A3	A												
PL-09	ELEVATION INDICATION PLAN	A3	A												
EL-01	SHOP FRONT ELEVATION	A3	A												
EL-02	SHOP FRONT SIGNAGE DETAIL	A3	A												
EL-03	ELEVATION 1	A3	A												
EL-04	ELEVATION 2	A3	A												
EL-05	ELEVATION 3	A3	A												
EL-06	HANGING DISPLAY CABINET PLAN	A3	A												
EL-07	ELEVATION 4	A3	A												
EL-08	ELEVATION 5	A3	A												
EL-09	ELEVATION 6	A3	A												
EL-10	COUNTER PLAN	A3	A												
EL-11	PICK UP LIGHT BOX	A3	A												



T: 02 8957 1015
E: info@keeyuen.com.au
A: Suite 1302, 87-89 Liverpool St, Sydney NSW 2000

IMPORTANT NOTE

- Do not scale drawings, figured dimensions are to be followed.
- All works to be in accordance with the building code of Australia and local authority requirements.
- All dimensions are to be confirmed on site prior to construction. In the event of any discrepancies on these drawings, the contractor to contact the designer prior to manufacture.
- Measurements for the fabrication of secondary components are to be taken on site to suit.
- Contractor's responsibility to obtain approvals from authorities including local council and water board prior to construction.
- Contractor to liaise with third party suppliers to confirm exact requirements. Including electrical data comms. Hydraulics and any other related requirements
- Contractor to ensure structural integrity and feasibility of all units/components prior to fabrication. All structural components shall be read in accordance to details and specifications prepared by a structural engineer.
- All architectural documentations are to be read in conjunction with other consultant's drawings/specification and all other related documents.
- Copyright of these drawings and related documents are reserved by Keeyuen. Any reproduction or distribution of any parts of these drawings and documents are prohibited without permission from Keeyuen.

REV	DATE	NOTES

CLIENT:
Manly Sushi

PROJECT ADDRESS:
Retail Shop 2, 38 The Corso,
Manly, NSW 2095

PROJECT NO:	DESIGNER : Gretta.L	DRAFT BY :	CHECK BY : Gretta.L
DRAWING TITLE: COVER PAGE			SCALE @ A3:
DRAWING NUMBER: CP-01			ISSUE DATE: 04/07/2023

GENERAL NOTES

CODES & AUTHORITIES

MATERIALS AND FORMS OF CONSTRUCTION SHALL COMPLY WITH THE REQUIREMENTS OF ALL RELEVANT CODES AND AUTHORITIES HAVING JURISDICTION AND SPECIFICALLY WITH THE FOLLOWING:

- Ø BUILDING CODE OF AUSTRALIA (BCA)
- Ø AS 1661 PART I (FIRE AND SMOKE CONTROL) AND PART II (VENTILATION)
- Ø AS 2107 (ACOUSTICS)
- Ø AS 3000 (SAA WIRING RULES)
- Ø SYDNEY WATER
- Ø NSW HEALTH ACT
- Ø HB40 -1992 CODE OF GOOD PRACTICE
- Ø CFC'S/ NSW OZONE ACT AND LEGISLATION
- Ø COUNCIL AND PRIVATE CERTIFIER CONDITIONS OF DEVELOPMENT AND CONSTRUCTION CERTIFICATE APPROVAL
- Ø FIRE BRIGADE, BOARD OF FIRE COMMISSIONERS

ALL FLOOR PENETRATIONS TO BE EXECUTED IN ACCORDANCE WITH CLAUSE C3.15. FLOOR OPENINGS, SHAFTS, SERVICE INSTALLATIONS OF ANY OPENINGS AND CONSTRUCTION JOINTS TO BE PROTECTED AND EXECUTED IN ACCORDANCE WITH CLAUSE C3 OF THE BCA.

EGRESS PROVISIONS TO COMPLY WITH PART D1 OF THE BCA, SUBJECT TO APPROVAL OF THE AUTHORITY.

ALL EXIT DOORS TO BE IN ACCORDANCE WITH CLAUSE D1.6 OF THE BCA.

ALL AUTOMATIC DOORS (POWER OPERATED) WILL COMPLY WITH CLAUSE D2.19 OF THE BCA.

DOORS TO HAVE AT LEAST 850mm OF CLEARANCE.

BY A SINGLE HANDED DOWNWARD ACTION ON A SINGLE DEVICE WHICH IS LOCATED BETWEEN 900MM AND 1.2M ABOVE THE FLOOR, IN ACCORDANCE WITH CLAUSE D2.21 OF THE BCA.

DISABLED ACCESS, FACILITIES AND CIRCULATION SPACE WILL COMPLY WITH PART D3 OF THE BCA, AS 1428.1 AND AS 1428.4

ALL ELECTRICAL DISTRIBUTION BOARDS, OR TELECOMMUNICATION DISTRIBUTION BOARDS LOCATED WITHIN THE PATHS OF TRAVEL, TO BE ENCLOSED IN NON-COMBUSTIBLE CONSTRUCTION OR A FIRE PROTECTIVE COVERING, WITH DOORS PROVIDED WITH SMOKE SEALS IN ACCORDANCE WITH CLAUSE D2.7 OF THE BCA.

ALL GLAZING REQUIREMENTS TO COMPLY WITH AS 1288 - 1994, AS 1288.1-2006, AS 2047 AND AS 1170.1.

MATERIALS, LININGS AND FINISHES OF ANY SURFACES USED IN THE BUILDING TO COMPLY WITH THE FIRE HAZARD PROPERTIES IN ACCORDANCE WITH SPECIFICATION C1.10 AND C1.10A OF THE BCA.

FIRE DETECTION AND ALARM SYSTEM TO BE PROVIDED AND INSTALLED IN ACCORDANCE WITH SPECIFICATION E2.2A OF THE BCA AND AS 1670.

EMERGENCY LIGHTING AND EXIT SIGNS WILL BE PROVIDED AND INSTALLED IN ACCORDANCE WITH CLAUSES E4.2 AND E4.4 OF THE BCA AND AS 2293.1, MAINTAINED IN ACCORDANCE WITH AS 2293.2.

FIRE HOSE REEL (FHR) ENCLOSURE WILL COMPLY WITH BCA E1.4 AND AS 2441.2005.

FIRE HYDRANT (FH) ENCLOSURE WILL COMPLY WITH BCA E1.3 AND AS 2419.1-2005.

ALL BALUSTRADES AND HANDRAILS WILL COMPLY WITH CLAUSE D2.16- D2.18 OF THE BCA AND AS 1170.

LIGHT AND VENTILATION WILL BE PROVIDED AND INSTALLED IN ACCORDANCE WITH PART F4 OF THE BCA.

EXIT SIGNS AND EMERGENCY LIGHTING TO COMPLY WITH THE BCA.

ALL ARTIFICIAL LIGHTING ILLUMINATION POWER DENSITY TO COMPLY WITH CLAUSE J6.2B AND TABLE J6.2A OF THE BCA; SWITCH AND CONTROL DEVICE TO BE OPERATED IN ACCORDANCE WITH J6.3E OF THE BCA.

SPECIFICATIONS, MATERIALS AND WORKMANSHIP

WHERE REFERENCE IS MADE TO STANDARDS ASSOCIATION OF AUSTRALIA (SAA) AND STANDARD SPECIFICATIONS (AS), SHALL APPLY TO THE RELEVANT MATERIALS OR OPERATIONS AND BE DEEMED TO BE INCORPORATED IN THIS SPECIFICATION.

NO SUBSTITUTION OF SPECIFIED MATERIALS IS TO BE MADE WITHOUT THE APPROVAL OF KEEYUEN.

DIMENSIONS

ANY DISCREPANCIES BETWEEN SETS OF DRAWINGS SHOULD NOTIFY, AND BROUGHT TO THE ATTENTION OF KEEYUEN DESIGN.

CONTRACTOR TO CONFIRM HEIGHT OF CEILING TO PREMISES PRIOR TO CONSTRUCTION OF WORKS AND ADVISE KEEYUEN OF ANY DISCREPANCIES PRIOR TO START.

COMPLETION

PRIOR TO COMPLETION OF FITOUT, BUILDER TO OBTAIN ALL REQUIRED CERTIFICATES OF COMPLIANCE FROM SUITABLE QUALIFIED PERSONS, INCLUDING BUT NOT LIMITED TO STRUCTURAL, GLAZING, MECHANICAL, FIRE SAFETY MEASURES, ETC FOR ISSUE AND ACKNOWLEDGEMENT OF CLIENT AND LANDLORD AT HANDOVER OF THE PREMISES.

BEFORE THE ISSUE OF THE CERTIFICATE OF PRACTICAL COMPLETION, THE CONTRACTOR SHALL ARRANGE TO:

- Ø CLEAN ALL FLOORS AND WINDOWS
- Ø EASE AND OIL LOCKS AS SIMILAR WORKING PARTS
- Ø REMOVE ALL STAINS AND DROPPINGS OF PAINT AND MORTAR
- Ø LABEL AND HAND OVERALL KEYS NUMBERED AND TAGGED
- Ø TEST ALL SERVICES, FIXTURES AND EQUIPMENT
- Ø LEAVE THE PROJECT CLEAN, TIDY AND FIT FOR USE OR OCCUPANCY BY THE CLIENT
- Ø PROVIDE INFORMATION FOR WARRANTIES AND GUARANTEES OF SERVICES AND FITTINGS
- Ø OBTAIN AND ISSUE ALL SERVICES MAINTENANCE MANUALS, CERTIFICATES OF COMPLIANCE

REFLECTED CEILING PLAN NOTES

LIGHTING LAYOUT TO TAKE REFERENCE OVER LOCATION OF OTHER SERVICES. ANY DISCREPANCIES TO BE BROUGHT TO THE ATTENTION OF KEEYUEN DESIGN BEFORE SERVICES INSTALLATION.

SECURITY MONITOR EQUIPMENT AND DEVICES TO BE DETERMINED BY CLIENT ON SITE.

SYSTEM TO BE APPROVED BY CLIENT AND TO BE INSTALLED BY NOMINATED CONTRACTOR.

ALL ACCESS PANELS TO BE FRAMELESS AND SET FLUSH WITH CEILING, AS REQUIRED.

LOCATION AND DETAIL TO BE APPROVED BY CLIENT AND/OR KEEYUEN DESIGN.

ALL LIGHT FITTINGS TO ANGLE TOWARD WALL FIXTURES BY CONTRACTOR AS INDICATED ON LIGHTING PLAN PRIOR TO STORE OPENING.

SMOKE DETECTORS TO BE INSTALLED TO SUIT LIGHTING LAYOUT AND/OR THE REQUIRE LOCATION.

AIR CONDITIONING UNIT TO HAVE SEPARATE CONTROL FOR FITTING ROOM AREAS.

REFER TO LANDLORDS ENGINEERS DRAWINGS FOR MECHANICAL REQUIREMENT AND/OR APPROVAL FROM LANDLORD.

REFER TO LANDLORDS FIRE SERVICES ENGINEER FOR SPRINKLER LAYOUT AND OR/APPROVAL FROM LANDLORD.

FIRE PROTECTION SYSTEM TO COMPLY WITH THE BCA.

CONTRACTORS TO INCLUDE ALL MECHANICAL AND FIRE SERVICES WORK IN THE SCOPE OF WORKS.

NEW SPEAKER SYSTEM TO BE INSTALLED IN ACCORDANCE WITH CLIENT'S SPECIFICATION AND/OR LANDLORD REQUIREMENT.

ELECTRICAL NOTES

ALL NECESSARY APPROVALS FOR THE WORKS MUST BE OBTAINED PRIOR TO COMMENCEMENT.

LIAISE OF THE CLIENT AND/OR THE MAIN CONTRACTOR TO SETTLE ALL FEES.

ALLOW FOR OUT OF NORMAL HOURS WORK COORDINATION AND POWER INTERRUPTIONS.

SCOPE OF WORK

SCOPE OF WORK TO INCLUDE THE SUPPLY, DELIVERY, INSTALLATION, TESTING, COMMISSIONING, WARRANTY AND MAINTENANCE OF THE WORKS AS LISTED IN THE SPECIFICATION AND ALL ASSOCIATED DRAWINGS FOR THE PROJECT, AS WELL AS ANY OTHER ASSOCIATED MINOR INCIDENTAL WORKS.

EXIT AND EMERGENCY LIGHTING

REFER TO ELECTRICAL SUB-CONTRACTORS DRAWINGS.

SWITCHING

THE CONTRACTOR IS REQUIRED TO SUBMIT SCHEMATICS TO KEEYUEN FOR REVIEW AND APPROVAL BASED ON THE FOLLOWING DESIGN PARAMETERS:

SAMPLES

SUBMIT SAMPLES OF ALL LUMINAIRES, SWITCHES, DIMMING PLATES, POWER OUTLETS ETC. FOR APPROVAL BY THE ARCHITECT AND LANDLORD MANAGEMENT PRIOR TO ORDERING AND INSTALLATION.

BUILDING PENETRATIONS

SEAL ALL PENETRATIONS TO COMPLY WITH BCA C3.15 AND AS3000 REQUIREMENTS.

EQUIPMENT

ALL EQUIPMENT SHALL BE NEW, UNLESS SPECIFIED.

ALL WORK TIMES AND ACCESS SHALL BE COORDINATED WITH THE MAIN CONTRACTOR AND/OR THE CLIENT.

OUTLETS

ALLOW FOR MOVEMENT OF THE OUTLETS UP TO 2 METRES PRIOR TO INSTALLATION, WITHOUT COST VARIATION.

REDUNDANT LUMINAIRES & EQUIPMENT

SHALL BE RETURNED TO CLIENT UNLESS NOTED OTHERWISE.

REMOVE REDUNDANT WIRING CAUSED BY ALTERATIONS TO GENERAL BASE BUILDING AREAS.

FLOOR CHASING, DRILLING AND OTHER WORKS SHALL BE CARRIED OUT IN 'OUT OF NORMAL' HOURS WITH LANDLORDS APPROVAL, UNLESS SPECIFIED.

ALL FITTINGS TO BE SUPPLIED AS SPECIFIED.

SWITCHBOARDS ARE TO BE INSTALLED IN ACCORDANCE WITH BCA-02.7.

PARTITION NOTES

PARTITION PLAN SHALL BE READ IN CONJUNCTION WITH DETAIL DRAWINGS, WHICH INCLUDE ALL JOINERY, ELEVATIONS, SECTIONS, LARGE SCALE PLANS AND DETAILS.

GLAZING SYSTEMS TO HAVE RECESSED NATURAL ANODISED SAPPHIRE ALUMINIUM CHANNELS AND TRIMS, OR OTHERS SUBJECT TO APPROVAL.

PROVIDE INSULATION FOAM AND ACOUSTIC SEALANT TO ALL PARTITION JUNCTION OF THE EXISTING STRUCTURE AND CEILING, WHERE SOUND TRANSMISSION PREVENTION IS REQUIRED.

WHERE POSSIBLE, A SINGLE SHEET GLASS SHOULD BE FITTED INTO PROPRIETARY GLAZING CHANNELS INCLUDING ALL GASKETS TO ACHIEVE MAXIMUM WIDTH OF GLASSSED WALL.

IF MORE THAN ONE SHEET OF GLASS IS REQUIRED TO ACHIEVE WALL WIDTH, EQUAL LENGTH GLASS PANELS SHALL BE INSTALLED TO SUIT THE FULL LENGTH OF THE WALL.

OTHERWISE SPECIFIED, ALL GLASS EDGES SHALL BE ARRISED AND POLISHED AND JOINTS ACHIEVED USING CLEAR SILICONE.

SILICONE JOINTS SHALL BE AS SLIM AS POSSIBLE AND ENSURE A SMOOTH CONSISTENT FINISH, SET FLUSH WITH GLASS FACE.

INSTALLATION OF ALL STEEL FRAMING MUST BE IN ACCORDANCE WITH RELEVANT CODES AND STANDARDS AND ENSURE EARTHED.

ALLOW FOR FINISHES TO BE APPLIED TO ALL PARTITION WALLS, UNLESS OTHERWISE NOTED OR DETAILED.

PARTITIONS ARE TO BE BRACED TO BASE BUILDING STRUCTURE ABOVE AS NECESSARY, OR AS PER SPECIFICATION BY THE LANDLORD OR QUALIFIED PERSONS.

MAIN CONTRACTOR TO PATCH AND MAKE GOOD TO EXISTING WALL, ENSURE FLUSH FINISH PRIOR TO PAINTING.

INSULATION: DACRON ACOUSTIC INSULATION TO BE PROVIDED TO FULL HEIGHT OF WALLS.

ALLOW TO FIT AROUND DUCTWORK AND SERVICES IN CEILING SPACE AND TO PROVIDE TRANSFER DUCTS FOR RETURN AIR AS DIRECTED BY MECHANICAL ENGINEER.

CORNICE TO BE SUPPLIED AND INSTALLED AS PER SPECIFICATION ON DRAWINGS.

JOINERY NOTES

DIMENSIONS

ALL DIMENSIONS TO BE TAKEN FROM FFL (FINISHED FLOOR LEVEL).

ALL FIXINGS TO OPEN SHELVES AND CUPBOARDS SHALL BE ALIGNED WITHIN JOINERY AND CONCEALED FROM SIGHT IN FINISHED WORKS.

VENEERS & LAMINATE FINISHES TO HAVE APPROPRIATE COMPENSATORY MATERIAL TO OTHER SIDE OF BOARD.

SITE SPECIFIC DIMENSIONS TAKE PRECEDENCE OVER DETAIL DRAWINGS.

INTERNAL CARCASE

UNLESS SPECIFIED, OTHERWISE ALL CARCASE INCLUDING ALL INTERNAL SURFACES AND DIVISIONS WITH 16MM WHITE MELAMINE FINISH TO ALL EXPOSED SURFACES & EDGES.

UNLESS NOTED, OTHERWISE BACKS SHALL BE PRELAMINATED 6MM PARTICLE BOARD WHERE LOCATED AGAINST A PARTITION; EXPOSED BACKS OF 16MM PRELAMINATED PARTICLE BOARD.

DOORS TO CUPBOARD & DRAWER FRONTS SHALL BE CONSTRUCTED OF 16MM THICK BOARD FOR UNDER BENCH AND OVERHEAD CUPBOARDS.

TIMBER

REFER TO FINISHES SCHEDULE FOR TIMBER FINISHING DETAILS.

SHELVES

UNLESS NOTED, OTHERWISE SHALL BE CONSTRUCTED OF 16MM THICK PRELAMINATED PARTICLE BOARD UP TO 800MM WIDE SPAN; AREAS OVER 800MM WIDE SPAN TO HAVE 25MM THICK PRE-LAMINATED PARTICLE BOARD.

BENCHTOPS

UNLESS NOTED, OTHERWISE SHALL BE CONSTRUCTED OF 32MM THICK LAMINATE PARTICLE BOARD (HMR PARTICLE BOARD IN WET AREAS) WITH EDGE AS DETAILED.

LAMINATE JOINTS AS PER SPECIFICATION ON DRAWINGS.

NO OTHER JOINTS WILL BE ACCEPTED WITHOUT APPROVAL.

DRAWER LOCK

UNLESS NOTED, OTHERWISE HAFELE SYMO 200 LOCKING SYSTEM, SINGLE SIDED CD CENTRAL LOCKING SYSTEM OR EQUIVALENT.

DRAWER RUNNERS

UNLESS NOTED, OTHERWISE CONCEALED, METAL & FULLY EXTENSION TYPE RUNNERS TO SUIT SIZE & WEIGHT OF DRAWERS - 'HAFELE WVA' OR 'HETTICH QUADRO' OR SIMILAR APPROVED.

EXISTING SERVICES

CONTRACTOR TO REFER TO CLIENT REGARDING ANY RE-USE OF EXISTING DEMOLISHED ITEMS PRIOR TO THEIR DEMOLITION OR REMOVAL FROM ORIGINAL POSITION.

THE CONTRACTOR IS RESPONSIBLE FOR THE ACKNOWLEDGEMENT OF ALL EXISTING SERVICES ON THE SITE AND IS TO SATISFY THEMSELVES THAT THEY ALL HAVE BEEN DECOMMISSIONED PRIOR TO COMMENCING ANY WORKS.

CONTRACTOR TO ALLOW TO MAKE GOOD AND RE-PAINT TO ALL CEILING AND WALL SURFACES TO MATCH EXISTING UNLESS NOTED OTHERWISE.

INSPECT AND ENSURE ALL EXISTING WALLS ARE SUITABLE FOR NEW PAINT FINISH- REMOVE ANY TIMBER LINING/ BOARDS AND REPLACE/REPATCH PLASTERBOARD AS NECESSARY TO ENSURE A CLEAN FLUSH FINISH.

POST REMOVAL OF ANY SERVICES, PENETRATIONS ARE TO BE PATCHED AND PREPARED FOR NEW WORKS.

THE CONTRACTOR SHALL EXERCISE THE GREATEST CARE DURING THE PROGRESS OF THE WORK TO AVOID DAMAGE TO ANY UTILITY SERVICES INCLUDING GAS, WATER, SEWER, ELECTRIC POWER, TELEPHONE, ETC. WITHIN THE LIMIT OF THE WORK AND STILL BE HELD RESPONSIBLE FOR ANY SUCH DAMAGE CAUSED BY THE CONTRACTOR OR AGENTS OF THE CONTRACTOR DIRECTLY OR INDIRECTLY.

ADHERE TO ALL AUTHORITIES RECOMMENDATIONS.

REPLACE ANY MARKER TAPES OR PROTECTIVE COVERS DISTURBED DURING THE COURSE OF THE WORKS.

SITE SUPERVISION/ CONSTRUCTION MANAGEMENT

BUILDING CONTRACTOR TO ENSURE APPROPRIATE PROTECTION MEASURES ARE CONSIDERED FOR ALL EXISTING SERVICES DURING DEMOLITION AND/OR BUILDING WORKS.

CONTRACTOR TO ALLOW FOR ANY PROPPING OR TEMPORARY SUPPORTS REQUIRED DURING DEMOLITION OF ANY INTERNAL STRUCTURE.

UNLESS NOTED, OTHERWISE ALL EXISTING LIGHTING SHALL BE REMOVED EXISTING PATCH/REPAIR EXISTING CEILING AS REQUIRED TO SUIT NEW WORKS AS DOCUMENTED.

OTHER RESPONSIBILITIES INCLUDED BUT NOT LIMITED TO:

- Ø SITE DELIVERIES ACCEPTANCE AND SUPERVISION
- Ø SITE RUBBISH REMOVAL SUPERVISION
- Ø SITE SUPERVISION OF ALL OF OUT OF HOURS WORKS INCLUDING BELOW FLOOR TENANCIES AS OUTLINED IN THE CONTRACT SPECIFICATIONS AND DRAWINGS
- Ø SITE INDUCTIONS OF ALL TRADES
- Ø SITE SUPERVISION OF ALL OCCUPATIONAL HEALTH AND SAFETY PROCEDURES
- Ø SITE SUPERVISION OF CONTRACTOR RISK MANAGEMENT FOR ALL TRADES
- Ø SITE SUPERVISION OF EMERGENCY PROCEDURES
- Ø SITE FIRE WARDEN AND FIRST AID RESPONSIBILITIES AS PER THE NSW OHS AND LANDLORD RULES AND REGULATIONS
- Ø HOLD CURRENT ST JOHNS AMBULANCE OR EQUALLY APPROVED SENIOR FIRST AID CERTIFICATE

LEASE PLAN / FITOUT GUIDELINES NOTES

DRAWINGS ARE TO BE READ IN CONJUNCTION WITH LANDLORD/ CENTRE MANAGEMENT LATEST ISSUED LEASE PLANS AND FITOUT GUIDELINES.

SIGNAGE /GRAPHIC NOTES

ALL SIGNAGE FONT, SIZE & CONTENT SHOWN IN THIS TENDER PACKAGE IS INDICATIVE ONLY.

FONT TO BE CONFIRMED, REFER TO SEPARATE GRAPHIC DESIGN PACKAGE FOR DETAILS.

SIGNAGE CONSTRUCTOR TO SUBMIT FINAL SETOUT FOR KEEYUEN AND LANDLORD MANAGEMENT'S APPROVAL PRIOR TO PRODUCTION.

SHOPFRONT ILLUMINATED SIGN TO BE CONNECT WITH A TIMER SET TO HOURS AS REQUIREMENT BY LANDLORD/CENTRE MANAGEMENT.

LAMINATED GRAPHIC SHALL HAVE FLAT AND SMOOTH SUBSTRATE AS BACKING BOARD SUCH AS MDF FOR GRAPHIC APPLICATION.

CONTRACTOR MUST ALLOW IN QUOTATION. THICKNESS OF ACRYLIC AS REQUIRED, TO ALLOW SUFFICIENT RIGIDITY, (MINIMUM 6MM THK WITH 1.6MM THK ANODISED ALUMINIUM FLAT BAR AT PANEL JOINT UNLESS OTHERWISE NOTED.

CONCEAL FIXED PANEL TO WALL WITH CLEAR SILICON AS REQUIRED.

CONTRACTOR TO ENSURE NO SILICON OR GLUE MARKS SHALL APPEAR ON GRAPHIC FACE, METHOD AT THEIR OWN DISCRETION.

FOOD TENANCY FITOUT NOTES

CONTRACTOR TO ENSURE ALL INSTALLATION AND CONSTRUCTION OF SHOP TO COMPLY WITH THE LATEST EDITION OF ALL REGULATION AS FOLLOWING:

- Ø FOOD ACT 2003
- Ø THE FOOD (GENERAL) REGULATION 2015
- Ø COUNCIL'S FOOD PREMISES CODE AND REGULATION 2001
- Ø AS 4674-2004 - DESIGN&CONSTRUCTION AND FIT-OUT OF FOOD PREMISES
- Ø AND/OR ANY OTHER RELEVANT STATUTORY REGULATIONS.
- Ø COUNCIL'S CODE FOR WASTE HANDLING IN BUILDINGS
- Ø ALL RELEVANT DA CONSENT CONDITIONS

LAMINATE JOINTS AS PER SPECIFICATION ON DRAWINGS.

NO OTHER JOINTS WILL BE ACCEPTED WITHOUT APPROVAL.

ALL FINISHES TO BE FREE OF CREVICES, ALL JOINTS TO BE SEALED & VERMIN PROOF TO COMPLY WITH "NATIONAL CODE FOR CONSTRUCTION & FITOUT OF FOOD PREMISES" (=NAT.FOOD CODE).

ALL CONTRACTORS TO SUBMIT DETAILED DRAWINGS/SETTING OUT PRIOR CONSTRUCTION.

ENSURE THE PRODUCT EMPLOYED MUST MEETS REGULATORY REQUIREMENTS.

PROVIDE COVING SKIRTING AS REQUIRED TO ALL WALL/FLOOR JUNCTION.

FILL ALL CAVITIES AS REQUIRED TO COMPLY WITH ALL FOOD CODE OR ACT AS MENTIONED ABOVE.

FOR FOOD BUTCHER OR TENANCY WHICH INVOLVES DEALING OF FRESH MEAT PRODUCT, CONTRACTOR TO ENSURE ALL CONSTRUCTION MUST COMPLY WITH THE "SAFE FOOD PRODUCTION NSW FOR RETAIL MEAT AREA" AND THE "NSW STANDARD FOR CONSTRUCTION & HYGIENE OPERATION FOR RETAIL MEAT PREMISES", AND/OR ANY RELEVANT FOOD CODE AND ACT.

ANY FLOOR AND/OR ROOF SLABS PENETRATIONS MUST BE CONSTRUCTED WITH FIRE PREVENTION AND SHALL BE IN COMPLIANCE WITH RELEVANT CODES.

ALL FLOOR TILES MUST HAVE EPOXY GROUT AND BE LAID IN ACCORDANCE WITH REQUIREMENT OF AS 3958.1

CONTRACTOR TO PROVIDE ALL WATERPROOF MEMBRANE AND SEAL FOR ALL WALLS AND FLOORS, BETWEEN CONCRETE FLOOR SLABS AND NEW FLOOR FINISH AS REQUIRED, TO COMPLY WITH AUSTRALIAN STANDARD AND BCA (PROVIDE MINIMUM WATERPROOF MEMBRANE UPTURN OF 300MM ON TO WALL FROM FLOOR.

SEAL AND WATERPROOF ALL PENETRATIONS TO THE FULL EXTENT OF TENANCY AS REQUIRED TO COMPLY WITH AUSTRALIAN STANDARD, BCA AND/OR OTHER REQUIREMENT FROM LANDLORD/CENTRE MANAGEMENT.

PROVIDE WET EDGE TO ALL SINK AREA AS REQUIRED TO COMPLY WITH NATIONAL FOOD CODE.

SUBSTRATE NOTES (FOR FOOD & GENERAL RETAIL TENANCY):

ALL SUBSTRATE SURROUNDING COOKING AREA AS REQUIRED TO WITHSTAND/PREVENT HEAT TRANSFERS FROM ALL OTHER COOKING EQUIPMENT.

ALL STAINLESS STEEL SUBSTRATE MUST HAVE FOLDED EDGE AS ONE PIECE AND ALL JOINTS TO BE SEALED OR WELDED.

ALL LAMINATE/VENEER AS SPECIFIED TO BE SUPPLIED WITH NEW SUBSTRATE TO SUIT THE APPLICATION, UNLESS OTHERWISE NOTED. (NO CHIPBOARD PERMITTED).

OVERSEAS PROJECT NOTES

SPECIFICATIONS HAVE BEEN PREPARED BY KEEYUEN DESIGN GENERICALLY WITHOUT REFERENCE TO THE LOCAL GOVERNMENT LAWS AND REQUIREMENTS.

APPROPRIATELY QUALIFIED CONSULTANTS OFFSHORE SHOULD BE ENGAGED TO PERFORM THE NECESSARY WORKS.

ALL PERSONS USING THESE DRAWINGS, PLANS & SPECIFICATIONS MUST REVIEW AND CHECK THE DETAILS TO ENSURE THE DETAIL COMPLY WITH ALL LAWS AND REQUIREMENTS OF THE LOCAL GOVERNMENT.

KEEYUEN DESIGN WILL NOT ACCEPT ANY RESPONSIBILITY NOR LIABILITY AS A CONSEQUENCE OF ANYTHING IN THESE DRAWINGS, PLANS & SPECIFICATIONS UNCOMPLIANT WITH THE LAWS AND REQUIREMENTS OF LOCAL GOVERNMENT.



T: 02 8957 1015
E: info@keeyuen.com.au
A: Suite 1302, 87-89 Liverpool St, Sydney NSW 2000

IMPORTANT NOTE

- Do not scale drawings, figured dimensions are to be followed.
- All works to be in accordance with the building code of Australia and local authority requirements.
- All dimensions are to be confirmed on site prior to construction. In the event of any discrepancies on these drawings, the contractor to contact the designer prior to manufacture.
- Measurements for the fabrication of secondary components are to be taken on site to suit.
- Contractor's responsibility to obtain approvals from authorities including local council and water board prior to construction.
- Contractor to liaise with third party suppliers to confirm exact requirements. Including electrical data comms. Hydraulics and any other related requirements
- Contractor to ensure structural integrity and feasibility of all units/components prior to fabrication. All structural components shall be read in accordance to details and specifications prepared by a structural engineer.
- All architectural documentations are to be read in conjunction with other consultant's drawings/specification and all other related documents.
- Copyright of these drawings and related documents are reserved by Keeyuen. Any reproduction or distribution of any parts of these drawings and documents are prohibited without permission from Keeyuen.

REV	DATE	NOTES	CLIENT:	PROJECT NO:	DESIGNER :	DRAFT BY :	CHECK BY :
			Manly Sushi		Gretta.L		Gretta.L
PROJECT ADDRESS:	Retail Shop 2, 38 The Corso, Manly, NSW 2095			DRAWING TITLE:	GENERAL NOTES		
DRAWING NUMBER:	GN-01			ISSUE DATE:	04/07/2023		



1

3D VIEW 1



T: 02 8957 2015
E: info@keeyuen.com.au
A: Suite 1302, 87-89 Liverpool St, Sydney NSW 2000

IMPORTANT NOTE








- Do not scale drawings, figured dimensions are to be followed.
- All works to be in accordance with the building code of Australia and local authority requirements.
- All dimensions are to be confirmed on site prior to construction. In the event of any discrepancies on these drawings, the contractor to contact the designer prior to manufacture.
- Measurements for the fabrication of secondary components are to be taken on site to suit.
- Contractor's responsibility to obtain approvals from authorities including local council and water board prior to construction.
- Contractor to liaise with third party suppliers to confirm exact requirements. Including electrical data comms. Hydraulics and any other related requirements
- Contractor to ensure structural integrity and feasibility of all units/components prior to fabrication. All structural components shall be read in accordance to details and specifications prepared by a structural engineer.
- All architectural documentations are to be read in conjunction with other consultant's drawings/specification and all other related documents.
- Copyright of these drawings and related documents are reserved by Keeyuen. Any reproduction or distribution of any parts of these drawings and documents are prohibited without permission from Keeyuen.










REV	DATE	NOTES

CLIENT:
Manly Sushi

PROJECT ADDRESS:
Retail Shop 2, 38 The Corso,
Manly, NSW 2095

PROJECT NO:	DESIGNER : Gretta.L	DRAFT BY :	CHECK BY : Gretta.L
DRAWING TITLE: 3D VIEW 01	SCALE @ A3:		
DRAWING NUMBER: 3D-01	ISSUE DATE: 04/07/2023		

MATERIAL SCHEDULE						
ITEM	CODE	PHOTO REFERENCE	DESCRIPTION	SUPPLIER	LOCATION	NOTES
PAINT	PT1		NAME:NATURAL WHITE COLOR CODE: SW1F4	DULUX	CEILING	
PAINT	PT2		FEATURE PAINT NAME:MONTE BIANCO	FX AUSTRALIA	WALL	
PAINT	PT3		FEATURE PAINT NAME:MONTE CASTELLO	FX AUSTRALIA	WALL	
PAINT	PT4		2 PAC PAINT NAME:SELL OUT COLOR CODE: S37C3	DULUX	WALL	
STONE	ST1		NAME:DIAMOND WHITE SPEC:AC8123 SIZE:3040*1440*20MM FINISH:GLOSS	AC STONE	COUNTER TOP	
TILE	TL1		NAME:JURA STONE BROWN MATT TILE CODE:02385 SIZE:500*500 FINISH:MATT	CHEAPESTILES	FLOOR	
TILE	TL2		SPEC: DARK GREY SIZE:300*300 FINISH: MATT R12 P5 GROUT:GREY	SHOPFITTER TO SOURCE	KITCHEN FLOOR	
TILE	TL3		NAME:SILK WHITE HONED TILE CODE:02509 SIZE:600*1200	CHEAPESTILES	WALL	
TILE	TL4		NAME:WHITE MATT WALL TILE WALL TILE CODE:00191 SIZE:300*600	CHEAPESTILES	WALL	
STONE TILING	TL5		NAME:STONETHICA CALACATTA HONED SIZE:3050*1580	SKHEME	SHOP FRONT	

MATERIAL SCHEDULE						
ITEM	CODE	PHOTO REFERENCE	DESCRIPTION	SUPPLIER	LOCATION	NOTES
TILE	TL6		NAME:ECLIPSE MINK STRUCTURED TEXTURED COLOR CODE: 100571 SIZE:300*600*9MM SLIP RISK:P5-VERY LOW	BEAUMONT TILES	RAMP FLOOR	
LAMINET	LM1		NAME:SMOKY SAPELLE NATURAL COLOR CODE: 480	LAMINEX	WALL	
LAMINET	LM2		NAME:CLASSIC OAK NUANCE COLOR CODE: 8537	LAMINEX	WALL	
LAMINET	LM3		METAL TEXTURE FILM	SHOPFITTER TO SOURCE	WALL	
LAMINET	LM4		NAME:PRIMED READY TO PAINT COLOR CODE: PR3	LAMINEX	DISPLAY CABINET	
LAMINET	LM5		NAME:WHITE FLINT COLOR CODE: 200	LAMINEX	DISPLAY CABINET	
ACRYLIC	AC1		AS SHOW ON PICTURE	SHOPFITTER TO SOURCE	DISPLAY CABINET	
METAL	MT1		AS SHOW ON PICTURE	SHOPFITTER TO SOURCE		
SKIRTING	SK1		SIZE:50H COLOR:BLACK	SHOPFITTER TO SOURCE	SKIRTING	



T: 02 8957 1015
E: info@keeyuen.com.au
A: Suite 1302, 87-89 Liverpool St, Sydney NSW 2000

IMPORTANT NOTE

- Do not scale drawings, figured dimensions are to be followed.
- All works to be in accordance with the building code of Australia and local authority requirements.
- All dimensions are to be confirmed on site prior to construction. In the event of any discrepancies on these drawings, the contractor to contact the designer prior to manufacture.
- Measurements for the fabrication of secondary components are to be taken on site to suit.
- Contractor's responsibility to obtain approvals from authorities including local council and water board prior to construction.
- Contractor to liaise with third party suppliers to confirm exact requirements. Including electrical data comms. Hydraulics and any other related requirements
- Contractor to ensure structural integrity and feasibility of all units/components prior to fabrication. All structural components shall be read in accordance to details and specifications prepared by a structural engineer.
- All architectural documentations are to be read in conjunction with other consultant's drawings/specification and all other related documents.
- Copyright of these drawings and related documents are reserved by Keeyuen. Any reproduction or distribution of any parts of these drawings and documents are prohibited without permission from Keeyuen.

REV	DATE	NOTES

CLIENT:
Manly Sushi

PROJECT ADDRESS:
Retail Shop 2, 38 The Corso,
Manly, NSW 2095

PROJECT NO:	DESIGNER : Gretta.L	DRAFT BY :	CHECK BY : Gretta.L
DRAWING TITLE: MATERIAL SCHEDULE 1			SCALE @ A3:
DRAWING NUMBER: MA-01			ISSUE DATE: 04/07/2023

MATERIAL SCHEDULE						
ITEM	CODE	PHOTO REFERENCE	DESCRIPTION	SUPPLIER	LOCATION	NOTES
BATTEN LIGHT	L1		NAME:SL9732/20CW/HP QTY:6	SAL	KITCHEN CEILING	
DOWN LIGHT	L2		CODE:S9141TC COLOR:WHITE POWER:9W SPEC:4000K QTY:16	SAL	CEILING	
PENDANT LIGHT	L3		NAME:CAROLINE FINISH:WHITE MATERIAL:FABRIC QTY:16	ABOUT SPACE	CEILING	
LED STRIP	L4		LED STRIP COLOR TEMPERATURE: 4000K	SHOPFITTER TO SOURCE	REFER TO DWG	

MATERIAL SCHEDULE						
ITEM	CODE	PHOTO REFERENCE	DESCRIPTION	SUPPLIER	LOCATION	NOTES



T: 02 8957 2015
E: info@keeyuen.com.au
A: Suite 1302, 87-89 Liverpool St, Sydney NSW 2000

IMPORTANT NOTE

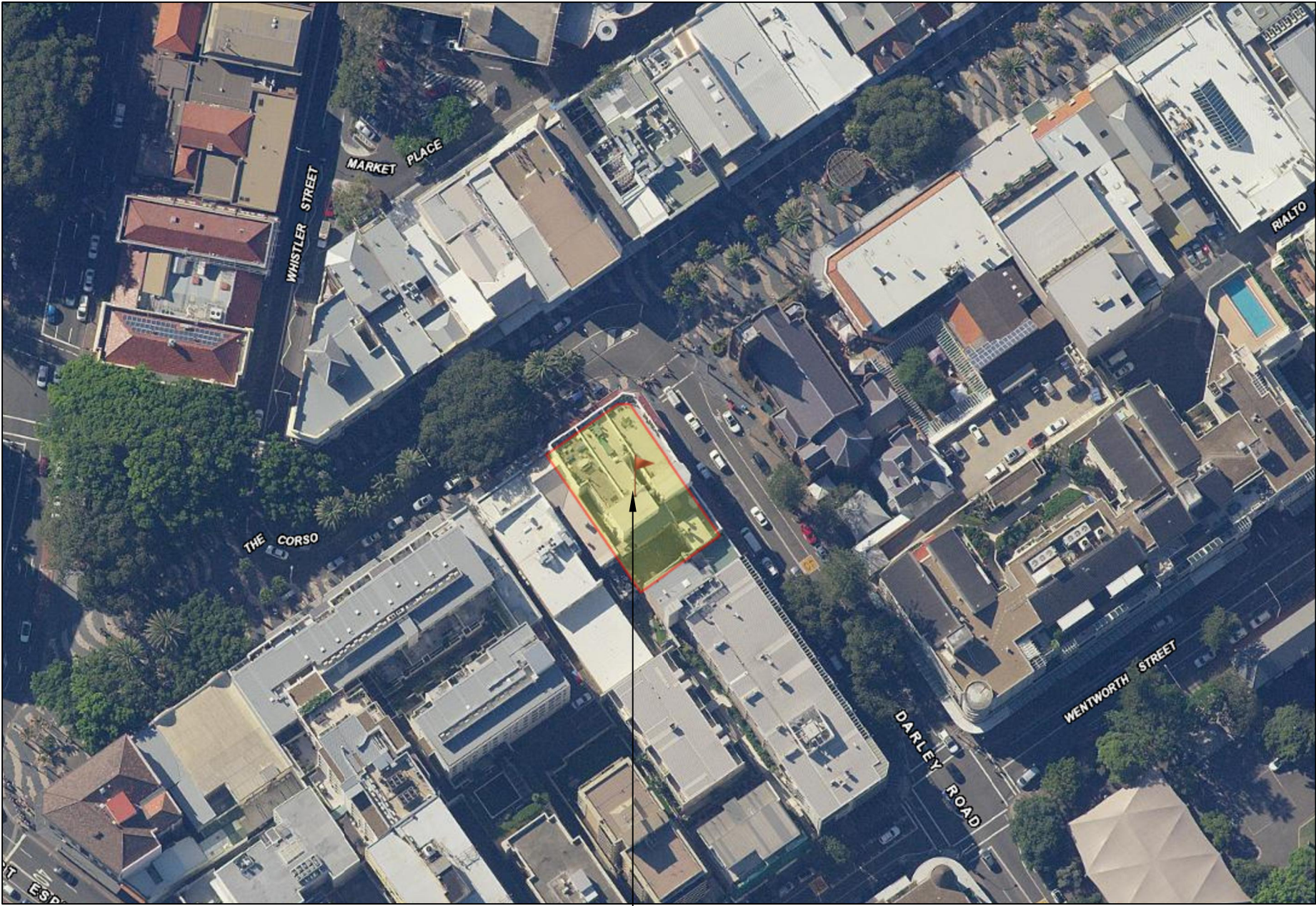
- Do not scale drawings, figured dimensions are to be followed.
- All works to be in accordance with the building code of Australia and local authority requirements.
- All dimensions are to be confirmed on site prior to construction. In the event of any discrepancies on these drawings, the contractor to contact the designer prior to manufacture.
- Measurements for the fabrication of secondary components are to be taken on site to suit.
- Contractor's responsibility to obtain approvals from authorities including local council and water board prior to construction.
- Contractor to liaise with third party suppliers to confirm exact requirements. Including electrical data comms. Hydraulics and any other related requirements
- Contractor to ensure structural integrity and feasibility of all units/components prior to fabrication. All structural components shall be read in accordance to details and specifications prepared by a structural engineer.
- All architectural documentations are to be read in conjunction with other consultant's drawings/specification and all other related documents.
- Copyright of these drawings and related documents are reserved by Keeyuen. Any reproduction or distribution of any parts of these drawings and documents are prohibited without permission from Keeyuen.

REV	DATE	NOTES

CLIENT:
Manly Sushi

PROJECT ADDRESS:
Retail Shop 2, 38 The Corso,
Manly, NSW 2095

PROJECT NO:	DESIGNER : Gretta.L	DRAFT BY :	CHECK BY : Gretta.L
DRAWING TITLE: LIGHTING SCHEDULE 1			SCALE @ A3:
DRAWING NUMBER: MA-02			ISSUE DATE: 04/07/2023



Retail Shop 2, 38 The Corso,
Manly, NSW 2095

1

LOCATION PLAN

scale NTS



T: 02 8957 2015
E: info@keeyuen.com.au
A: Suite 1302, 87-89 Liverpool St, Sydney NSW 2000

IMPORTANT NOTE

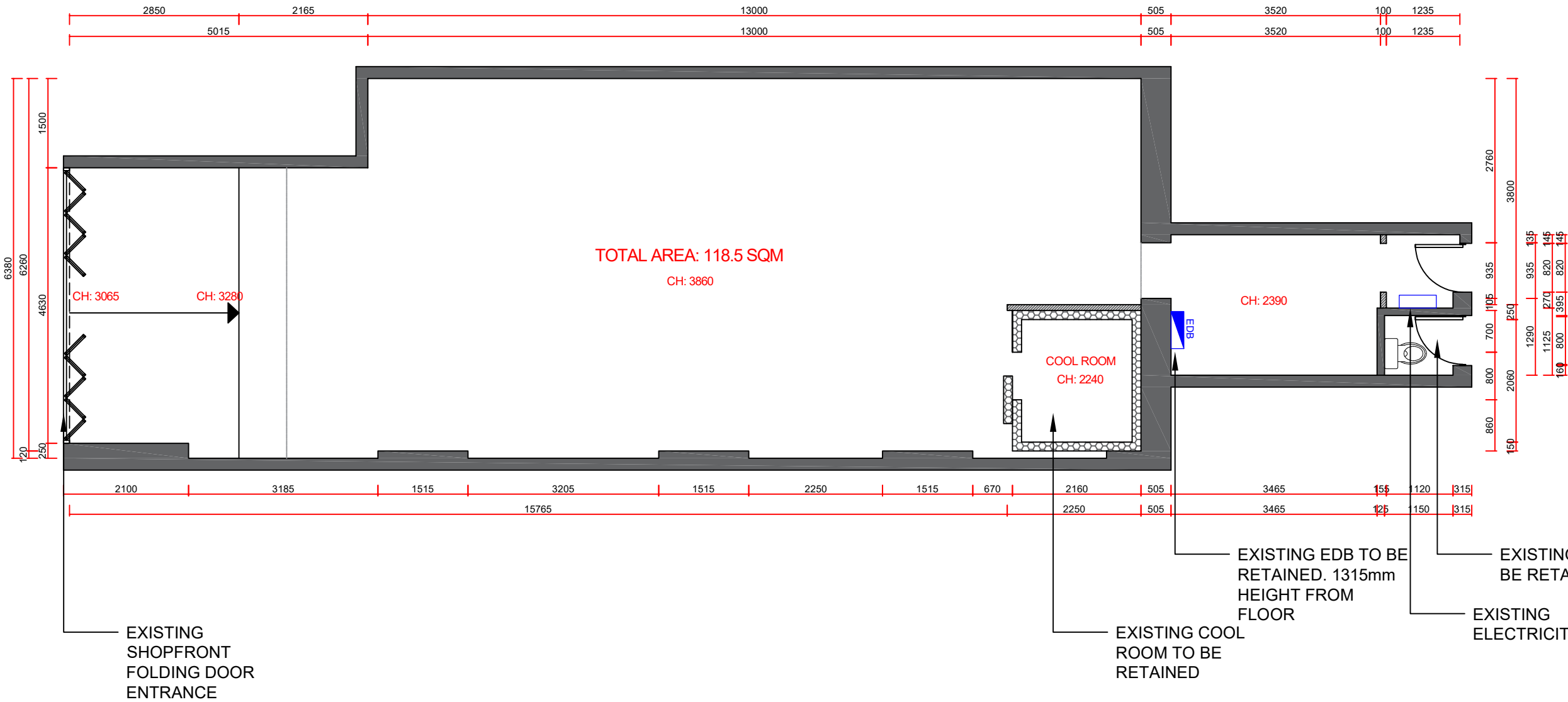
- Do not scale drawings, figured dimensions are to be followed.
- All works to be in accordance with the building code of Australia and local authority requirements.
- All dimensions are to be confirmed on site prior to construction. In the event of any discrepancies on these drawings, the contractor to contact the designer prior to manufacture.
- Measurements for the fabrication of secondary components are to be taken on site to suit.
- Contractor's responsibility to obtain approvals from authorities including local council and water board prior to construction.
- Contractor to liaise with third party suppliers to confirm exact requirements. Including electrical data comms. Hydraulics and any other related requirements
- Contractor to ensure structural integrity and feasibility of all units/components prior to fabrication. All structural components shall be read in accordance to details and specifications prepared by a structural engineer.
- All architectural documentations are to be read in conjunction with other consultant's drawings/specification and all other related documents.
- Copyright of these drawings and related documents are reserved by Keeyuen. Any reproduction or distribution of any parts of these drawings and documents are prohibited without permission from Keeyuen.

REV	DATE	NOTES

CLIENT: Manly Sushi
PROJECT ADDRESS: Retail Shop 2, 38 The Corso, Manly, NSW 2095

PROJECT NO:	DESIGNER : Gretta.L	DRAFT BY :	CHECK BY : Gretta.L
DRAWING TITLE: LOCATION PLAN	SCALE @ A3: NTS		
DRAWING NUMBER: PL-00	ISSUE DATE: 04/07/2023		

- NOTE:
1. LEASE PLAN BY SHOPPING CENTRE SHOULD BE USED IN CONJUNCTION WITH DESIGN DRAWING DOCUMENTATION.
 2. ALL DIMENSIONS MUST BE CHECK ON SITE BEFORE ANY FABRICATION.
 3. ART WORK GRAPHIC DIMENSION SHOWN ON THE DRAWING ARE ONLY FOR REFERENCE,BUILDER NEED TO CONFIRM ON SITE SIZE PRIOR FINAL PRINTING.
 4. ALL EQUIPMENT CABINET AND COUNTER DETAILS NEED TO BE CONFIRMED WITH CLIENT BEFORE FABRICATION.
 5. BUILDER SHOULD CHECK THE BUILDING MANAGEMENT'S REQUIREMENTS REGARDING INTER-TENANCY WALL BEFORE INSTALLING SHELVES OR WALL MOUNTED EQUIPMENTS;OTHERWISE SHELVES AND EQUIPMENT HAVE TO BE SELF SUPPORTED.
 6. ALL SERVICES MUST BE COORDINATED AND APPROVED BY OPERATIONS MANAGER PRIOR TO COMMENCEMENT ON SITE.
 7. SHOP DRAWING FOR ALL S/S WORK ARE REQUIRED; SHOPFITTER TO SUBMIT TO KEEYUEN DESIGN& RENOVATION AND LANDLORD FOR APPROVAL PRIOR TO MANUFACTURE.



STRUCTURE LEGEND	
	EXISTING WALLS & COLUMNS
	NEW WALLS
	EXISTING WALLS TO BE DEMOLISHED
ALL CEILING HEIGHT NEED TO CHECK ON SITE	

1 EXISTING FLOOR PLAN
scale 1:80



T: 02 8957 2015
E: info@keeyuen.com.au
A: Suite 1302, 87-89 Liverpool St, Sydney NSW 2000

- IMPORTANT NOTE
- Do not scale drawings, figured dimensions are to be followed.
 - All works to be in accordance with the building code of Australia and local authority requirements.
 - All dimensions are to be confirmed on site prior to construction. In the event of any discrepancies on these drawings, the contractor to contact the designer prior to manufacture.
 - Measurements for the fabrication of secondary components are to be taken on site to suit.
 - Contractor's responsibility to obtain approvals from authorities including local council and water board prior to construction.
 - Contractor to liaise with third party suppliers to confirm exact requirements. Including electrical data comms. Hydraulics and any other related requirements
 - Contractor to ensure structural integrity and feasibility of all units/components prior to fabrication. All structural components shall be read in accordance to details and specifications prepared by a structural engineer.
 - All architectural documentations are to be read in conjunction with other consultant's drawings/specification and all other related documents.
 - Copyright of these drawings and related documents are reserved by Keeyuen. Any reproduction or distribution of any parts of these drawings and documents are prohibited without permission from Keeyuen.

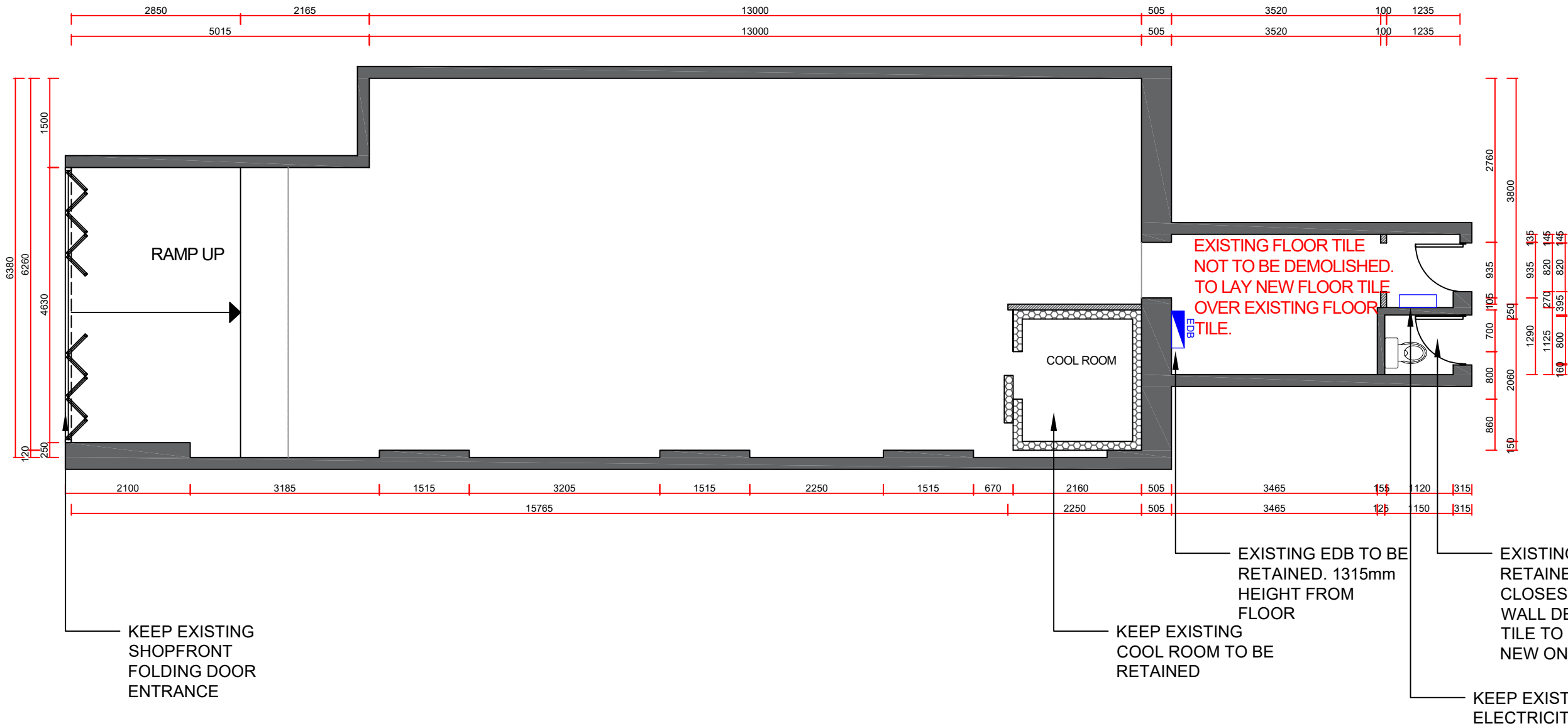
REV	DATE	NOTES

CLIENT:
Manly Sushi

PROJECT ADDRESS:
Retail Shop 2, 38 The Corso,
Manly, NSW 2095

PROJECT NO:	DESIGNER : Gretta.L	DRAFT BY :	CHECK BY : Gretta.L
DRAWING TITLE: EXISTING FLOOR PLAN			SCALE @ A3: 1:80
DRAWING NUMBER: PL-01			ISSUE DATE: 04/07/2023

- NOTE:
1. LEASE PLAN BY SHOPPING CENTRE SHOULD BE USED IN CONJUNCTION WITH DESIGN DRAWING DOCUMENTATION.
 2. ALL DIMENSIONS MUST BE CHECK ON SITE BEFORE ANY FABRICATION.
 3. ART WORK GRAPHIC DIMENSION SHOWN ON THE DRAWING ARE ONLY FOR REFERENCE,BUILDER NEED TO CONFIRM ON SITE SIZE PRIOR FINAL PRINTING.
 4. ALL EQUIPMENT CABINET AND COUNTER DETAILS NEED TO BE CONFIRMED WITH CLIENT BEFORE FABRICATION.
 5. BUILDER SHOULD CHECK THE BUILDING MANAGEMENT'S REQUIREMENTS REGARDING INTER-TENANCY WALL BEFORE INSTALLING SHELVES OR WALL MOUNTED EQUIPMENTS;OTHERWISE SHELVES AND EQUIPMENT HAVE TO BE SELF SUPPORTED.
 6. ALL SERVICES MUST BE COORDINATED AND APPROVED BY OPERATIONS MANAGER PRIOR TO COMMENCEMENT ON SITE.
 7. SHOP DRAWING FOR ALL S/S WORK ARE REQUIRED; SHOPFITTER TO SUBMIT TO KEEYUEN DESIGN& RENOVATION AND LANDLORD FOR APPROVAL PRIOR TO MANUFACTURE.



STRUCTURE LEGEND	
	EXISTING WALLS & COLUMNS
	NEW WALLS
	EXISTING WALLS TO BE DEMOLISHED
ALL CEILING HEIGHT NEED TO CHECK ON SITE	

1

DEMOLITION FLOOR PLAN

scale 1:80



T: 02 8957 2015
E: info@keeyuen.com.au
A: Suite 1302, 87-89 Liverpool St, Sydney NSW 2000

IMPORTANT NOTE

- Do not scale drawings, figured dimensions are to be followed.
- All works to be in accordance with the building code of Australia and local authority requirements.
- All dimensions are to be confirmed on site prior to construction. In the event of any discrepancies on these drawings, the contractor to contact the designer prior to manufacture.
- Measurements for the fabrication of secondary components are to be taken on site to suit.
- Contractor's responsibility to obtain approvals from authorities including local council and water board prior to construction.
- Contractor to liaise with third party suppliers to confirm exact requirements. Including electrical data comms. Hydraulics and any other related requirements
- Contractor to ensure structural integrity and feasibility of all units/components prior to fabrication. All structural components shall be read in accordance to details and specifications prepared by a structural engineer.
- All architectural documentations are to be read in conjunction with other consultant's drawings/specification and all other related documents.
- Copyright of these drawings and related documents are reserved by Keeyuen. Any reproduction or distribution of any parts of these drawings and documents are prohibited without permission from Keeyuen.

REV	DATE	NOTES

CLIENT:
Manly Sushi

PROJECT ADDRESS:
Retail Shop 2, 38 The Corso,
Manly, NSW 2095

PROJECT NO:	DESIGNER : Gretta.L	DRAFT BY :	CHECK BY : Gretta.L
DRAWING TITLE: DEMOLITION FLOOR PLAN			SCALE @ A3: 1:80
DRAWING NUMBER: PL-02			ISSUE DATE: 04/07/2023

30MM DIAMETER
HANDRAIL
INSTALLED ON WALL
865-1000M HIGH
-NOTE MUST NOT
IMPACT THE BI-FOLD
DOORS WHEN FULLY
OPEN

BRILLE AND
TACTILE SIGN
STATING"RAMP"
1250MM HIGH FROM
GROUND AND
WITHIN 300MM OFF
RAMP EDGE

NEW TILE FINISH
(SLIP RISK:P5-VERY
LOW)

BI-FOLD
DOORS
TO REMAIN
OPEN

FINISHED FOOTPATH
LEVEL FFL0.220

ANY WALL FINISHES WE
WILL NOT TO BE APPLIED
DIRECTLY TO THE
EXPOSED BRICK.

EQUIPMENT SCHEDULE

EQUIPMENT SCHEDULE TO BE READ IN CONJUNCTION WITH DRAWING PACKAGE. REPORT ANY DISCREPANCIES TO KEEYUEN

KITCHEN EQUIPMENT E10 CANCEL

CODE	DESCRIPTION	SIZE	QTT
E01	TWO COMMERCIAL FRYER	560(W)x440(D)x305(H)	1
E02	DISH WASHER	700(W)x817(D)x1430(H)	1
E03	UNDER BENCH DISHWASHER	575(W)x600(D)x845(H)	1
E04	COOKTOP WITH 4 BURNERS WITH OVEN	600(W)x812(D)x915(H)	1
E05	COMMERCIAL FREEZER	1920*1200*700	1
E06	FREEZER	1500(W)x800(D)x800(H)	4
E07	FRIDGE	1200(W)x650(D)x1180(H)	2
E08	SMALL FRIDGE	400(W)x425(D)x833(H)	1
E09	UPRIGHT FRIDGE	575(W)x546(D)x1770(H)	1
E10	FREEZER	1200(W)x350(D)x330(H)	1
E11	MACHINE	360(W)x643(D)x640(H)	2

E12

RICE COOKER

TBC

2

E13

THERMAL BARREL

TBC

1

SANITARY EQUIPMENT

S01	SINGLE SINK	800(W)x500(D)x800(H)	5
HB1	HAND BASIN	500(W)x500(D)x800(H)	1
SD1	SOAP DISPENSER	TBC	1
PT1	PAPER TOWEL DISPENSER	TBC	1

NEW CURTAIN

13000

505

3520

100

1235

13000

505

3520

100

1235

NOTE:

- LEASE PLAN BY SHOPPING CENTRE SHOULD BE USED IN CONJUNCTION WITH DESIGN DRAWING DOCUMENTATION.
- ALL DIMENSIONS MUST BE CHECK ON SITE BEFORE ANY FABRICATION.
- ART WORK GRAPHIC DIMENSION SHOWN ON THE DRAWING ARE ONLY FOR REFERENCE,BUILDER NEED TO CONFIRM ON SITE SIZE PRIOR FINAL PRINTING.
- ALL EQUIPMENT CABINET AND COUNTER DETAILS NEED TO BE CONFIRMED WITH CLIENT BEFORE FABRICATION.
- BUILDER SHOULD CHECK THE BUILDING MANAGEMENT'S REQUIREMENTS REGARDING INTER-TENANCY WALL BEFORE INSTALLING SHELVES OR WALL MOUNTED EQUIPMENTS;OTHERWISE SHELVES AND EQUIPMENT HAVE TO BE SELF SUPPORTED.
- ALL SERVICES MUST BE COORDINATED AND APPROVED BY OPERATIONS MANAGER PRIOR TO COMMENCEMENT ON SITE.
- SHOP DRAWING FOR ALL S/S WORK ARE REQUIRED; SHOPFITTER TO SUBMIT TO KEEYUEN DESIGN& RENOVATION AND LANDLORD FOR APPROVAL PRIOR TO MANUFACTURE.

STRUCTURE LEGEND

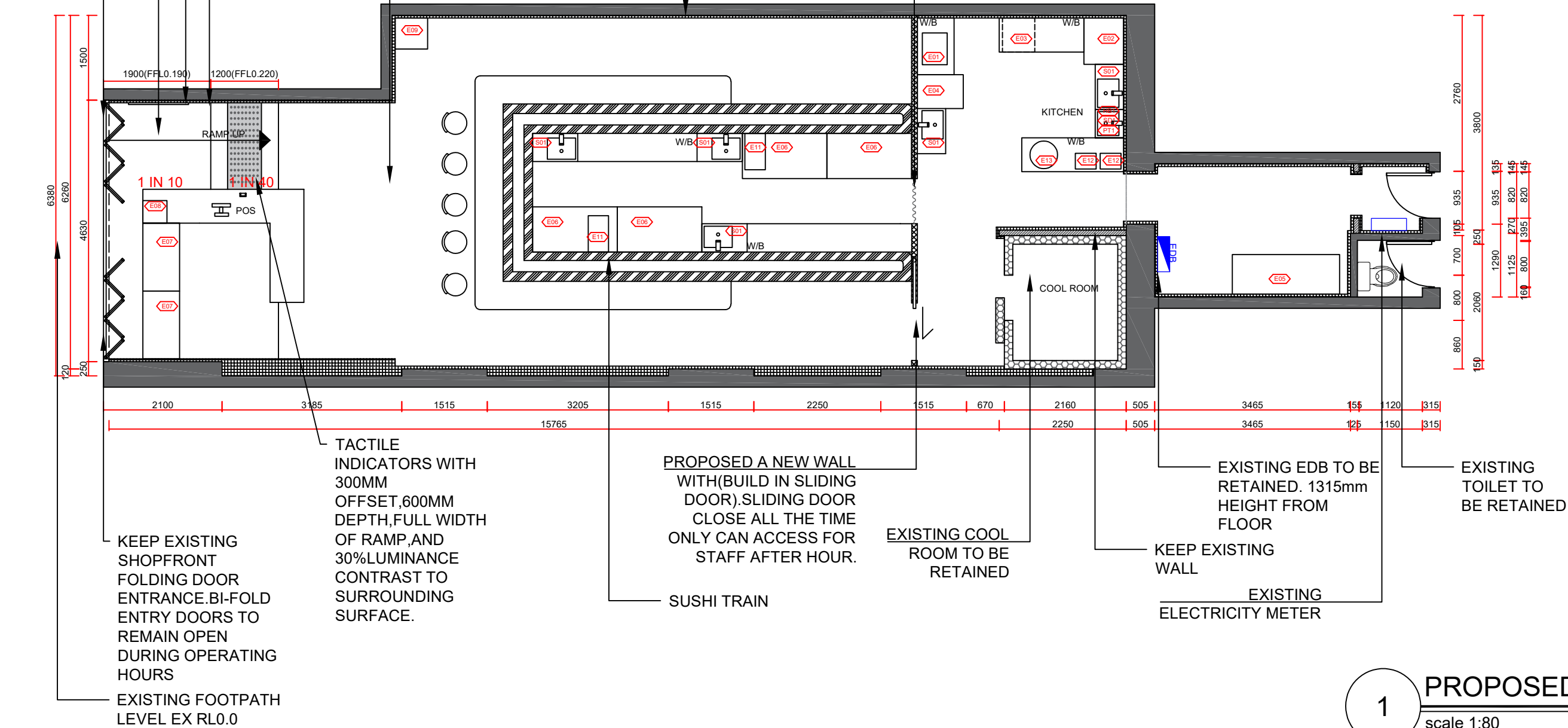
	EXISTING WALLS & COLUMNS
	NEW WALLS
	EXISTING WALLS TO BE DEMOLISHED

ALL CEILING HEIGHT NEED TO CHECK ON SITE

- SHOPFITTER TO CONFIRM QUANTITY. LOCATION AND SIZE OF ALL EXISTING COLUMNS ON SITE ASAP, PRIOR TO ANY WORK DONE. ADVISE DESIGNER ACCORDINGLY ON ANY MAJOR DISCREPANCIES.
- SHOPFITTER TO CONFIRM LOCATION OF EXISTING EDB PRIOR TO ANY WORK DONE & ADVISE DESIGNER ACCORDINGLY .
- SHOPFITTER TO CONFIRM SIZE & ADVISE BEST LOCATION OF GAS METER, IF PROPOSED LOCATION IS NOT IDEAL. PRIOR TO ANY WORK DONE & ADVISE DESIGNER ACCORDINGLY

NOTE:

- ALL FURNITURE TYPE AND SPECIFICATION TO BE CONFIRMED WITH CLIENT PRIOR INSTALLATION.
- EXHAUST HOOD TO HAVE MINIMUM 150MM OVERHANG AT FRONT AND SIDES, TO COMPLY TO AS 1668.2



1

PROPOSED FLOOR PLAN

scale 1:80



T: 02 8957 1015
E: info@keeyuen.com.au
A: Suite 1302, 87-89 Liverpool St, Sydney NSW 2000

IMPORTANT NOTE

- Do not scale drawings, figured dimensions are to be followed.
- All works to be in accordance with the building code of Australia and local authority requirements.
- All dimensions are to be confirmed on site prior to construction. In the event of any discrepancies on these drawings, the contractor to contact the designer prior to manufacture.
- Measurements for the fabrication of secondary components are to be taken on site to suit.
- Contractor's responsibility to obtain approvals from authorities including local council and water board prior to construction.
- Contractor to liaise with third party suppliers to confirm exact requirements. Including electrical data comms. Hydraulics and any other related requirements
- Contractor to ensure structural integrity and feasibility of all units/components prior to fabrication. All structural components shall be read in accordance to details and specifications prepared by a structural engineer.
- All architectural documentations are to be read in conjunction with other consultant's drawings/specification and all other related documents.
- Copyright of these drawings and related documents are reserved by Keeyuen. Any reproduction or distribution of any parts of these drawings and documents are prohibited without permission from Keeyuen.

REV	DATE	NOTES

CLIENT:
Manly Sushi

PROJECT ADDRESS:
Retail Shop 2, 38 The Corso,
Manly, NSW 2095

PROJECT NO:	DESIGNER : Gretta.L	DRAFT BY :	CHECK BY : Gretta.L
DRAWING TITLE: PROPOSED FLOOR PLAN	SCALE @ A3: 1:80		
DRAWING NUMBER: PL-03	ISSUE DATE: 04/07/2023		

30MM DIAMETER
HANDRAIL
INSTALLED ON WALL
865-1000M HIGH
-NOTE MUST NOT
IMPACT THE BI-FOLD
DOORS WHEN FULLY
OPEN

BRILLE AND
TACTILE SIGN
STATING"RAMP"
1250MM HIGH FROM
GROUND AND
WITHIN 300MM OFF
RAMP EDGE

NEW TILE FINISH
(SLIP RISK:P5-VERY
LOW)

BI-FOLD
DOORS
TO REMAIN
OPEN

FINISHED FOOTPATH
LEVEL FFL0.220

ANY WALL FINISHES WE
WILL NOT TO BE APPLIED
DIRECTLY TO THE
EXPOSED BRICK.

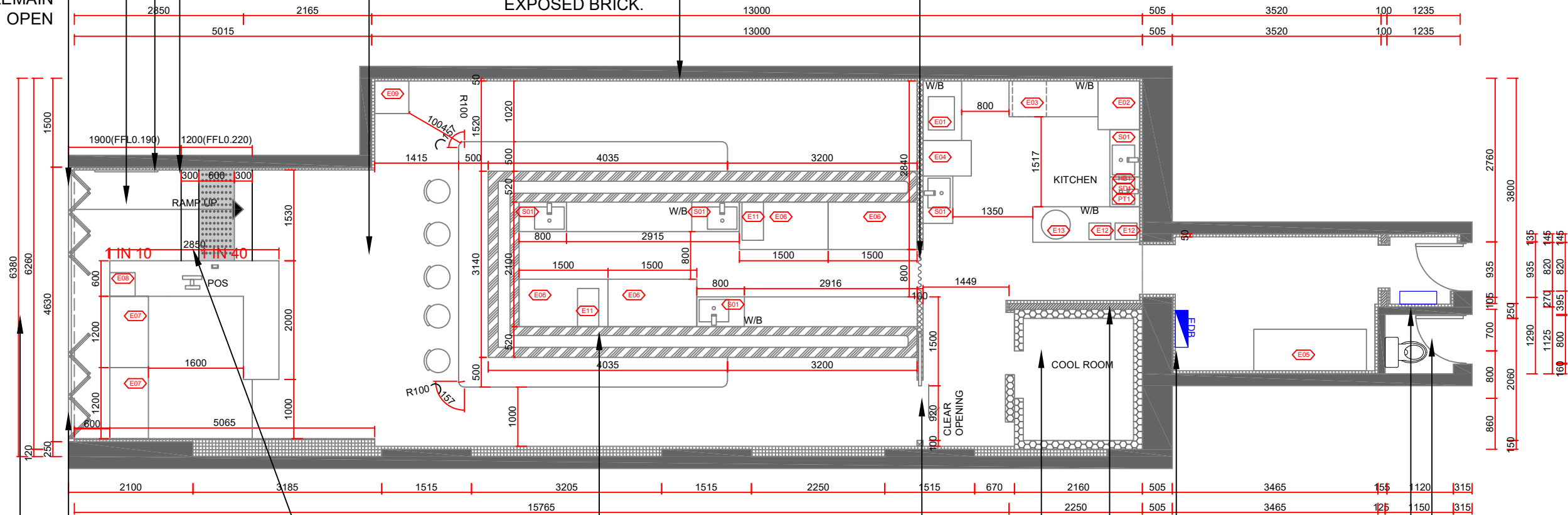
EQUIPMENT SCHEDULE

EQUIPMENT SCHEDULE TO BE READ IN CONJUNCTION WITH DRAWING PACKAGE. REPORT ANY DISCREPANCIES TO KEEYUEN

KITCHEN EQUIPMENT E10 CANCEL

CODE	DESCRIPTION	SIZE	QTT	E12	RICE COOKER	TBC	2
CODE	DESCRIPTION	SIZE	QTT	E13	THERMAL BARREL	TBC	1
E01	TWO COMMERCIAL FRYER	560(W)x440(D)x305(H)	1	SANITARY EQUIPMENT			
E02	DISH WASHER	700(W)x817(D)x1430(H)	1	S01	SINGLE SINK	800(W)x500(D)x800(H)	5
E03	UNDER BENCH DISHWASHER	575(W)x600(D)x845(H)	1	HB1	HAND BASIN	500(W)x500(D)x800(H)	1
E04	COOKTOP WITH 4 BURNERS WITH OVEN	600(W)x812(D)x915(H)	1	SD1	SOAP DISPENSER	TBC	1
E05	COMMERCIAL FREEZER	1920*1200*700	1	PT1	PAPER TOWEL DISPENSER	TBC	1
E06	FREEZER	1500(W)x800(D)x800(H)	4				
E07	FRIDGE	1200(W)x650(D)x1180(H)	2				
E08	SMALL FRIDGE	400(W)x425(D)x833(H)	1				
E09	UPRIGHT FRIDGE	575(W)x546(D)x1770(H)	1				
E10	FREEZER	1200(W)x350(D)x330(H)	1				
E11	MACHINE	360(W)x643(D)x640(H)	2				

NEW CURTAIN



NOTE:

- LEASE PLAN BY SHOPPING CENTRE SHOULD BE USED IN CONJUNCTION WITH DESIGN DRAWING DOCUMENTATION.
- ALL DIMENSIONS MUST BE CHECK ON SITE BEFORE ANY FABRICATION.
- ART WORK GRAPHIC DIMENSION SHOWN ON THE DRAWING ARE ONLY FOR REFERENCE,BUILDER NEED TO CONFIRM ON SITE SIZE PRIOR FINAL PRINTING.
- ALL EQUIPMENT CABINET AND COUNTER DETAILS NEED TO BE CONFIRMED WITH CLIENT BEFORE FABRICATION.
- BUILDER SHOULD CHECK THE BUILDING MANAGEMENT'S REQUIREMENTS REGARDING INTER-TENANCY WALL BEFORE INSTALLING SHELVES OR WALL MOUNTED EQUIPMENTS;OTHERWISE SHELVES AND EQUIPMENT HAVE TO BE SELF SUPPORTED.
- ALL SERVICES MUST BE COORDINATED AND APPROVED BY OPERATIONS MANAGER PRIOR TO COMMENCEMENT ON SITE.
- SHOP DRAWING FOR ALL S/S WORK ARE REQUIRED; SHOPFITTER TO SUBMIT TO KEEYUEN DESIGN& RENOVATION AND LANDLORD FOR APPROVAL PRIOR TO MANUFACTURE.

STRUCTURE LEGEND

	EXISTING WALLS & COLUMNS
	NEW WALLS
	EXISTING WALLS TO BE DEMOLISHED

ALL CEILING HEIGHT NEED TO CHECK ON SITE

- SHOPFITTER TO CONFIRM QUANTITY. LOCATION AND SIZE OF ALL EXISTING COLUMNS ON SITE ASAP, PRIOR TO ANY WORK DONE. ADVISE DESIGNER ACCORDINGLY ON ANY MAJOR DISCREPANCIES.
- SHOPFITTER TO CONFIRM LOCATION OF EXISTING EDB PRIOR TO ANY WORK DONE & ADVISE DESIGNER ACCORDINGLY .
- SHOPFITTER TO CONFIRM SIZE & ADVISE BEST LOCATION OF GAS METER, IF PROPOSED LOCATION IS NOT IDEAL. PRIOR TO ANY WORK DONE & ADVISE DESIGNER ACCORDINGLY

NOTE:

- ALL FURNITURE TYPE AND SPECIFICATION TO BE CONFIRMED WITH CLIENT PRIOR INSTALLATION.
- EXHAUST HOOD TO HAVE MINIMUM 150MM OVERHANG AT FRONT AND SIDES, TO COMPLY TO AS 1668.2

KEEP EXISTING
SHOPFRONT
FOLDING DOOR
ENTRANCE.BI-FOLD
ENTRY DOORS TO
REMAIN OPEN
DURING OPERATING
HOURS

EXISTING FOOTPATH
LEVEL EX RL0.0

TACTILE
INDICATORS WITH
300MM
OFFSET,600MM
DEPTH,FULL WIDTH
OF RAMP,AND
30%LUMINANCE
CONTRAST TO
SURROUNDING
SURFACE.

PROPOSED A NEW WALL
WITH(BUILD IN SLIDING
DOOR).SLIDING DOOR
CLOSE ALL THE TIME
ONLY CAN ACCESS FOR
STAFF AFTER HOUR.

SUSHI TRAIN

EXISTING COOL
ROOM TO BE
RETAINED

EXISTING EDB TO BE
RETAINED. 1315mm
HEIGHT FROM
FLOOR

KEEP EXISTING
WALL

EXISTING
ELECTRICITY METER

EXISTING
TOILET TO
BE RETAINED

1

DIMENSION PLAN

scale 1:80



T: 02 8957 1015
E: info@keeyuen.com.au
A: Suite 1302, 87-89 Liverpool St, Sydney NSW 2000

IMPORTANT NOTE

- Do not scale drawings, figured dimensions are to be followed.
- All works to be in accordance with the building code of Australia and local authority requirements.
- All dimensions are to be confirmed on site prior to construction. In the event of any discrepancies on these drawings, the contractor to contact the designer prior to manufacture.
- Measurements for the fabrication of secondary components are to be taken on site to suit.
- Contractor's responsibility to obtain approvals from authorities including local council and water board prior to construction.
- Contractor to liaise with third party suppliers to confirm exact requirements. Including electrical data comms. Hydraulics and any other related requirements
- Contractor to ensure structural integrity and feasibility of all units/components prior to fabrication. All structural components shall be read in accordance to details and specifications prepared by a structural engineer.
- All architectural documentations are to be read in conjunction with other consultant's drawings/specification and all other related documents.
- Copyright of these drawings and related documents are reserved by Keeyuen. Any reproduction or distribution of any parts of these drawings and documents are prohibited without permission from Keeyuen.

REV	DATE	NOTES

CLIENT:
Manly Sushi

PROJECT ADDRESS:
Retail Shop 2, 38 The Corso,
Manly, NSW 2095

PROJECT NO:

DESIGNER :
Gretta.L

DRAFT BY :

CHECK BY :
Gretta.L

DRAWING TITLE:

DIMENSION PLAN

DRAWING NUMBER:

PL-04

SCALE @ A3:

1:80

ISSUE DATE:

04/07/2023

EQUIPMENT SCHEDULE

EQUIPMENT SCHEDULE TO BE READ IN CONJUNCTION WITH DRAWING PACKAGE. REPORT ANY DISCREPANCIES TO KEEYUEN

KITCHEN EQUIPMENT E10 CANCEL				E12	RICE COOKER	TBC	2
CODE	DESCRIPTION	SIZE	QTT	E13	THERMAL BARREL	TBC	1
E01	TWO COMMERCIAL FRYER	560(W)x440(D)x305(H)	1	SANITARY EQUIPMENT			
E02	DISH WASHER	700(W)x817(D)x1430(H)	1	S01	SINGLE SINK	800(W)x500(D)x800(H)	5
E03	UNDER BENCH DISHWASHER	575(W)x600(D)x845(H)	1	HB1	HAND BASIN	500(W)x500(D)x800(H)	1
E04	COOKTOP WITH 4 BURNERS WITH OVEN	600(W)x812(D)x915(H)	1	SD1	SOAP DISPENSER	TBC	1
E05	COMMERCIAL FREEZER	1920*1200*700	1	PT1	PAPER TOWEL DISPENSER	TBC	1
E06	FREEZER	1500(W)x800(D)x800(H)	4				
E07	FRIDGE	1200(W)x650(D)x1180(H)	2				
E08	SMALL FRIDGE	400(W)x425(D)x833(H)	1				
E09	UPRIGHT FRIDGE	575(W)x546(D)x1770(H)	1				
E10	FREEZER	1200(W)x350(D)x330(H)	1				
E11	MACHINE	360(W)x643(D)x640(H)	2				

KEEP EXISTING CEILING AND EXSITING SERVICE,SHOPFITTER TO CHECK EXISTING CEILING SERVICE IN GOOD WORKING ORDER.IF ANY MAINTENANCE/REPAIRES ARE REQUIRED CONSULT PROJECT MANAGER. EXISTING CEILING NEED TO REPAINT.

NEW GYPROCK CEILING
CH: 2700
FINISH:NATURAL WHITE (DULUX PAINT)

NEW EXHAUST HOOD

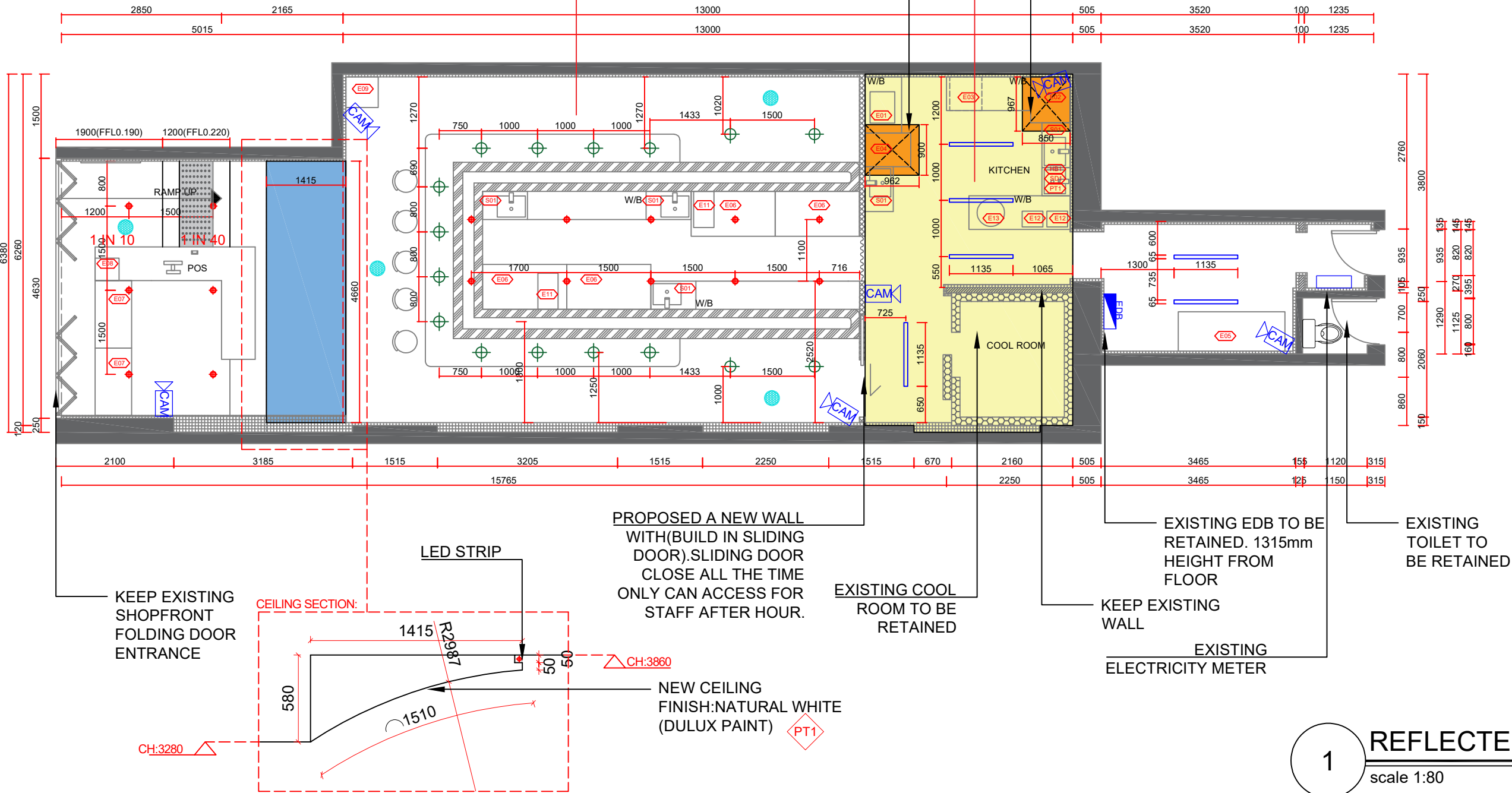
NEW EXHAUST HOOD

REFLECTED CEILING NOTE:

- ALL EDGE LIT STYLE EXIT SIGN AND EMERGENCY LIGHT SHOULD BE INSTALL IN ACCORDANCE WITH BCA
- BUILDER SHOULD CONTACT THE BUILDINGS'S NOMINATED MECHANICAL ENGINEER OR SERVICE CONSULTANT TO REVIEW ALL THE ALTERATION JOB AND OBTAIN ALL THE RELEVANT CERTIFICATES BEFORE CONSTRUCTION. NEW MECHANICAL WORKS MUST COMPLY WITH SECTION J OF BCA.
- ALL LIGHTS SAMPLE MUST BE PROVIDED BY BUILDER FOR APPROVAL BEFORE INSTALLATION
- ALL NEW GYPROCK LINED CEILING, ENSURE COMPLIANCE WITH RELEVANT BCA & AUSTRALIAN STANDARD AS PER FIRE ENGINEER'S SPECIFICATIONS
- CONTRACTOR TO ENSURE SUFFICIENT LIGHTING WITHIN RETAIL SPACE AND COMPLY WITH ELECTRICAL CONSUMPTION
- ALL AREAS TO HAVE INDIVIDUAL LIGHTING/ EQUIPMENT SWITCH POINTS. CONTRACTOR TO ADVISE BEST LOCATION FOR EACH AREA.

- NOTE:
- ALL DIMENSIONS TO BE CONFIRMED ON SITE.
 - READ IN CONJUNCTION WITH SERVICES DRAWING.
 - CONFIRM WITH CLIENT FOR EQUIPMENT & SPECS PRIOR TO CONSTRUCTION.
 - CONTRACTOR TO CONNECT OR RELOCATE THE SERVICES FOLLOW MANUFACTURER'S INSTRUCTIONS TO SUIT NEW DESIGN.
 - ALL NEW WALLS IN DRINK BAR AREA TO BE OF SOLID MASONRY CONSTRUCTION.
 - CONTRACTOR TO ENSURE STRUCTURAL INTEGRITY OF JOINERY.
 - ALL STEEL WELDS TO BE GROUND SMOOTH AND FINISHED. NO SHARP EDGES.
 - NO VISIBLE WIRING AND FIXING.

LEGENDS	
	NEW BATTEN LIGHT L1
	CAMERA (TBC WITH CLIENT&LOCATION)
	SPEAKER W/ HANGING BRACKETS (LOCATION TBC)
	NEW RECESSED DOWNLIGHT(4000K) L2
	NEW PENDANT LIGHT L3
	LED STRIP L4



1 REFLECTED CEILING PLAN
scale 1:80



T: 02 8957 1015
E: info@keeyuen.com.au
A: Suite 1302, 87-89 Liverpool St, Sydney NSW 2000

IMPORTANT NOTE

- Do not scale drawings, figured dimensions are to be followed.
- All works to be in accordance with the building code of Australia and local authority requirements.
- All dimensions are to be confirmed on site prior to construction. In the event of any discrepancies on these drawings, the contractor to contact the designer prior to manufacture.
- Measurements for the fabrication of secondary components are to be taken on site to suit.
- Contractor's responsibility to obtain approvals from authorities including local council and water board prior to construction.
- Contractor to liaise with third party suppliers to confirm exact requirements. Including electrical data comms. Hydraulics and any other related requirements
- Contractor to ensure structural integrity and feasibility of all units/components prior to fabrication. All structural components shall be read in accordance to details and specifications prepared by a structural engineer.
- All architectural documentations are to be read in conjunction with other consultant's drawings/specification and all other related documents.
- Copyright of these drawings and related documents are reserved by Keeyuen. Any reproduction or distribution of any parts of these drawings and documents are prohibited without permission from Keeyuen.

REV	DATE	NOTES

CLIENT:
Manly Sushi

PROJECT ADDRESS:
Retail Shop 2, 38 The Corso,
Manly, NSW 2095

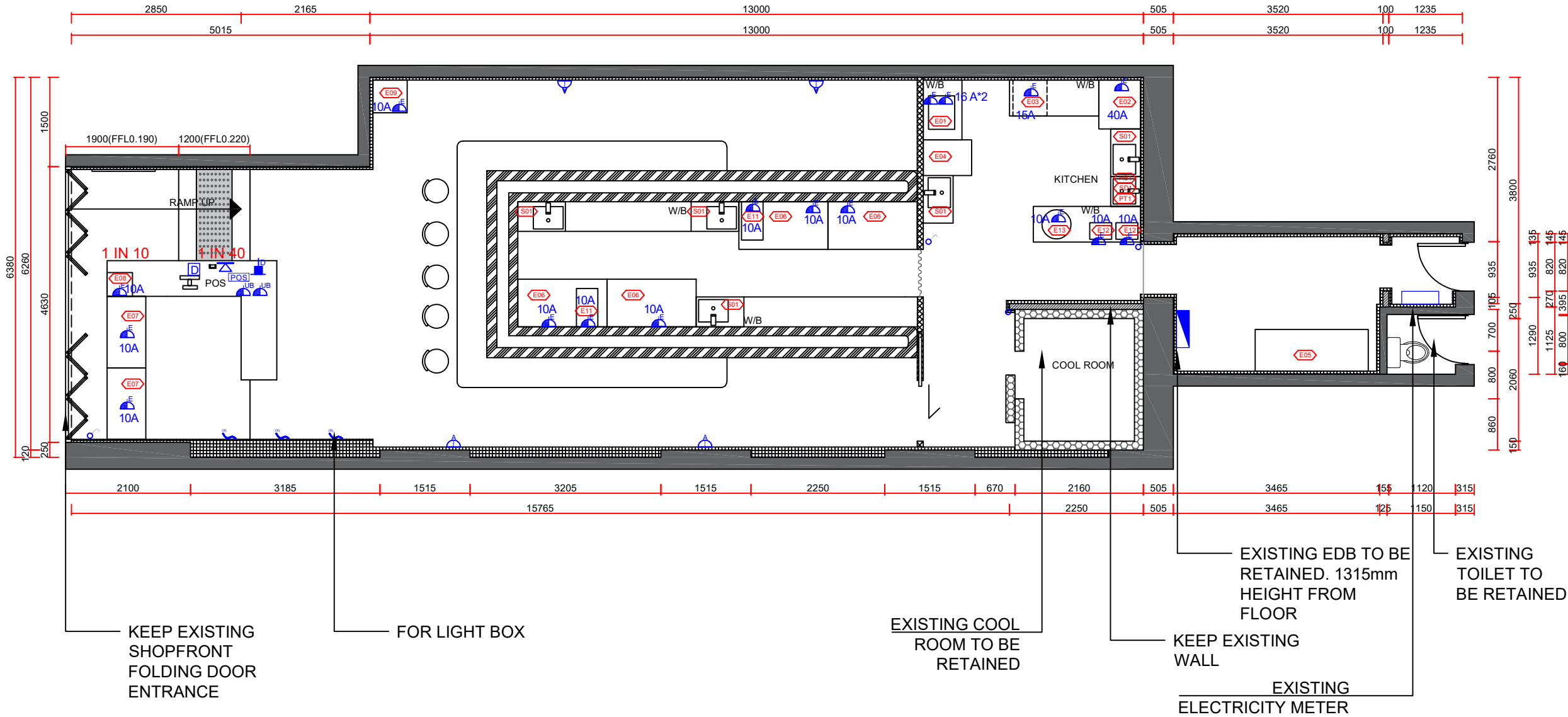
PROJECT NO:	DESIGNER : Gretta.L	DRAFT BY :	CHECK BY : Gretta.L
DRAWING TITLE: REFLECTED CEILING PLAN	SCALE @ A3: 1:80		
DRAWING NUMBER: PL-05	ISSUE DATE: 04/07/2023		

EQUIPMENT SCHEDULE							
EQUIPMENT SCHEDULE TO BE READ IN CONJUNCTION WITH DRAWING PACKAGE. REPORT ANY DISCREPANCIES TO KEEYUEN							
KITCHEN EQUIPMENT E10 CANCEL				E12	RICE COOKER	10A	TBC
CODE	DESCRIPTION	SIZE	QTT	E13	THERMAL BARREL	10A	TBC
E01	TWO COMMERCIAL FRYER	16A*2	560(W)x440(D)x305(H)	1	SANITARY EQUIPMENT		
E02	DISH WASHER	40A	700(W)x817(D)x1430(H)	1	S01	SINGLE SINK	800(W)x500(D)x800(H)
E03	UNDER BENCH DISHWASHER	15A	575(W)x600(D)x845(H)	1	HB1	HAND BASIN	500(W)x500(D)x800(H)
E04	COOKTOP WITH 4 BURNERS WITH OVEN		600(W)x812(D)x915(H)	1	SD1	SOAP DISPENSER	TBC
E05	COMMERCIAL FREEZER		1920*1200*700	1	PT1	PAPER TOWEL DISPENSER	TBC
E06	FREEZER	10A	1500(W)x800(D)x800(H)	4			
E07	FRIDGE	10A	1200(W)x650(D)x1180(H)	2			
E08	SMALL FRIDGE	10A	400(W)x425(D)x833(H)	1			
E09	UPRIGHT FRIDGE	10A	575(W)x546(D)x1770(H)	1			
E10	FREEZER		1200(W)x350(D)x330(H)	1			
E11	MACHINE	10A	360(W)x643(D)x640(H)	2			

LEGENDS	
	DOUBLE SOCKET OUTLET 10AMP 240V GPO ABOVE BENCH TOP 150mm
	DOUBLE SOCKET OUTLET 10AMP 240V GPO UNDER BENCH TOP 150mm
	SINGLE OR DOUBLE GPO TO SUIT EQUIPMENT. CONTRACTOR TO ENSURE SUITABLE AMPS/PHASE
	DOUBLE GPO OFF FLOOR 300MM
	DATA POINT
	POS LINE
	TELEPHONE LINE POINT
	INTERNET LINE
	LIGHT SWITCH
	EXISTING EDB LOCATION TO BE CONFIRMED ON SITE
	NEW LOOSE LED LIGHTING POINT FOR JOINERY HEIGHT INDICATED BY SPEC.)

NOTE:

- THIS ELECTRICAL LAYOUT TO BE READ IN CONJUNCTION WITH DETAIL DRAWINGS FOR LOCATION OF EQUIPMENT (ON OVERHEAD SHELVES, FLOOR, WALL, ETC) TO DETERMINE LOCATION OF CORRESPONDING GPO. CONTRACTOR TO CONFIRM WITH CLIENT FINAL LOCATION OF GPO ON SITE.
- ENSURE ALL UNDER BENCH EQUIPMENT ALIGNS WITH BENCH TOP, DOES NOT IMPEDE ON EGRESS. GPO LOCATION TO BE ADJUSTED ACCORDINGLY.
- ALL CORE HOLE AND FLOOR CHASING SHOULD GET APPROVAL FROM LANDLORD/ CENTER MANAGER PRIOR COMMENCE ON SITE.
- ALL WORKS TO BE OF A HIGH STANDARD & MUST COMPLY WITH BCA, AUSTRALIAN STANDARDS, LOCAL AUTHORITY GUIDELINES, LESSOR REQUIREMENTS & ALL OTHER RELEVANT REGULATIONS. ENSURE ALL APPROVALS ARE IN PLACE PRIOR TO CONSTRUCTION
- CONTRACTOR SHOULD PROVIDE ALL THE CERTIFICATIONS AS REQUIRED BY LOCAL AUTHORITIES.
- CONTRACTOR TO CONFIRM WITH SUPPLIER POWER INPUT, REQUIREMENT AND DIMENSION OF EQUIPMENT PRIOR TO CONSTRUCTION / INSTALLATION. ALL EQUIPMENT TO BE INSTALLED AS PER MANUFACTURER'S SPECS.
- CONTRACTOR TO LIAISE WITH CLIENT PRIOR TO FABRICATION OR INSTALLATION OF ALL GENERAL SERVICES (E.G. GPO, SWITCHES, FIRE EXTINGUISHERS, ETC)
- CONTRACTOR TO CONTACT BASE BUILDING NOMINATED MECHANICAL ENGINEER OR SERVICE CONSULTANT TO REVIEW ALL ALTERATION JOB & OBTAIN ALL RELEVANT CERTIFICATES PRIOR TO CONSTRUCTION



1 ELECTRICAL AND LIGHT SWITCH PLAN
scale 1:80



T: 02 8957 1015
E: info@keeyuen.com.au
A: Suite 1302, 87-89 Liverpool St, Sydney NSW 2000

IMPORTANT NOTE

- Do not scale drawings, figured dimensions are to be followed.
- All works to be in accordance with the building code of Australia and local authority requirements.
- All dimensions are to be confirmed on site prior to construction. In the event of any discrepancies on these drawings, the contractor to contact the designer prior to manufacture.
- Measurements for the fabrication of secondary components are to be taken on site to suit.
- Contractor's responsibility to obtain approvals from authorities including local council and water board prior to construction.
- Contractor to liaise with third party suppliers to confirm exact requirements. Including electrical data comms. Hydraulics and any other related requirements
- Contractor to ensure structural integrity and feasibility of all units/components prior to fabrication. All structural components shall be read in accordance to details and specifications prepared by a structural engineer.
- All architectural documentations are to be read in conjunction with other consultant's drawings/specification and all other related documents.
- Copyright of these drawings and related documents are reserved by Keeyuen. Any reproduction or distribution of any parts of these drawings and documents are prohibited without permission from Keeyuen.

REV	DATE	NOTES

CLIENT:
Manly Sushi

PROJECT ADDRESS:
Retail Shop 2, 38 The Corso,
Manly, NSW 2095

PROJECT NO:	DESIGNER : Gretta.L	DRAFT BY :	CHECK BY : Gretta.L
DRAWING TITLE: ELECTRICAL AND LIGHT SWITCH PLAN	SCALE @ A3: 1:80		
DRAWING NUMBER: PL-06	ISSUE DATE: 04/07/2023		

EQUIPMENT SCHEDULE

EQUIPMENT SCHEDULE TO BE READ IN CONJUNCTION WITH DRAWING PACKAGE. REPORT ANY DISCREPANCIES TO KEEYUEN

KITCHEN EQUIPMENT E10 CANCEL				E12	RICE COOKER	TBC	2
CODE	DESCRIPTION	SIZE	QTT	E13	THERMAL BARREL	TBC	1
E01	TWO COMMERCIAL FRYER	560(W)x440(D)x305(H)	1	SANITARY EQUIPMENT			
E02	DISH WASHER	700(W)x817(D)x1430(H)	1	S01	SINGLE SINK	800(W)x500(D)x800(H)	5
E03	UNDER BENCH DISHWASHER	575(W)x600(D)x845(H)	1	HB1	HAND BASIN	500(W)x500(D)x800(H)	1
E04	COOKTOP WITH 4 BURNERS WITH OVEN	600(W)x812(D)x915(H)	1	SD1	SOAP DISPENSER	TBC	1
E05	COMMERCIAL FREEZER	1920*1200*700	1	PT1	PAPER TOWEL DISPENSER	TBC	1
E06	FREEZER	1500(W)x800(D)x800(H)	4				
E07	FRIDGE	1200(W)x650(D)x1180(H)	2				
E08	SMALL FRIDGE	400(W)x425(D)x833(H)	1				
E09	UPRIGHT FRIDGE	575(W)x546(D)x1770(H)	1				
E10	FREEZER	1200(W)x350(D)x330(H)	1				
E11	MACHINE	360(W)x643(D)x640(H)	2				

HYDRAULIC NOTE

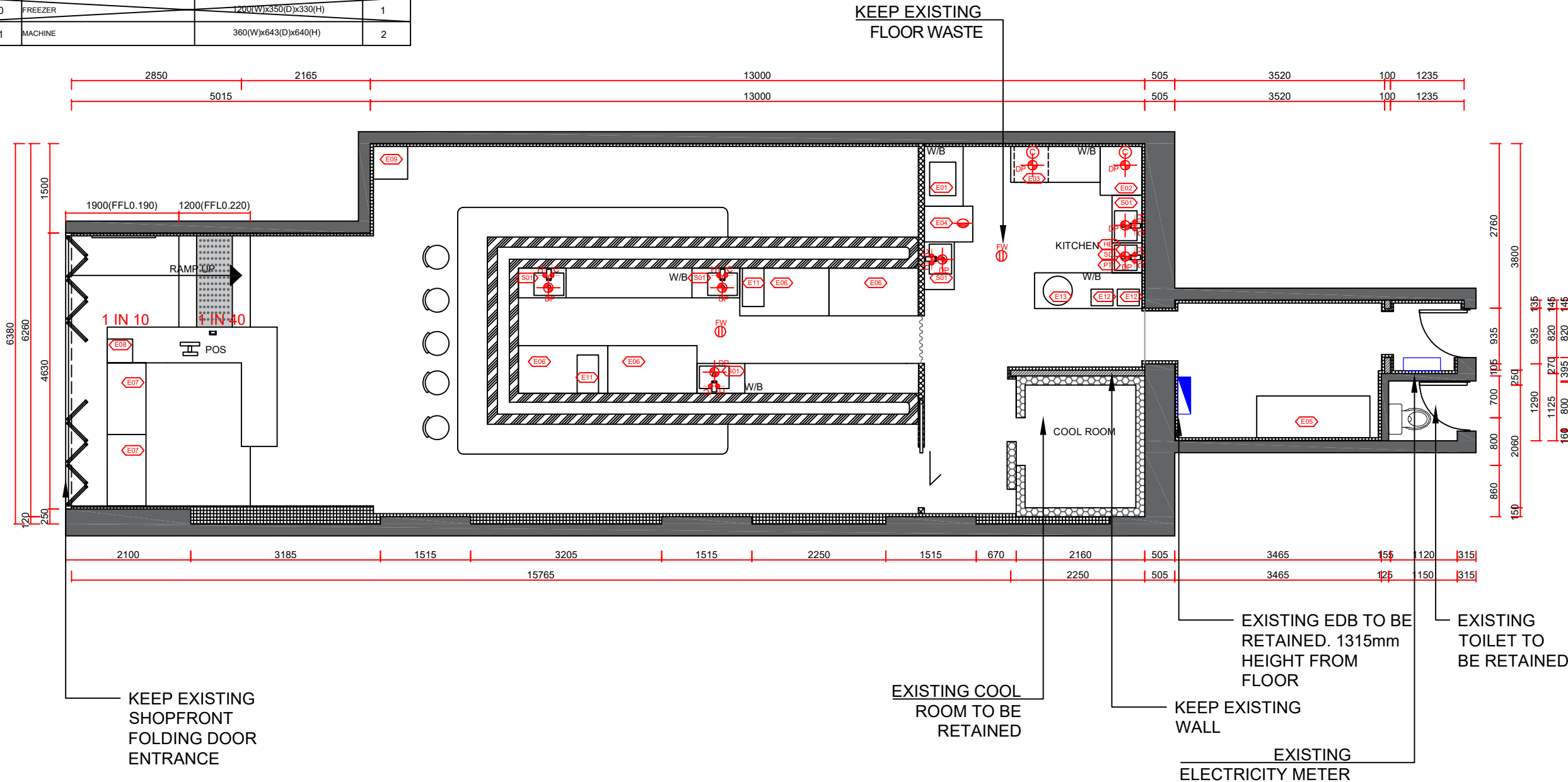
- CENTRE ENGINEER AND OPERATIONS MANAGER APPROVAL IS REQUIRED FOR ALL FLOOR PENETRATION & CHASING PRIOR TO CONSTRUCTION
- ALL WORK TO BE CARRIED OUT IN ACCORDANCE WITH BCA , LOCAL COUNCIL REGULATION AND AUSTRALIAN STANDARDS.
- IN-FLOOR & IN SINK DRY BASKET ARRESTORS TO BE INSTALLED TO ALL FLOOR WASTE POINT & SINK TO COMPLY WITH SYDNEY WATER REGULATION.
- ALL FLOOR WASTE TO BE 120MM DIAMETER, DRAINAGE POINT AND TUNDISH TO BE 60MM DIAMETER. ALL CORE HOLES 180MM OFFSET FROM WALL OTHER WISE NOMINATED AS DRAWINGS.
- ENSURE THERE IS SUFFICIENT ROOM FOR WATER UNIT.
- REUSE EXISTING WASTE POINTS WHERE POSSIBLE. CONTRACTOR TO CONFIRM LOCATION AND TO DISCUSS WITH DESIGNER PRIOR TO MARK UP OF NEW CORE HOLES.
- READ IN CONJUNCTION WITH CLIENTS'S EQUIPMENT SCHEDULE AND KITCHEN EQUIPMENT PLAN. CONFIRM SPECS AND LOCATION WITH CLIENT PRIOR TO ORDERING ALL DIMENSIONS TO EQUIPMENT. TO BE CONFIRMED WITH SUPPLIER PRIOR TO CONSTRUCTION. CONTRACTOR TO FOLLOW MANUFACTURERS INSTRUCTION FOR ALL EQUIPMENT INSTALLATION. CONTRACTOR TO CONFIRM HYDRAULIC INPUT FOR EACH EQUIPMENT PRIOR TO INSTALLATION.
- CORE HOLE LAYOUT TO BE SUBMITTED FOR ENGINEERS APPROVAL. PRIOR TO COMMENCEMENT OF CORE HOLE CUTTING
- ALL WET AREAS WITHIN THE TENANCY MUST HAVE WATERPROOF MEMBRANE INSTALLED TO ENCLOSE ENTIRE FLOOR, FLOOR WASTES, PENETRATIONS AND WALLS TO MINIMUM HEIGHT OF 150mm FROM THE FLOOR FINISH LEVEL.

NOTE:

- ALL DIMENSIONS TO BE CONFIRMED ON SITE.
- READ IN CONJUNCTION WITH SERVICES DRAWING.
- CONFIRM WITH CLIENT FOR EQUIPMENT & SPECS PRIOR TO CONSTRUCTION.
- CONTRACTOR TO CONNECT OR RELOCATE THE SERVICES FOLLOW MANUFACTURER'S INSTRUCTIONS TO SUIT NEW DESIGN.
- ALL NEW WALLS IN DRINK BAR AREA TO BE OF SOLID MASONRY CONSTRUCTION.
- CONTRACTOR TO ENSURE STRUCTURAL INTEGRITY OF JOINERY.
- ALL STEEL WELDS TO BE GROUND SMOOTH AND LINISHED. NO SHARP EDGES.
- NO VISIBLE WIRING AND FIXING.

LEGENDS

	COLD WATER @ 600 AFFL.ENSURE MEET 'WELS' RATING STANDARDS
	HOT & COLD WATER @ 600 AFFL.ENSURE MEET 'WELS' RATING STANDARDS
	GAS CONNECTION CONTRACTOR TO CONFIRM THE FINAL AND EXACT GAS PROVISION REQUIREMENT FOR THE APPLIANCES WITH KITCHEN CONTRACTOR
	DRAIN POINT CONNECTED TO TRADE WASTE 50MM OR 90MM CORE HOLE
	EXISTING FLOOR WASTE



1

HYDRAULICS PLAN

scale 1:80

IMPORTANT NOTE

- Do not scale drawings, figured dimensions are to be followed.
- All works to be in accordance with the building code of Australia and local authority requirements.
- All dimensions are to be confirmed on site prior to construction. In the event of any discrepancies on these drawings, the contractor to contact the designer prior to manufacture.
- Measurements for the fabrication of secondary components are to be taken on site to suit.
- Contractor's responsibility to obtain approvals from authorities including local council and water board prior to construction.
- Contractor to liaise with third party suppliers to confirm exact requirements. Including electrical data comms. Hydraulics and any other related requirements
- Contractor to ensure structural integrity and feasibility of all units/components prior to fabrication. All structural components shall be read in accordance to details and specifications prepared by a structural engineer.
- All architectural documentations are to be read in conjunction with other consultant's drawings/specification and all other related documents.
- Copyright of these drawings and related documents are reserved by Keeyuen. Any reproduction or distribution of any parts of these drawings and documents are prohibited without permission from Keeyuen.

REV	DATE	NOTES

CLIENT:
Manly Sushi

PROJECT ADDRESS:
Retail Shop 2, 38 The Corso,
Manly, NSW 2095

PROJECT NO:	DESIGNER : Gretta.L	DRAFT BY :	CHECK BY : Gretta.L
DRAWING TITLE: HYDRAULICS PLAN	SCALE @ A3: 1:80		
DRAWING NUMBER: PL-07	ISSUE DATE: 04/07/2023		

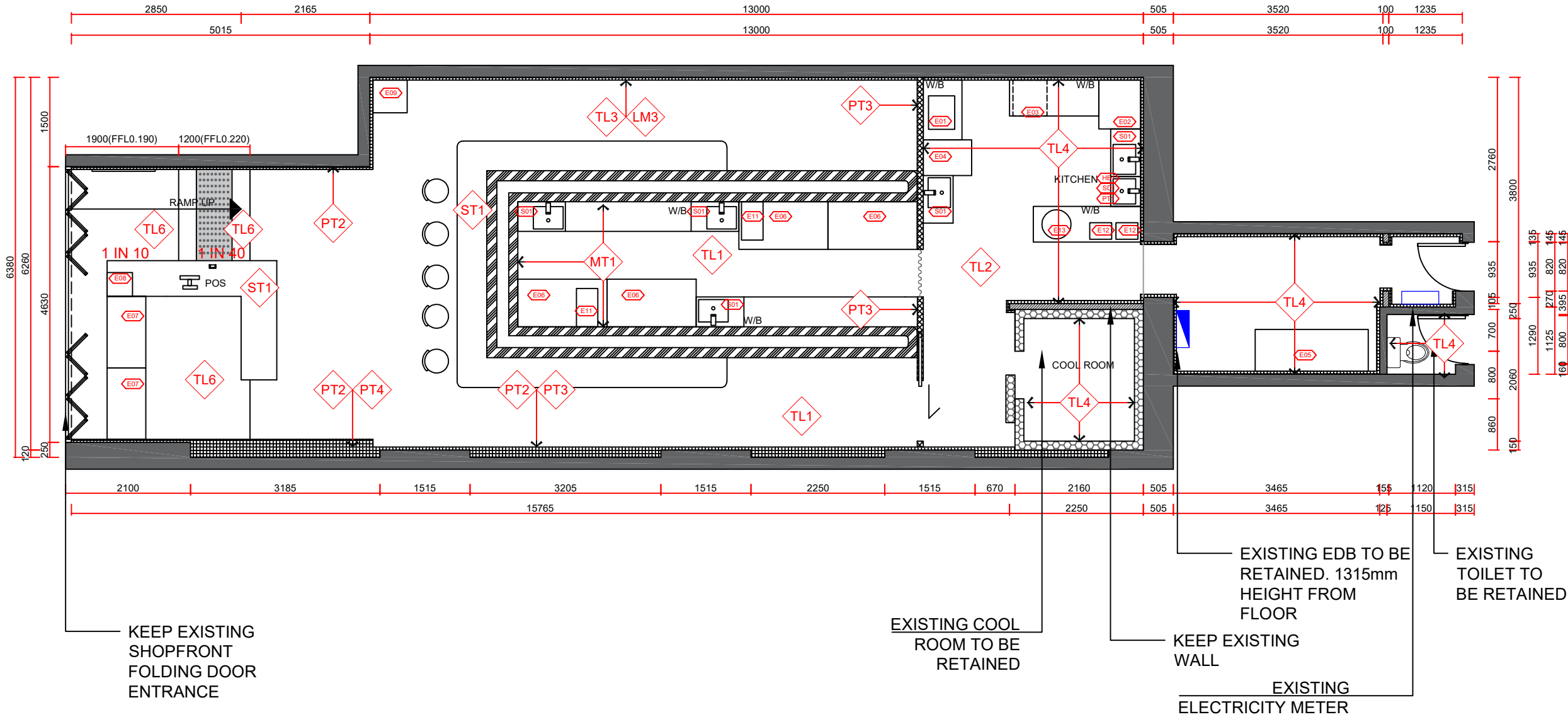


T: 02 8957 1015
E: info@keeyuen.com.au
A: Suite 1302, 87-89 Liverpool St, Sydney NSW 2000

EQUIPMENT SCHEDULE

EQUIPMENT SCHEDULE TO BE READ IN CONJUNCTION WITH DRAWING PACKAGE. REPORT ANY DISCREPANCIES TO KEEYUEN

KITCHEN EQUIPMENT E10 CANCEL				E12	RICE COOKER	TBC	2
CODE	DESCRIPTION	SIZE	QTT	E13	THERMAL BARREL	TBC	1
E01	TWO COMMERCIAL FRYER	560(W)x440(D)x305(H)	1	SANITARY EQUIPMENT			
E02	DISH WASHER	700(W)x817(D)x1430(H)	1	S01	SINGLE SINK	800(W)x500(D)x800(H)	5
E03	UNDER BENCH DISHWASHER	575(W)x600(D)x845(H)	1	HB1	HAND BASIN	500(W)x500(D)x800(H)	1
E04	COOKTOP WITH 4 BURNERS WITH OVEN	600(W)x812(D)x915(H)	1	SD1	SOAP DISPENSER	TBC	1
E05	COMMERCIAL FREEZER	1920*1200*700	1	PT1	PAPER TOWEL DISPENSER	TBC	1
E06	FREEZER	1500(W)x800(D)x800(H)	4				
E07	FRIDGE	1200(W)x650(D)x1180(H)	2				
E08	SMALL FRIDGE	400(W)x425(D)x833(H)	1				
E09	UPRIGHT FRIDGE	575(W)x546(D)x1770(H)	1				
E10	FREEZER	1200(W)x350(D)x330(H)	1				
E11	MACHINE	360(W)x643(D)x640(H)	2				



- NOTE:
- LEASE PLAN BY SHOPPING CENTRE SHOULD BE USED IN CONJUNCTION WITH DESIGN DRAWING DOCUMENTATION.
 - ALL DIMENSIONS MUST BE CHECK ON SITE BEFORE ANY FABRICATION.
 - ART WORK GRAPHIC DIMENSION SHOWN ON THE DRAWING ARE ONLY FOR REFERENCE, BUILDER NEED TO CONFIRM ON SITE SIZE PRIOR FINAL PRINTING.
 - ALL EQUIPMENT CABINET AND COUNTER DETAILS NEED TO BE CONFIRMED WITH CLIENT BEFORE FABRICATION.
 - BUILDER SHOULD CHECK THE BUILDING MANAGEMENT'S REQUIREMENTS REGARDING INTER-TENANCY WALL BEFORE INSTALLING SHELVES OR WALL MOUNTED EQUIPMENTS; OTHERWISE SHELVES AND EQUIPMENT HAVE TO BE SELF SUPPORTED.
 - ALL SERVICES MUST BE COORDINATED AND APPROVED BY OPERATIONS MANAGER PRIOR TO COMMENCEMENT ON SITE.
 - SHOP DRAWING FOR ALL S/S WORK ARE REQUIRED; SHOPFITTER TO SUBMIT TO KEEYUEN DESIGN& RENOVATION AND LANDLORD FOR APPROVAL PRIOR TO MANUFACTURE.

STRUCTURE LEGEND	
	EXISTING WALLS & COLUMNS
	NEW WALLS
	EXISTING WALLS TO BE DEMOLISHED
ALL CEILING HEIGHT NEED TO CHECK ON SITE	

- SHOPFITTER TO CONFIRM QUANTITY, LOCATION AND SIZE OF ALL EXISTING COLUMNS ON SITE ASAP, PRIOR TO ANY WORK DONE. ADVISE DESIGNER ACCORDINGLY ON ANY MAJOR DISCREPANCIES.
- SHOPFITTER TO CONFIRM LOCATION OF EXISTING EDB PRIOR TO ANY WORK DONE & ADVISE DESIGNER ACCORDINGLY.
- SHOPFITTER TO CONFIRM SIZE & ADVISE BEST LOCATION OF GAS METER, IF PROPOSED LOCATION IS NOT IDEAL, PRIOR TO ANY WORK DONE & ADVISE DESIGNER ACCORDINGLY

- NOTE:
- ALL FURNITURE TYPE AND SPECIFICATION TO BE CONFIRMED WITH CLIENT PRIOR INSTALLATION.
 - EXHAUST HOOD TO HAVE MINIMUM 150MM OVERHANG AT FRONT AND SIDES, TO COMPLY TO AS 1668.2

1

FINISH PLAN

scale 1:80



T: 02 8957 1015
E: info@keeyuen.com.au
A: Suite 1302, 87-89 Liverpool St, Sydney NSW 2000

- IMPORTANT NOTE
- Do not scale drawings, figured dimensions are to be followed.
 - All works to be in accordance with the building code of Australia and local authority requirements.
 - All dimensions are to be confirmed on site prior to construction. In the event of any discrepancies on these drawings, the contractor to contact the designer prior to manufacture.
 - Measurements for the fabrication of secondary components are to be taken on site to suit.
 - Contractor's responsibility to obtain approvals from authorities including local council and water board prior to construction.
 - Contractor to liaise with third party suppliers to confirm exact requirements. Including electrical data comms. Hydraulics and any other related requirements
 - Contractor to ensure structural integrity and feasibility of all units/components prior to fabrication. All structural components shall be read in accordance to details and specifications prepared by a structural engineer.
 - All architectural documentations are to be read in conjunction with other consultant's drawings/specification and all other related documents.
 - Copyright of these drawings and related documents are reserved by Keeyuen. Any reproduction or distribution of any parts of these drawings and documents are prohibited without permission from Keeyuen.

REV	DATE	NOTES

CLIENT:
Manly Sushi

PROJECT ADDRESS:
Retail Shop 2, 38 The Corso,
Manly, NSW 2095

PROJECT NO:	DESIGNER : Gretta.L	DRAFT BY:	CHECK BY : Gretta.L
DRAWING TITLE: FINISH PLAN		SCALE @ A3: 1:80	
DRAWING NUMBER: PL-08		ISSUE DATE: 04/07/2023	

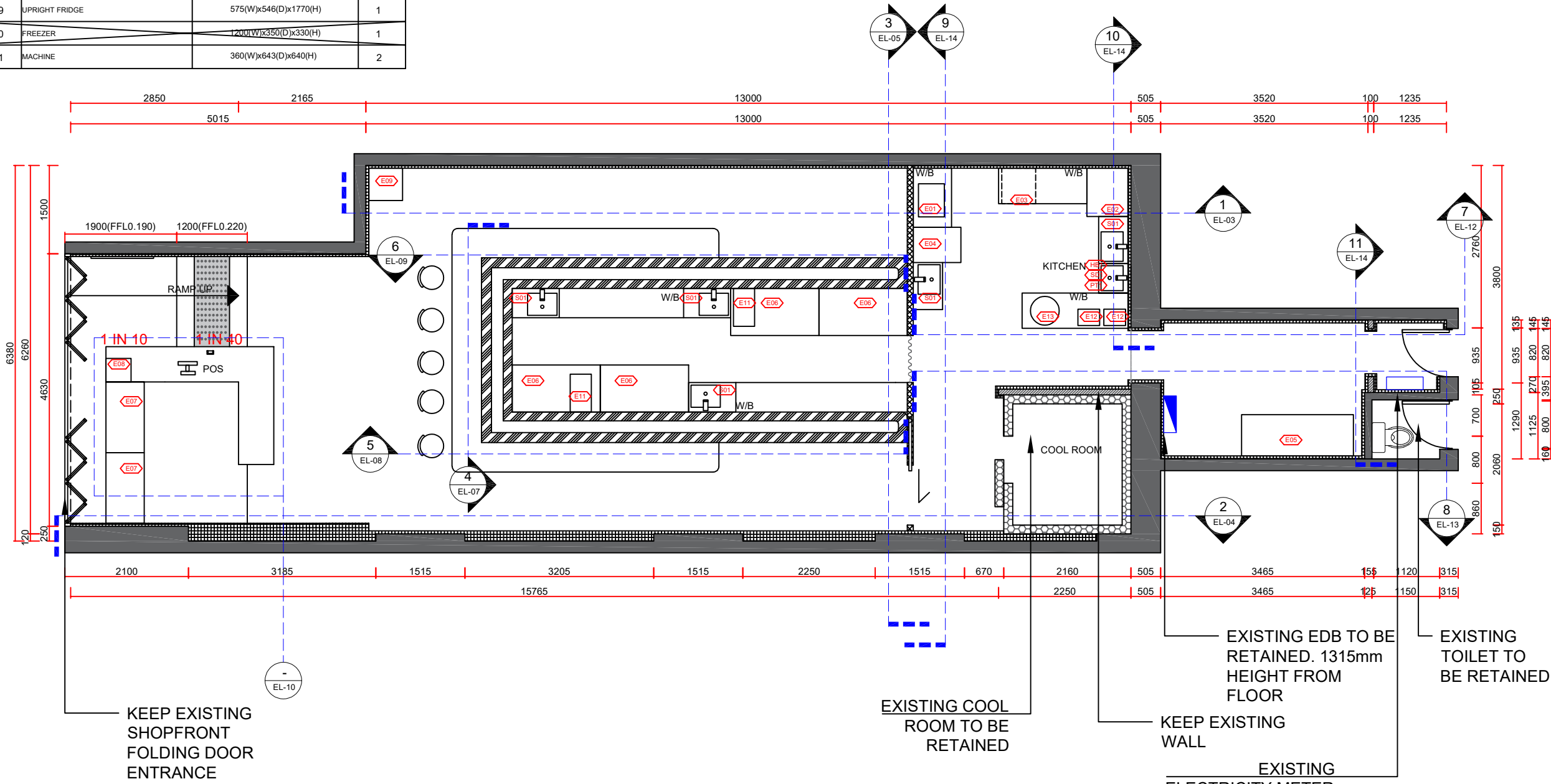
EQUIPMENT SCHEDULE

EQUIPMENT SCHEDULE TO BE READ IN CONJUNCTION WITH DRAWING PACKAGE. REPORT ANY DISCREPANCIES TO KEEYUEN

KITCHEN EQUIPMENT E10 CANCEL				E12	RICE COOKER	TBC	2
CODE	DESCRIPTION	SIZE	QTT	E13	THERMAL BARREL	TBC	1
E01	TWO COMMERCIAL FRYER	560(W)x440(D)x305(H)	1	SANITARY EQUIPMENT			
E02	DISH WASHER	700(W)x817(D)x1430(H)	1	S01	SINGLE SINK	800(W)x500(D)x800(H)	5
E03	UNDER BENCH DISHWASHER	575(W)x600(D)x845(H)	1	HB1	HAND BASIN	500(W)x500(D)x800(H)	1
E04	COOKTOP WITH 4 BURNERS WITH OVEN	600(W)x812(D)x915(H)	1	SD1	SOAP DISPENSER	TBC	1
E05	COMMERCIAL FREEZER	1920*1200*700	1	PT1	PAPER TOWEL DISPENSER	TBC	1
E06	FREEZER	1500(W)x800(D)x800(H)	4				
E07	FRIDGE	1200(W)x650(D)x1180(H)	2				
E08	SMALL FRIDGE	400(W)x425(D)x833(H)	1				
E09	UPRIGHT FRIDGE	575(W)x546(D)x1770(H)	1				
E10	FREEZER	1200(W)x350(D)x330(H)	1				
E11	MACHINE	360(W)x643(D)x640(H)	2				

NOTE:

- LEASE PLAN BY SHOPPING CENTRE SHOULD BE USED IN CONJUNCTION WITH DESIGN DRAWING DOCUMENTATION.
- ALL DIMENSIONS MUST BE CHECK ON SITE BEFORE ANY FABRICATION.
- ART WORK GRAPHIC DIMENSION SHOWN ON THE DRAWING ARE ONLY FOR REFERENCE,BUILDER NEED TO CONFIRM ON SITE SIZE PRIOR FINAL PRINTING.
- ALL EQUIPMENT CABINET AND COUNTER DETAILS NEED TO BE CONFIRMED WITH CLIENT BEFORE FABRICATION.
- BUILDER SHOULD CHECK THE BUILDING MANAGEMENT'S REQUIREMENTS REGARDING INTER-TENANCY WALL BEFORE INSTALLING SHELVES OR WALL MOUNTED EQUIPMENTS;OTHERWISE SHELVES AND EQUIPMENT HAVE TO BE SELF SUPPORTED.
- ALL SERVICES MUST BE COORDINATED AND APPROVED BY OPERATIONS MANAGER PRIOR TO COMMENCEMENT ON SITE.
- SHOP DRAWING FOR ALL S/S WORK ARE REQUIRED; SHOPFITTER TO SUBMIT TO KEEYUEN DESIGN& RENOVATION AND LANDLORD FOR APPROVAL PRIOR TO MANUFACTURE.



STRUCTURE LEGEND

	EXISTING WALLS & COLUMNS
	NEW WALLS
	EXISTING WALLS TO BE DEMOLISHED

ALL CEILING HEIGHT NEED TO CHECK ON SITE

- SHOPFITTER TO CONFIRM QUANTITY, LOCATION AND SIZE OF ALL EXISTING COLUMNS ON SITE ASAP, PRIOR TO ANY WORK DONE. ADVISE DESIGNER ACCORDINGLY ON ANY MAJOR DISCREPANCIES.
- SHOPFITTER TO CONFIRM LOCATION OF EXISTING EDB PRIOR TO ANY WORK DONE & ADVISE DESIGNER ACCORDINGLY .
- SHOPFITTER TO CONFIRM SIZE & ADVISE BEST LOCATION OF GAS METER, IF PROPOSED LOCATION IS NOT IDEAL, PRIOR TO ANY WORK DONE & ADVISE DESIGNER ACCORDINGLY

NOTE:

- ALL FURNITURE TYPE AND SPECIFICATION TO BE CONFIRMED WITH CLIENT PRIOR INSTALLATION.
- EXHAUST HOOD TO HAVE MINIMUM 150MM OVERHANG AT FRONT AND SIDES, TO COMPLY TO AS 1668.2

1

ELEVATION CODE PLAN

scale 1:80



T: 02 8957 1015
E: info@keeyuen.com.au
A: Suite 1302, 87-89 Liverpool St, Sydney NSW 2000

IMPORTANT NOTE

- Do not scale drawings, figured dimensions are to be followed.
- All works to be in accordance with the building code of Australia and local authority requirements.
- All dimensions are to be confirmed on site prior to construction. In the event of any discrepancies on these drawings, the contractor to contact the designer prior to manufacture.
- Measurements for the fabrication of secondary components are to be taken on site to suit.
- Contractor's responsibility to obtain approvals from authorities including local council and water board prior to construction.
- Contractor to liaise with third party suppliers to confirm exact requirements. Including electrical data comms. Hydraulics and any other related requirements
- Contractor to ensure structural integrity and feasibility of all units/components prior to fabrication. All structural components shall be read in accordance to details and specifications prepared by a structural engineer.
- All architectural documentations are to be read in conjunction with other consultant's drawings/specification and all other related documents.
- Copyright of these drawings and related documents are reserved by Keeyuen. Any reproduction or distribution of any parts of these drawings and documents are prohibited without permission from Keeyuen.

REV	DATE	NOTES

CLIENT:
Manly Sushi

PROJECT ADDRESS:
Retail Shop 2, 38 The Corso,
Manly, NSW 2095

PROJECT NO:	DESIGNER : Gretta.L	DRAFT BY:	CHECK BY : Gretta.L
DRAWING TITLE: ELEVATION CODE PLAN	SCALE @ A3: 1:80		
DRAWING NUMBER: PL-09	ISSUE DATE: 04/07/2023		




EXISTING SHOP FRONT WALL
IN NEW STONE TILING FINISH

TL5

COS

900

COS



PRINTED GRAPHIC(BLACK
LOGO&LETTERS、WHITE
BACKGROUND) .THE EXACT
SIZE TO BE CONFIRMED ON
SITE.

CUSTOM BACKLIT SIGN WITH
ACRYLIC FINISH.

THE FONT IS"AFTIFAKT
ELEMENT MEDIUM".THE
LETTERS ARE NOT
ILLUMINATED.

KEEP EXISTING SHOP FRONT
FOLDING DOOR ENTRANCE

1

SHOP FRONT ELEVATION

scale 1:30



T: 02 8957 1015
E: info@keeyuen.com.au
A: Suite 1302, 87-89 Liverpool St, Sydney NSW 2000

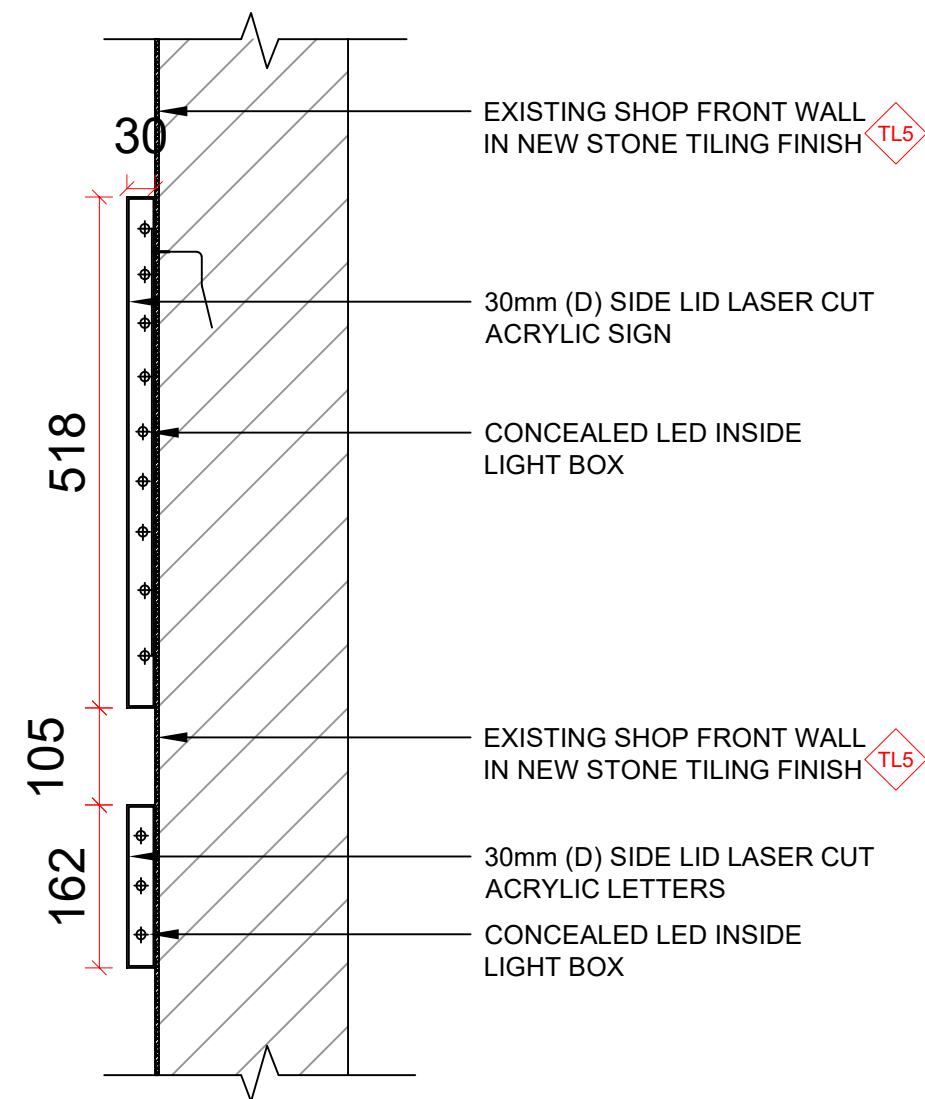
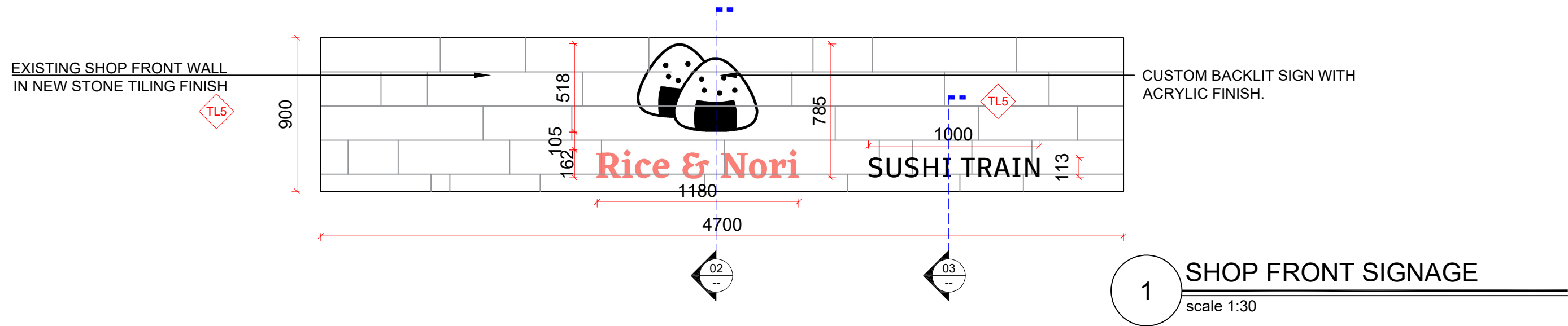
IMPORTANT NOTE

- Do not scale drawings, figured dimensions are to be followed.
- All works to be in accordance with the building code of Australia and local authority requirements.
- All dimensions are to be confirmed on site prior to construction. In the event of any discrepancies on these drawings, the contractor to contact the designer prior to manufacture.
- Measurements for the fabrication of secondary components are to be taken on site to suit.
- Contractor's responsibility to obtain approvals from authorities including local council and water board prior to construction.
- Contractor to liaise with third party suppliers to confirm exact requirements. Including electrical data comms. Hydraulics and any other related requirements
- Contractor to ensure structural integrity and feasibility of all units/components prior to fabrication. All structural components shall be read in accordance to details and specifications prepared by a structural engineer.
- All architectural documentations are to be read in conjunction with other consultant's drawings/specification and all other related documents.
- Copyright of these drawings and related documents are reserved by Keeyuen. Any reproduction or distribution of any parts of these drawings and documents are prohibited without permission from Keeyuen.

REV	DATE	NOTES

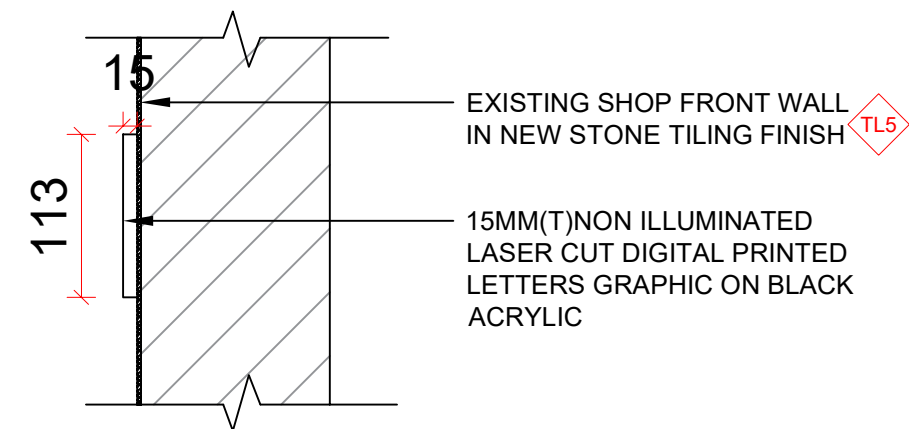
CLIENT: Manly Sushi
PROJECT ADDRESS: Retail Shop 2, 38 The Corso, Manly, NSW 2095

PROJECT NO:	DESIGNER : Gretta.L	DRAFT BY :	CHECK BY : Gretta.L
DRAWING TITLE: SHOP FRONT ELEVATION	SCALE @ A3: 1:30		
DRAWING NUMBER: EL-01	ISSUE DATE: 04/07/2023		



2 SECTION DETAIL

scale 1:8



3 SECTION DETAIL

scale 1:8



T: 02 8957 2015
E: info@keeyuen.com.au
A: Suite 1302, 87-89 Liverpool St, Sydney NSW 2000

IMPORTANT NOTE

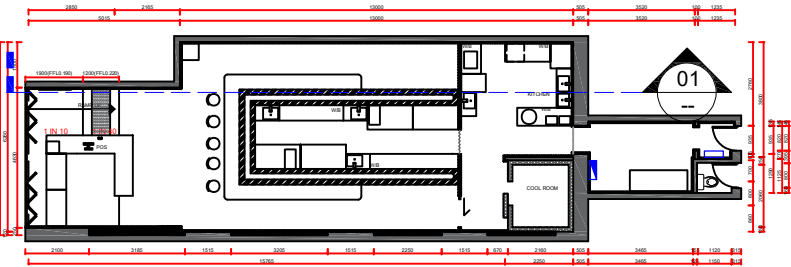
- Do not scale drawings, figured dimensions are to be followed.
- All works to be in accordance with the building code of Australia and local authority requirements.
- All dimensions are to be confirmed on site prior to construction. In the event of any discrepancies on these drawings, the contractor to contact the designer prior to manufacture.
- Measurements for the fabrication of secondary components are to be taken on site to suit.
- Contractor's responsibility to obtain approvals from authorities including local council and water board prior to construction.
- Contractor to liaise with third party suppliers to confirm exact requirements. Including electrical data comms. Hydraulics and any other related requirements
- Contractor to ensure structural integrity and feasibility of all units/components prior to fabrication. All structural components shall be read in accordance to details and specifications prepared by a structural engineer.
- All architectural documentations are to be read in conjunction with other consultant's drawings/specification and all other related documents.
- Copyright of these drawings and related documents are reserved by Keeyuen. Any reproduction or distribution of any parts of these drawings and documents are prohibited without permission from Keeyuen.

REV	DATE	NOTES

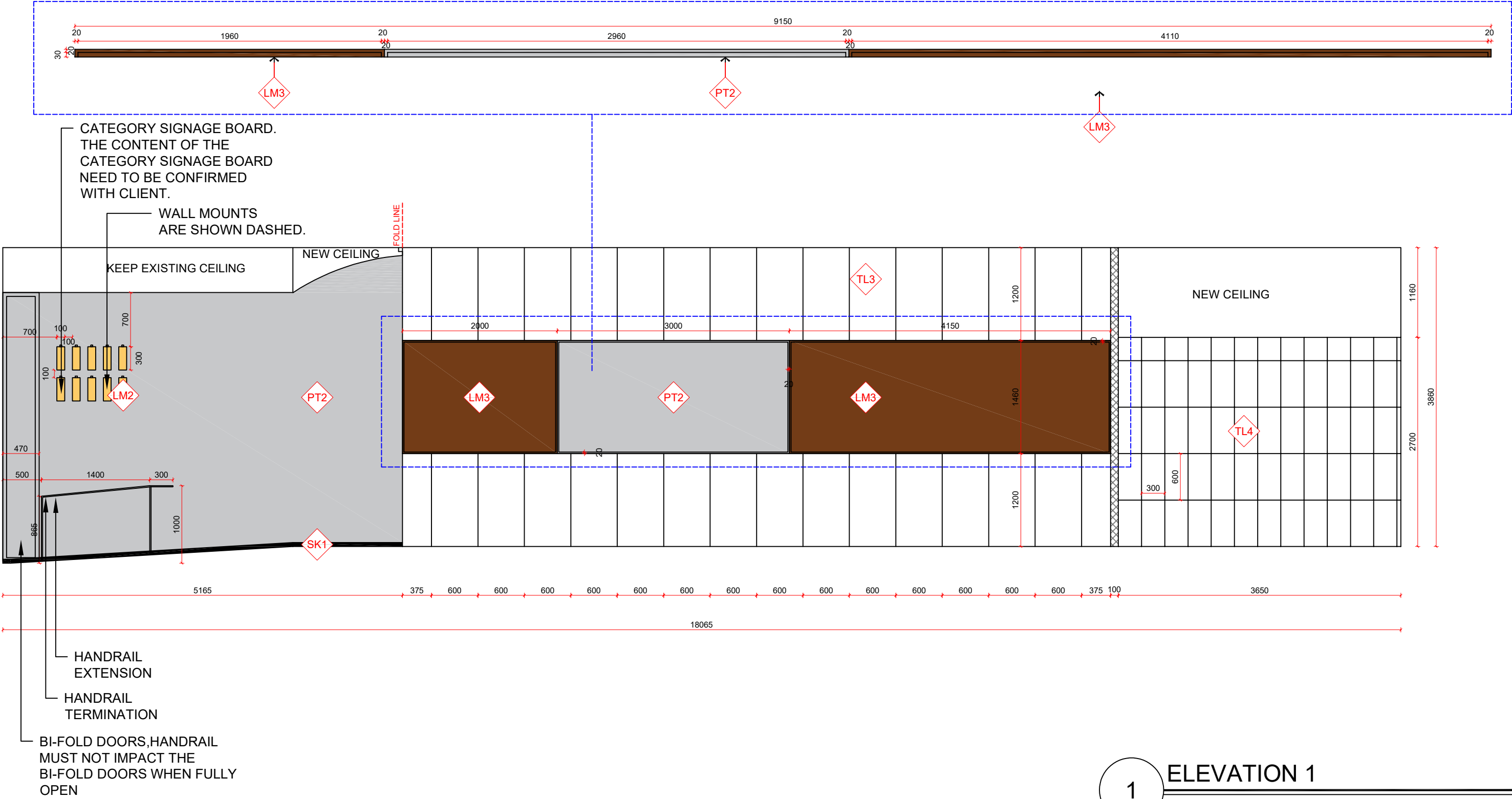
CLIENT:
Manly Sushi

PROJECT ADDRESS:
Retail Shop 2, 38 The Corso,
Manly, NSW 2095

PROJECT NO:	DESIGNER : Gretta.L	DRAFT BY :	CHECK BY : Gretta.L
DRAWING TITLE: SHOP FRONT SIGNAGE DETAIL	SCALE @ A3: 1:30		
DRAWING NUMBER: EL-02	ISSUE DATE: 04/07/2023		



2 PLAN
scale 1:250



1 ELEVATION 1
scale 1:50



T: 02 8957 2015
E: info@keeyuen.com.au
A: Suite 1302, 87-89 Liverpool St, Sydney NSW 2000

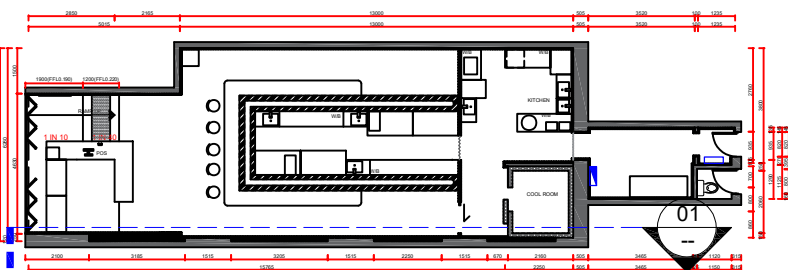
IMPORTANT NOTE

- Do not scale drawings, figured dimensions are to be followed.
- All works to be in accordance with the building code of Australia and local authority requirements.
- All dimensions are to be confirmed on site prior to construction. In the event of any discrepancies on these drawings, the contractor to contact the designer prior to manufacture.
- Measurements for the fabrication of secondary components are to be taken on site to suit.
- Contractor's responsibility to obtain approvals from authorities including local council and water board prior to construction.
- Contractor to liaise with third party suppliers to confirm exact requirements. Including electrical data comms. Hydraulics and any other related requirements
- Contractor to ensure structural integrity and feasibility of all units/components prior to fabrication. All structural components shall be read in accordance to details and specifications prepared by a structural engineer.
- All architectural documentations are to be read in conjunction with other consultant's drawings/specification and all other related documents.
- Copyright of these drawings and related documents are reserved by Keeyuen. Any reproduction or distribution of any parts of these drawings and documents are prohibited without permission from Keeyuen.

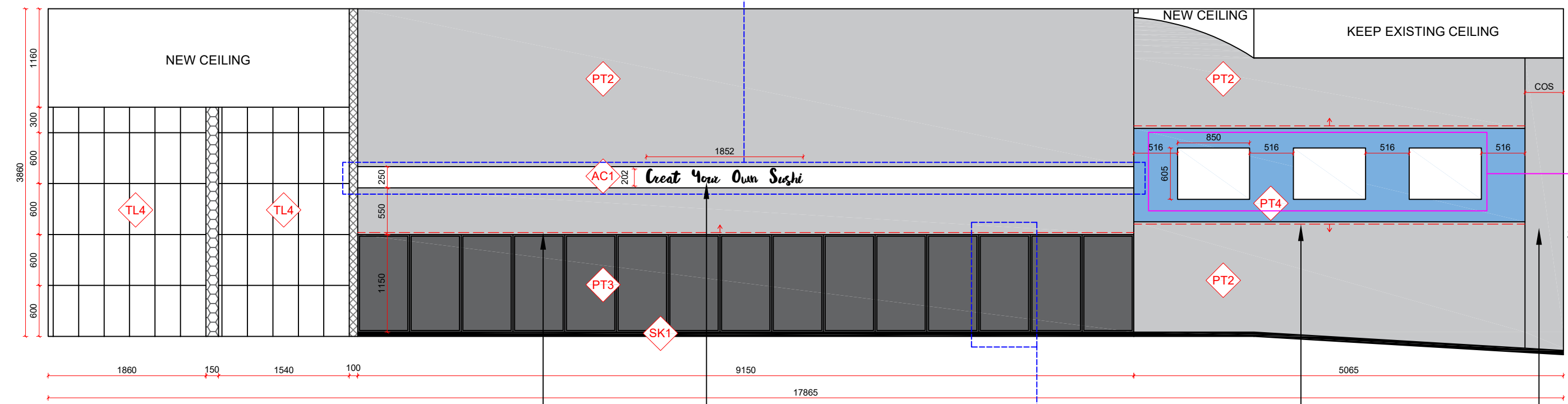
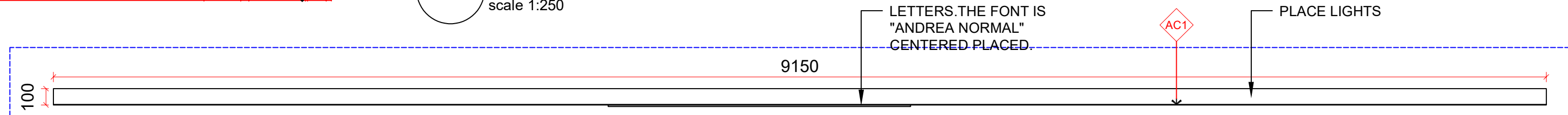
REV	DATE	NOTES

CLIENT: Manly Sushi
PROJECT ADDRESS: Retail Shop 2, 38 The Corso, Manly, NSW 2095

PROJECT NO:	DESIGNER : Gretta.L	DRAFT BY :	CHECK BY : Gretta.L
DRAWING TITLE: ELEVATION 1	SCALE @ A3: 1:50		
DRAWING NUMBER: EL-03	ISSUE DATE: 04/07/2023		



2 PLAN
scale 1:250

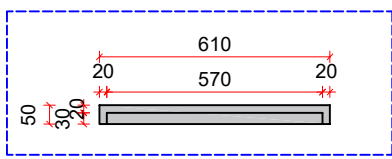


RED COLOR INDICATE
CONCEALED 4000K
LED STRIPES ENSURE
LED STRIPES ARE FULLY
CONCEALED FROM VIEW

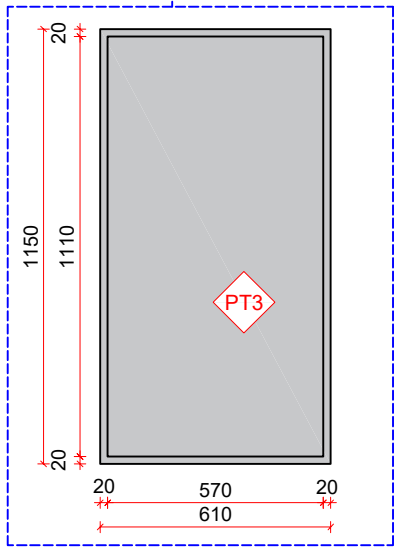
LETTERS.THE FONT IS
"ANDREA NORMAL"
CENTERED PLACED.

RED COLOR INDICATE
CONCEALED 4000K
LED STRIPES.ENSURE LED
STRIPES ARE FULLY
CONCEALED FROM VIEW.

LEAVE EMPTY
SPACE FOR THE
SHOP FRONT
FOLDING DOOR



3 BOARD PLAN
scale 1:20



1 ELEVATION 2
scale 1:50

4 BOARD DETAIL
scale 1:20



T: 02 8957 2015
E: info@keeyuen.com.au
A: Suite 1302, 87-89 Liverpool St, Sydney NSW 2000

IMPORTANT NOTE		
<ul style="list-style-type: none">Do not scale drawings, figured dimensions are to be followed.All works to be in accordance with the building code of Australia and local authority requirements.All dimensions are to be confirmed on site prior to construction. In the event of any discrepancies on these drawings, the contractor to contact the designer prior to manufacture.Measurements for the fabrication of secondary components are to be taken on site to suit.Contractor's responsibility to obtain approvals from authorities including local council and water board prior to construction.Contractor to liaise with third party suppliers to confirm exact requirements. Including electrical data comms. Hydraulics and any other related requirementsContractor to ensure structural integrity and feasibility of all units/components prior to fabrication. All structural components shall be read in accordance to details and specifications prepared by a structural engineer.All architectural documentations are to be read in conjunction with other consultant's drawings/specification and all other related documents.Copyright of these drawings and related documents are reserved by Keeyuen. Any reproduction or distribution of any parts of these drawings and documents are prohibited without permission from Keeyuen.		

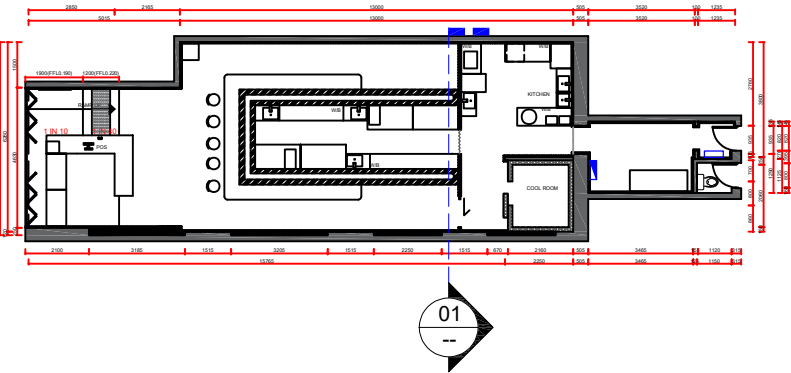
REV	DATE	NOTES

CLIENT: Manly Sushi
PROJECT ADDRESS: Retail Shop 2, 38 The Corso, Manly, NSW 2095

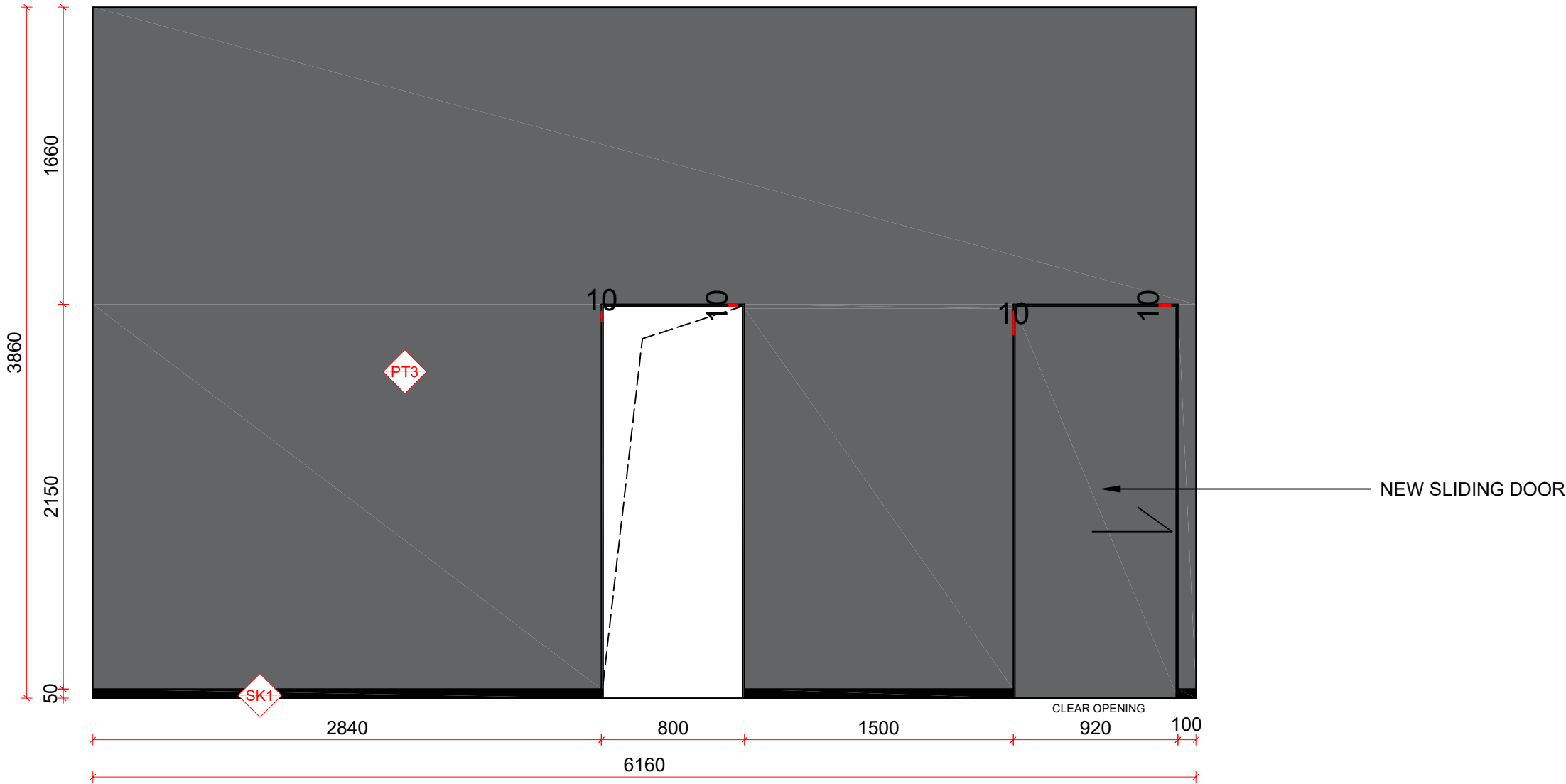
PROJECT NO:
DRAWING TITLE: ELEVATION 2
DRAWING NUMBER: EL-04

DESIGNER : Gretta.L	DRAFT BY :
SCALE @ A3: 1:50	ISSUE DATE: 04/07/2023

CHECK BY : Gretta.L



2 PLAN
scale 1:250



1 ELEVATION 3
scale 1:30



T: 02 8957 2015
E: info@keeyuen.com.au
A: Suite 1302, 87-89 Liverpool St, Sydney NSW 2000

IMPORTANT NOTE

- Do not scale drawings, figured dimensions are to be followed.
- All works to be in accordance with the building code of Australia and local authority requirements.
- All dimensions are to be confirmed on site prior to construction. In the event of any discrepancies on these drawings, the contractor to contact the designer prior to manufacture.
- Measurements for the fabrication of secondary components are to be taken on site to suit.
- Contractor's responsibility to obtain approvals from authorities including local council and water board prior to construction.
- Contractor to liaise with third party suppliers to confirm exact requirements. Including electrical data comms. Hydraulics and any other related requirements
- Contractor to ensure structural integrity and feasibility of all units/components prior to fabrication. All structural components shall be read in accordance to details and specifications prepared by a structural engineer.
- All architectural documentations are to be read in conjunction with other consultant's drawings/specification and all other related documents.
- Copyright of these drawings and related documents are reserved by Keeyuen. Any reproduction or distribution of any parts of these drawings and documents are prohibited without permission from Keeyuen.

REV	DATE	NOTES

CLIENT:
Manly Sushi

PROJECT ADDRESS:
Retail Shop 2, 38 The Corso,
Manly, NSW 2095

PROJECT NO:

DESIGNER :
Gretta.L

DRAFT BY :

CHECK BY :
Gretta.L

DRAWING TITLE:

ELEVATION 3

SCALE @ A3:

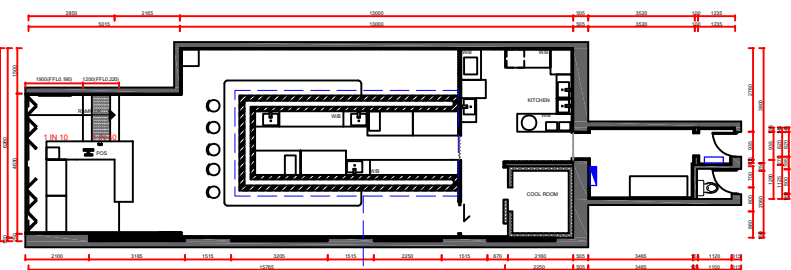
1:30

DRAWING NUMBER:

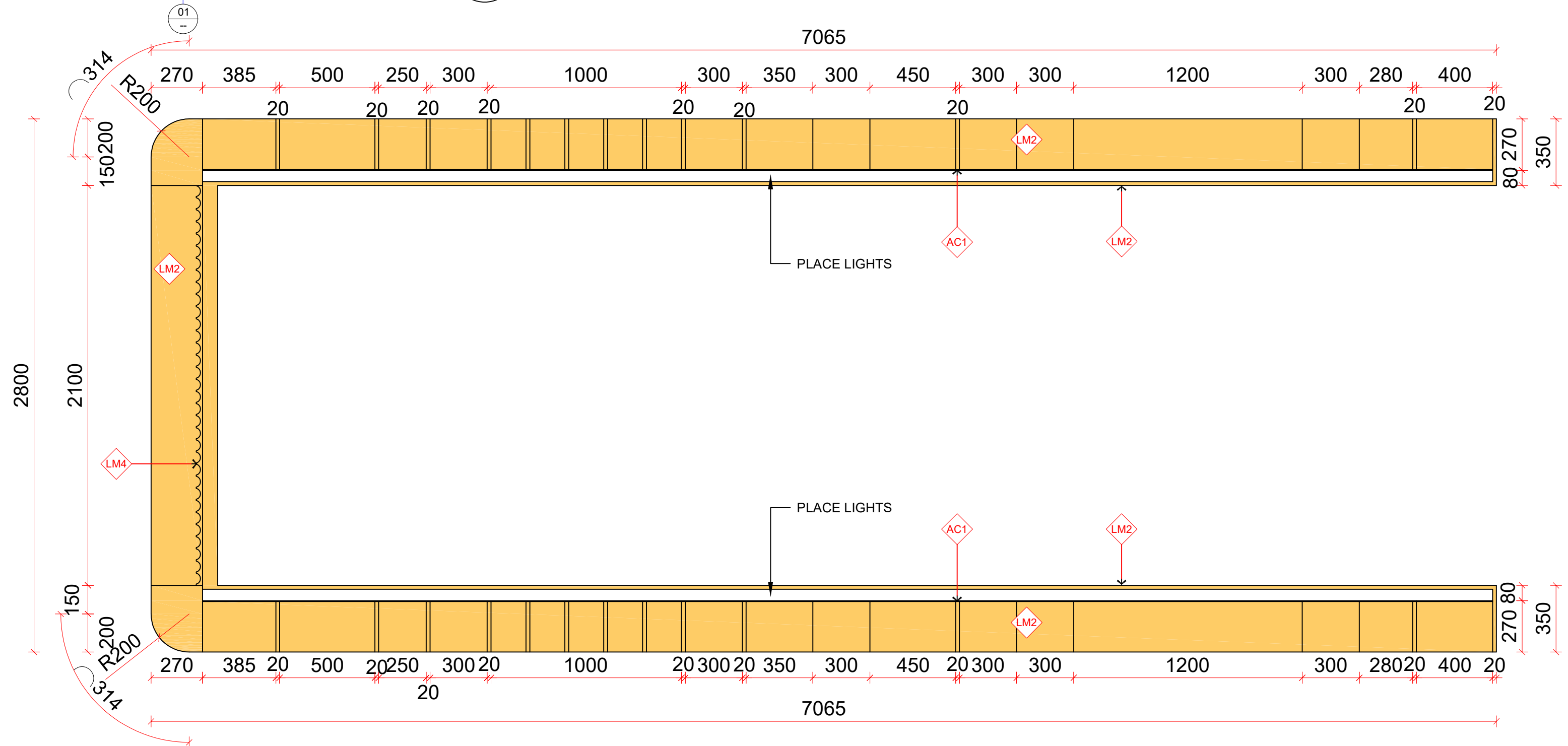
EL-05

ISSUE DATE:

04/07/2023



2 PLAN
scale 1:250



1 HANGING DISPLAY CABINET PLAN
scale 1:20



T: 02 8957 1015
E: info@keeyuen.com.au
A: Suite 1302, 87-89 Liverpool St, Sydney NSW 2000

IMPORTANT NOTE

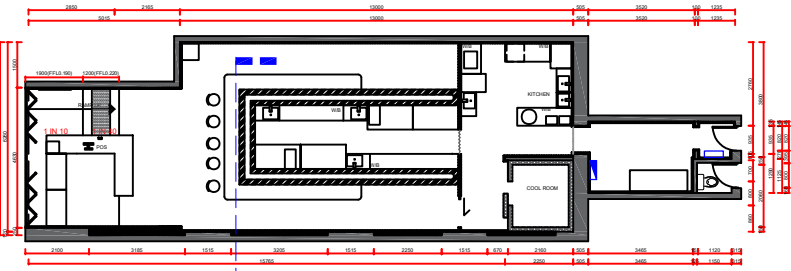
- Do not scale drawings, figured dimensions are to be followed.
- All works to be in accordance with the building code of Australia and local authority requirements.
- All dimensions are to be confirmed on site prior to construction. In the event of any discrepancies on these drawings, the contractor to contact the designer prior to manufacture.
- Measurements for the fabrication of secondary components are to be taken on site to suit.
- Contractor's responsibility to obtain approvals from authorities including local council and water board prior to construction.
- Contractor to liaise with third party suppliers to confirm exact requirements. Including electrical data comms. Hydraulics and any other related requirements
- Contractor to ensure structural integrity and feasibility of all units/components prior to fabrication. All structural components shall be read in accordance to details and specifications prepared by a structural engineer.
- All architectural documentations are to be read in conjunction with other consultant's drawings/specification and all other related documents.
- Copyright of these drawings and related documents are reserved by Keeyuen. Any reproduction or distribution of any parts of these drawings and documents are prohibited without permission from Keeyuen.

REV	DATE	NOTES

CLIENT:
Manly Sushi

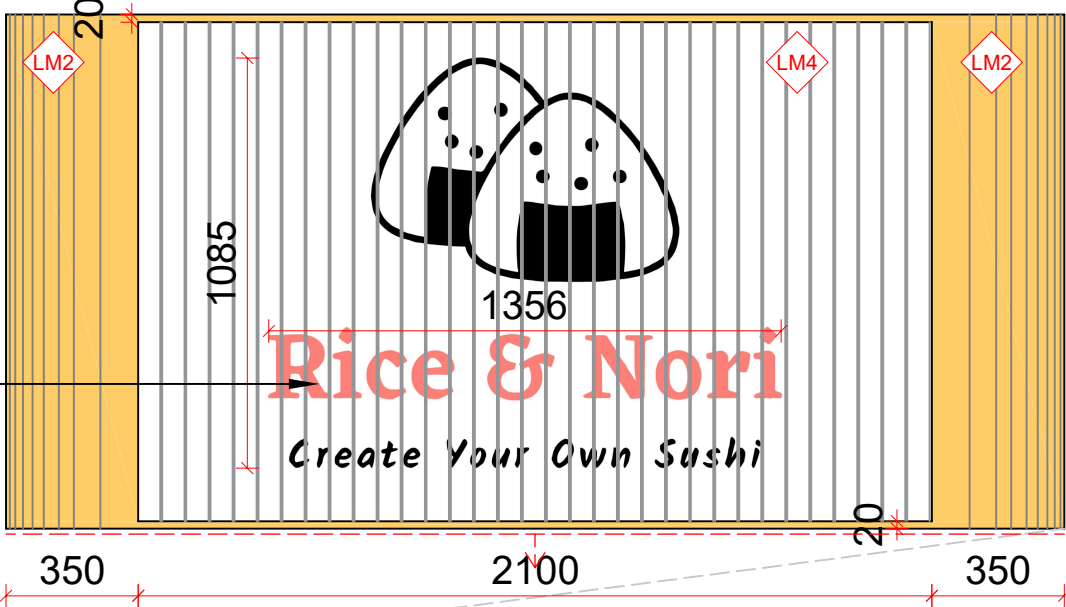
PROJECT ADDRESS:
Retail Shop 2, 38 The Corso,
Manly, NSW 2095

PROJECT NO:	DESIGNER : Gretta.L	DRAFT BY :	CHECK BY : Gretta.L
DRAWING TITLE: HANGING DISPLAY CABINET PLAN		SCALE @ A3: 1:20	
DRAWING NUMBER: EL-06		ISSUE DATE: 04/07/2023	



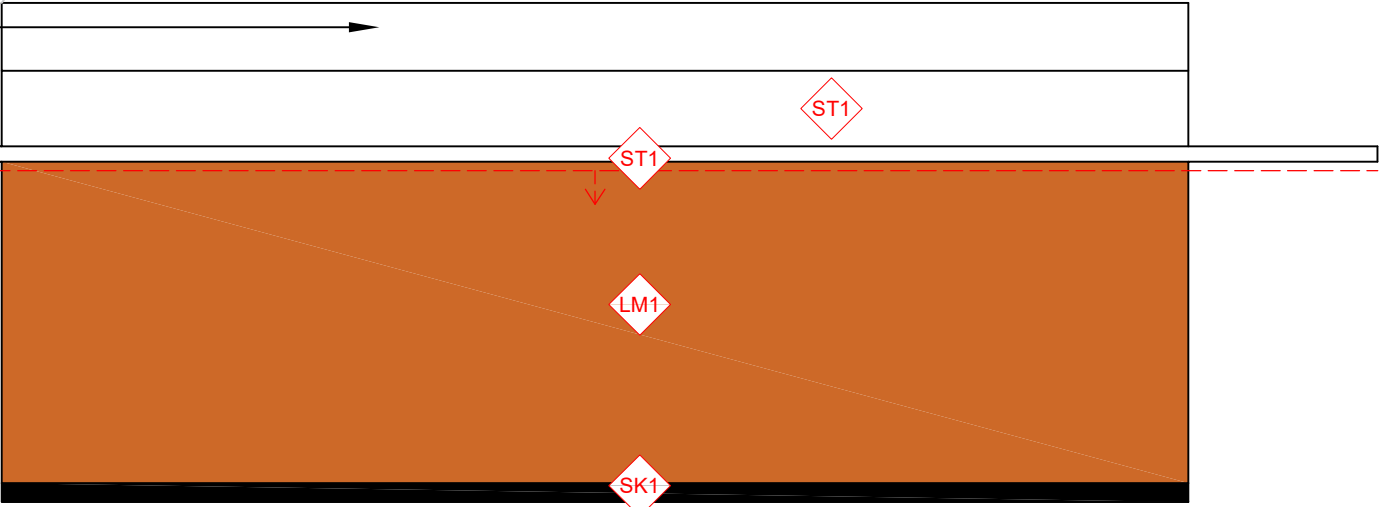
2 PLAN
scale 1:250

CUSTOM BACKLIT SIGN WITH ACRYLIC FINISH



CUSTOM SUSHI TRAIN

RED COLOR INDICATE
CONCEALED 4000K
LED STRIPES ENSURE
LED STRIPES ARE FULLY
CONCEALED FROM VIEW



1 ELEVATION 4
scale 1:20



T: 02 8957 2015
E: info@keeyuen.com.au
A: Suite 1302, 87-89 Liverpool St, Sydney NSW 2000

IMPORTANT NOTE

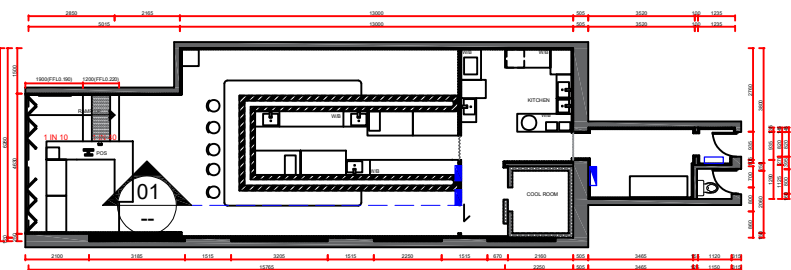
- Do not scale drawings, figured dimensions are to be followed.
- All works to be in accordance with the building code of Australia and local authority requirements.
- All dimensions are to be confirmed on site prior to construction. In the event of any discrepancies on these drawings, the contractor to contact the designer prior to manufacture.
- Measurements for the fabrication of secondary components are to be taken on site to suit.
- Contractor's responsibility to obtain approvals from authorities including local council and water board prior to construction.
- Contractor to liaise with third party suppliers to confirm exact requirements. Including electrical data comms. Hydraulics and any other related requirements
- Contractor to ensure structural integrity and feasibility of all units/components prior to fabrication. All structural components shall be read in accordance to details and specifications prepared by a structural engineer.
- All architectural documentations are to be read in conjunction with other consultant's drawings/specification and all other related documents.
- Copyright of these drawings and related documents are reserved by Kee Yuen. Any reproduction or distribution of any parts of these drawings and documents are prohibited without permission from Kee Yuen.

REV	DATE	NOTES

CLIENT:
Manly Sushi

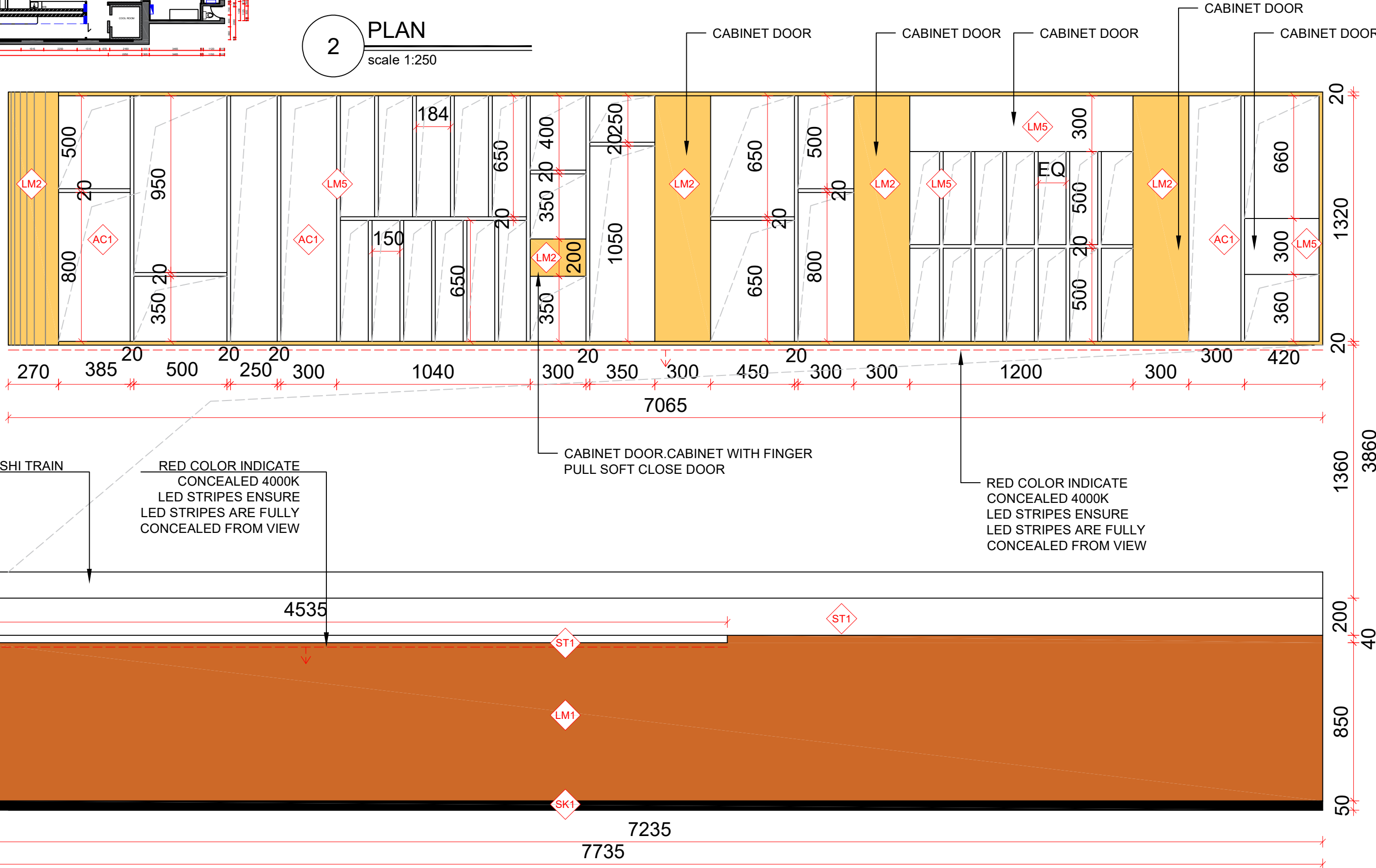
PROJECT ADDRESS:
Retail Shop 2, 38 The Corso,
Manly, NSW 2095

PROJECT NO:	DESIGNER : Gretta.L	DRAFT BY :	CHECK BY : Gretta.L
DRAWING TITLE: ELEVATION 4	SCALE @ A3: 1:20		
DRAWING NUMBER: EL-07	ISSUE DATE: 04/07/2023		



2 PLAN
scale 1:250

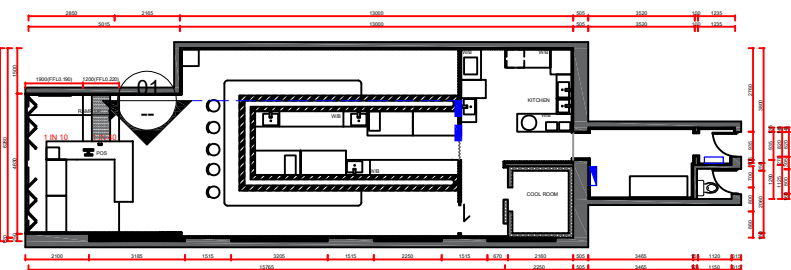
1 ELEVATION 5
scale 1:20



REV	DATE	NOTES

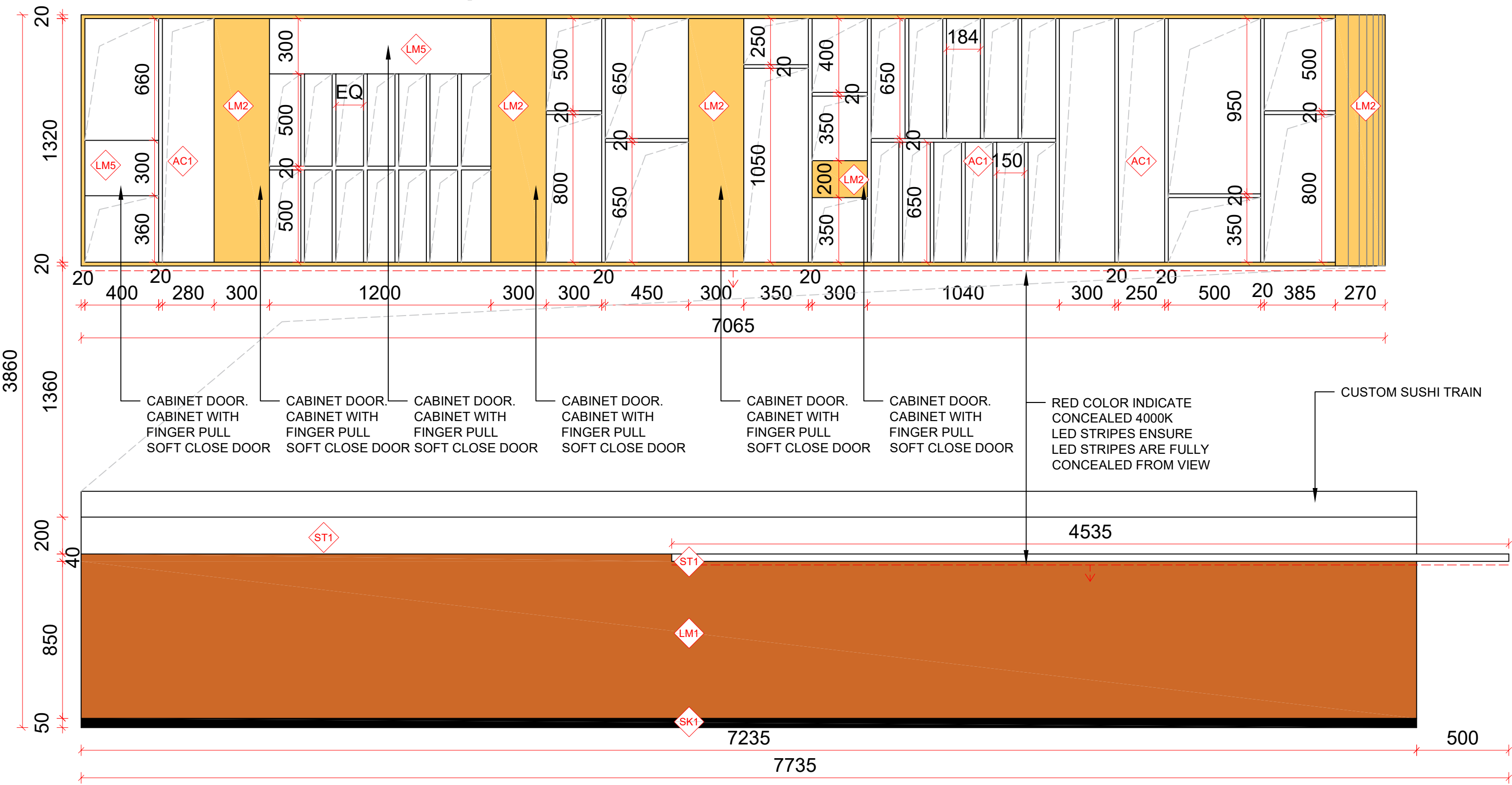
CLIENT: Manly Sushi
PROJECT ADDRESS: Retail Shop 2, 38 The Corso, Manly, NSW 2095

PROJECT NO:	DESIGNER : Gretta.L	DRAFT BY :	CHECK BY : Gretta.L
DRAWING TITLE: ELEVATION 5	SCALE @ A3: 1:20		
DRAWING NUMBER: EL-08	ISSUE DATE: 04/07/2023		



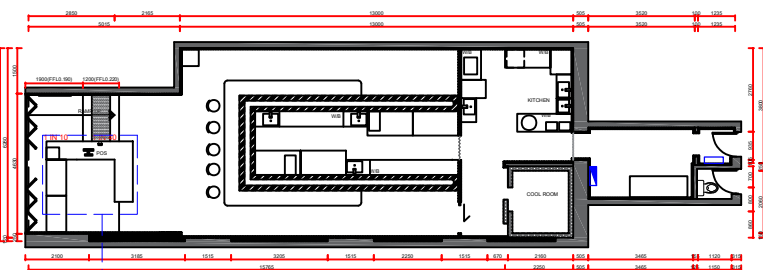
2 PLAN
scale 1:250

1 ELEVATION 6
scale 1:20

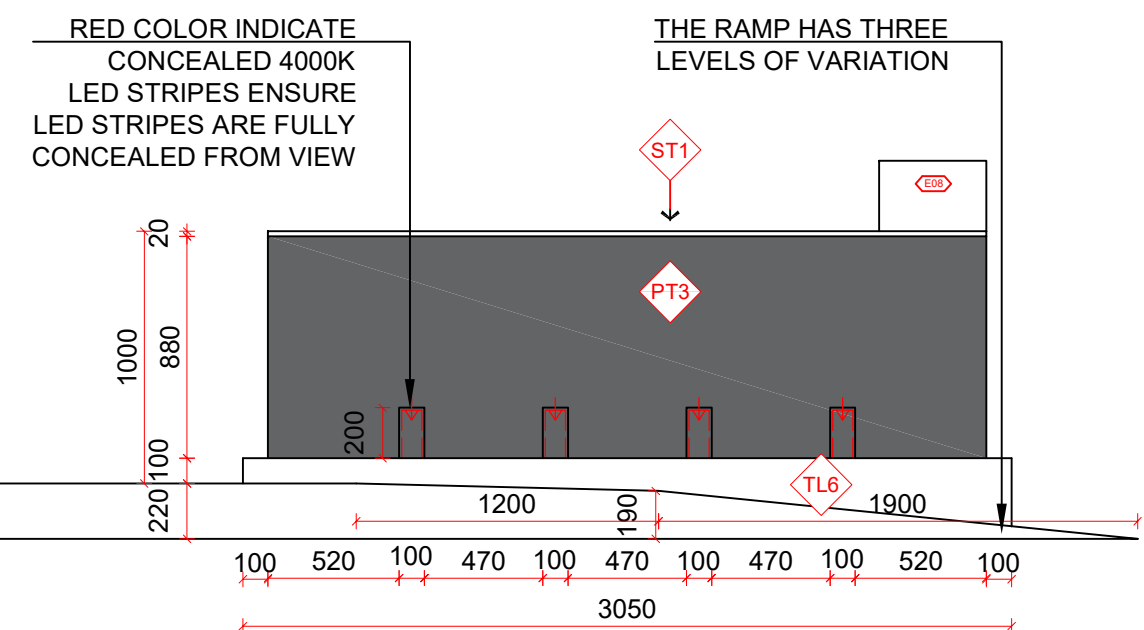


REV	DATE	NOTES

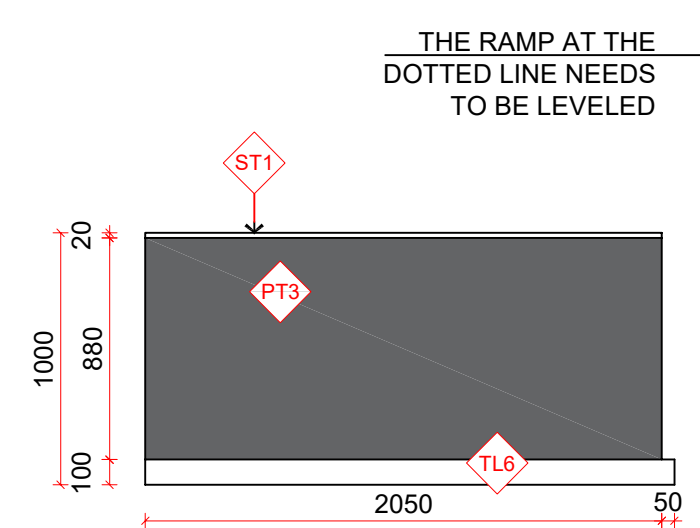
PROJECT NO:	DESIGNER : Gretta.L	DRAFT BY :	CHECK BY : Gretta.L
DRAWING TITLE: ELEVATION 6	SCALE @ A3: 1:20		
DRAWING NUMBER: EL-09	ISSUE DATE: 04/07/2023		



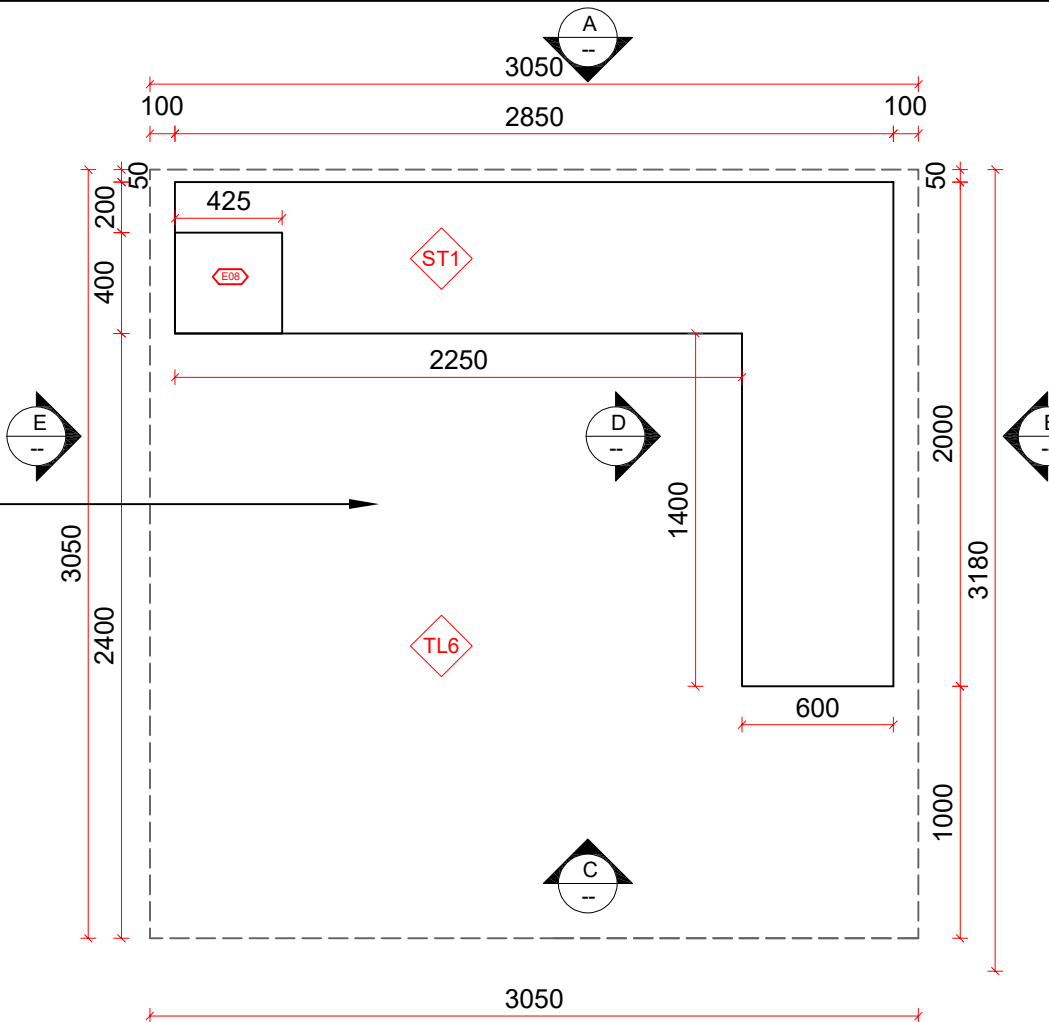
2 PLAN
scale 1:250



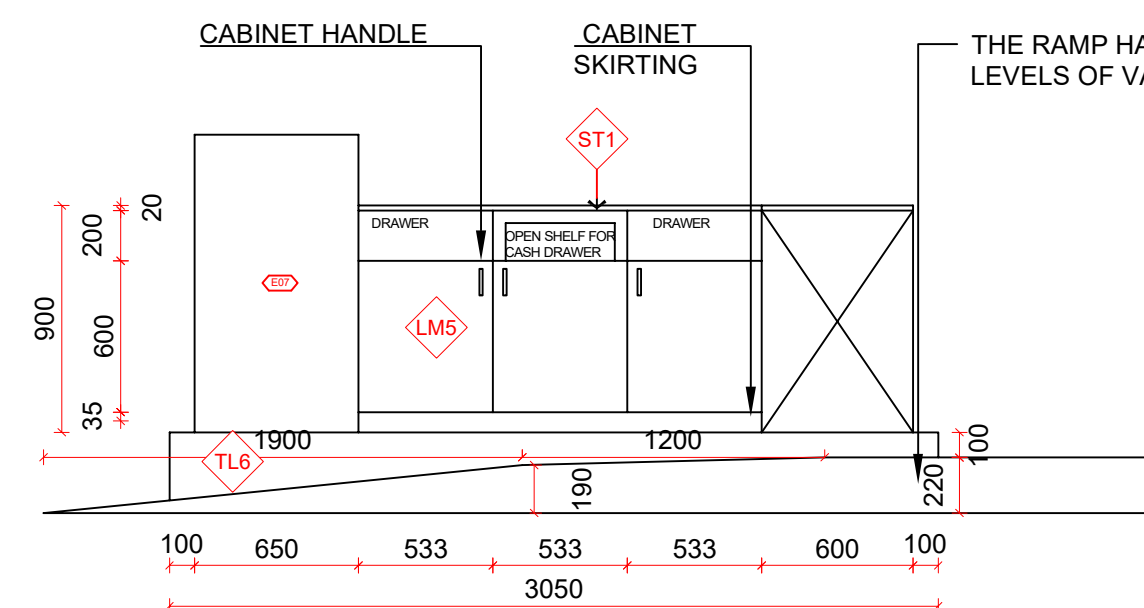
A COUNTER DETAIL A
scale 1:30



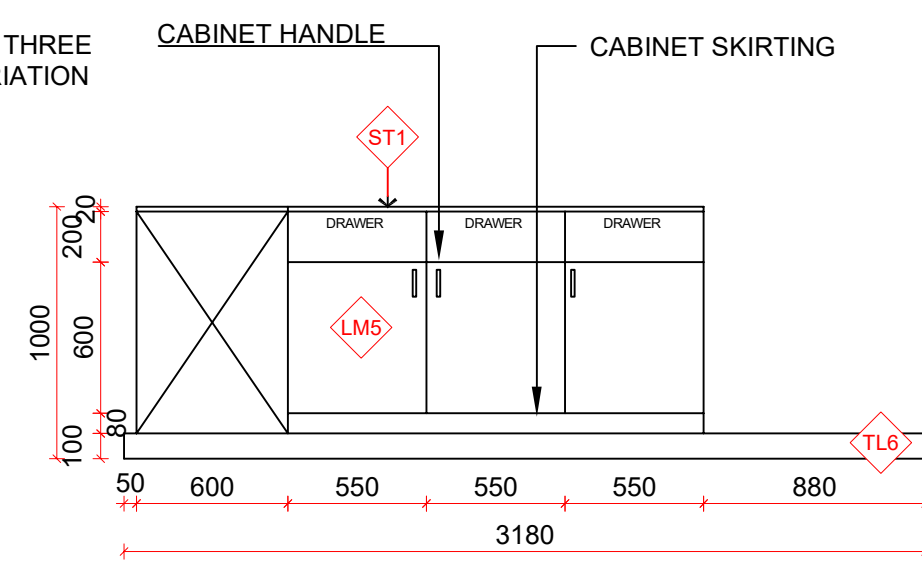
B COUNTER DETAIL B
scale 1:30



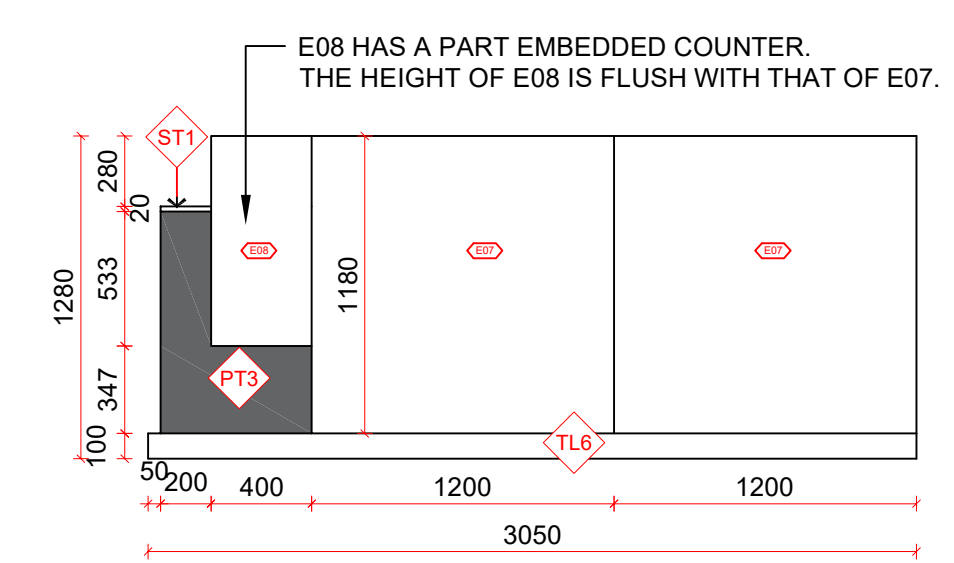
1 COUNTER PLAN
scale 1:30



C COUNTER DETAIL C
scale 1:30



D COUNTER DETAIL D
scale 1:30



E COUNTER DETAIL E
scale 1:30



T: 02 8957 1015
E: info@keeyuen.com.au
A: Suite 1302, 87-89 Liverpool St, Sydney NSW 2000

IMPORTANT NOTE

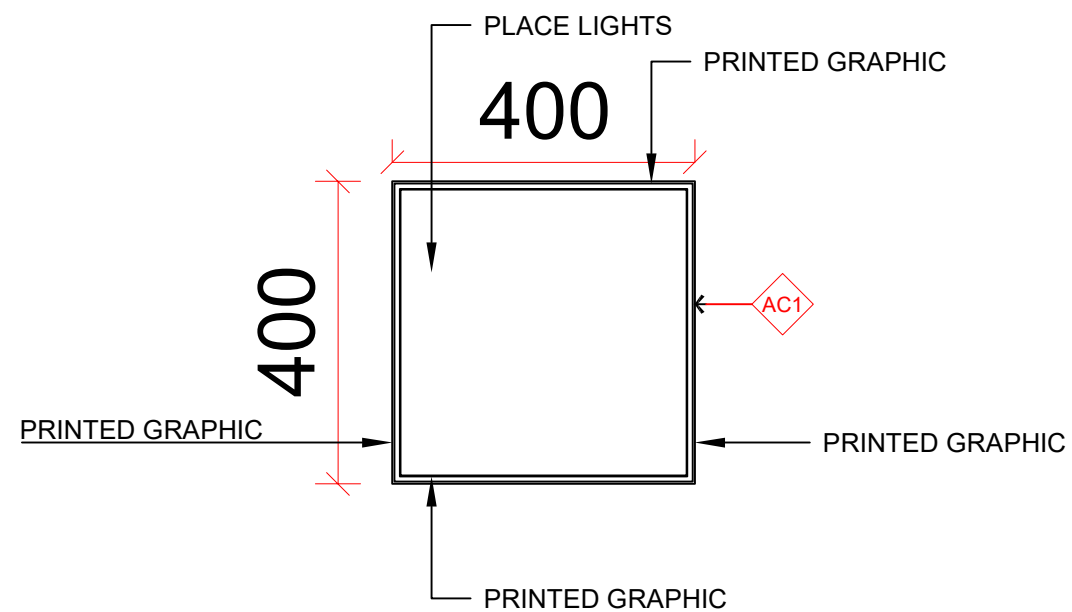
- Do not scale drawings, figured dimensions are to be followed.
- All works to be in accordance with the building code of Australia and local authority requirements.
- All dimensions are to be confirmed on site prior to construction. In the event of any discrepancies on these drawings, the contractor to contact the designer prior to manufacture.
- Measurements for the fabrication of secondary components are to be taken on site to suit.
- Contractor's responsibility to obtain approvals from authorities including local council and water board prior to construction.
- Contractor to liaise with third party suppliers to confirm exact requirements. Including electrical data comms. Hydraulics and any other related requirements
- Contractor to ensure structural integrity and feasibility of all units/components prior to fabrication. All structural components shall be read in accordance to details and specifications prepared by a structural engineer.
- All architectural documentations are to be read in conjunction with other consultant's drawings/specification and all other related documents.
- Copyright of these drawings and related documents are reserved by Keeyuen. Any reproduction or distribution of any parts of these drawings and documents are prohibited without permission from Keeyuen.

REV	DATE	NOTES

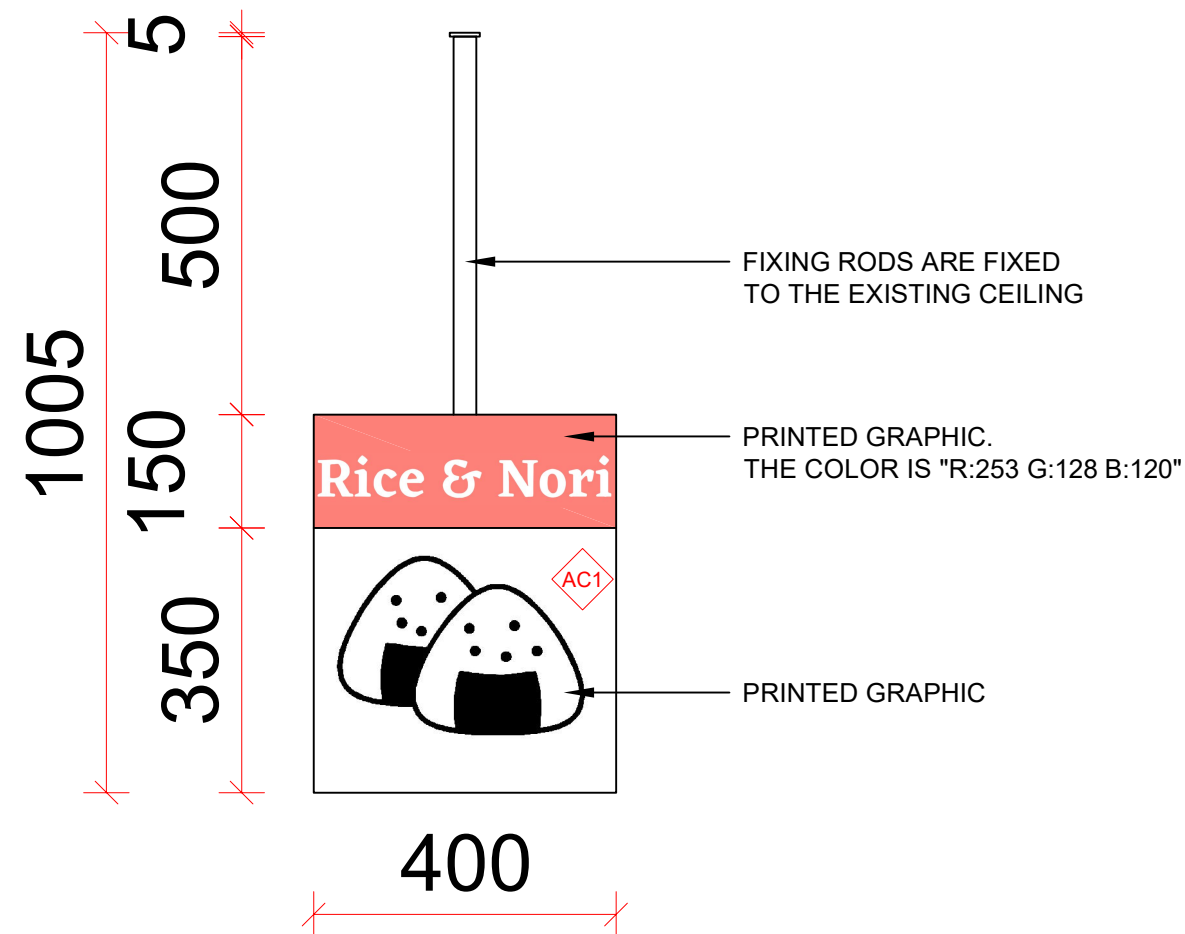
CLIENT:
Manly Sushi

PROJECT ADDRESS:
Retail Shop 2, 38 The Corso,
Manly, NSW 2095

PROJECT NO:	DESIGNER : Gretta.L	DRAFT BY :	CHECK BY : Gretta.L
DRAWING TITLE: COUNTER DETAIL	SCALE @ A3: 1:30		
DRAWING NUMBER: EL-10	ISSUE DATE: 04/07/2023		



1 PICK UP LIGHT BOX PLAN
scale 1:10



2 PICK UP LIGHT BOX DETAIL
scale 1:10



T: 02 8957 2015
E: info@keeyuen.com.au
A: Suite 1302, 87-89 Liverpool St, Sydney NSW 2000

IMPORTANT NOTE

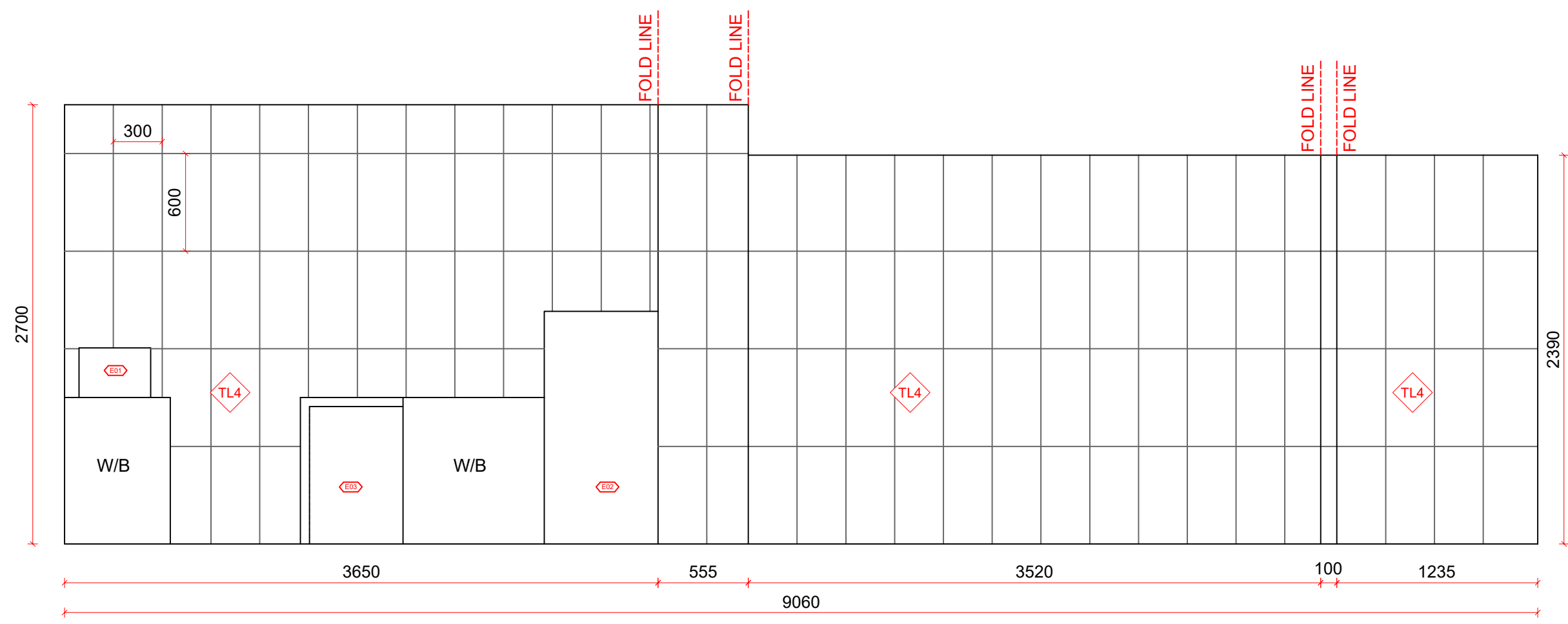
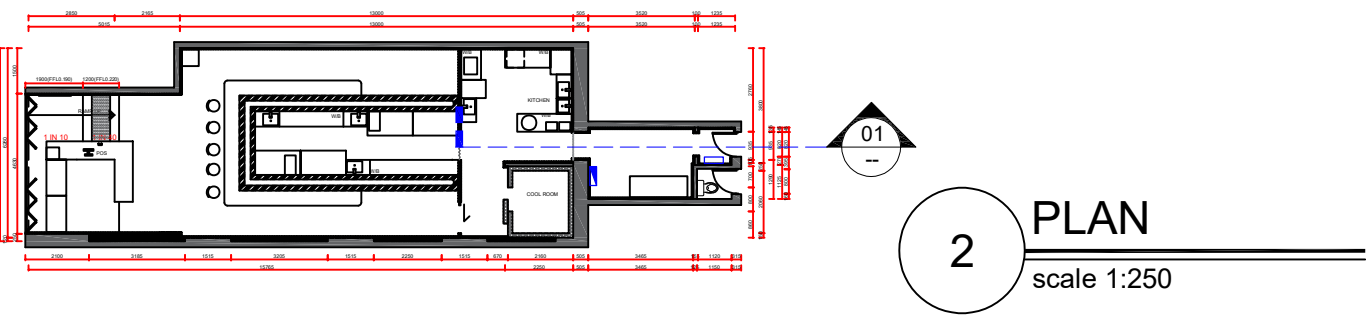
- Do not scale drawings, figured dimensions are to be followed.
- All works to be in accordance with the building code of Australia and local authority requirements.
- All dimensions are to be confirmed on site prior to construction. In the event of any discrepancies on these drawings, the contractor to contact the designer prior to manufacture.
- Measurements for the fabrication of secondary components are to be taken on site to suit.
- Contractor's responsibility to obtain approvals from authorities including local council and water board prior to construction.
- Contractor to liaise with third party suppliers to confirm exact requirements. Including electrical data comms. Hydraulics and any other related requirements
- Contractor to ensure structural integrity and feasibility of all units/components prior to fabrication. All structural components shall be read in accordance to details and specifications prepared by a structural engineer.
- All architectural documentations are to be read in conjunction with other consultant's drawings/specification and all other related documents.
- Copyright of these drawings and related documents are reserved by Keeyuen. Any reproduction or distribution of any parts of these drawings and documents are prohibited without permission from Keeyuen.

REV	DATE	NOTES

CLIENT:
Manly Sushi

PROJECT ADDRESS:
Retail Shop 2, 38 The Corso,
Manly, NSW 2095

PROJECT NO:	DESIGNER : Gretta.L	DRAFT BY :	CHECK BY : Gretta.L
DRAWING TITLE: PICK UP LIGHT BOX	SCALE @ A3: 1:10		
DRAWING NUMBER: EL-11	ISSUE DATE: 04/07/2023		



1 ELEVATION 7
scale 1:30



T: 02 8957 2015
E: info@keeyuen.com.au
A: Suite 1302, 87-89 Liverpool St, Sydney NSW 2000

IMPORTANT NOTE

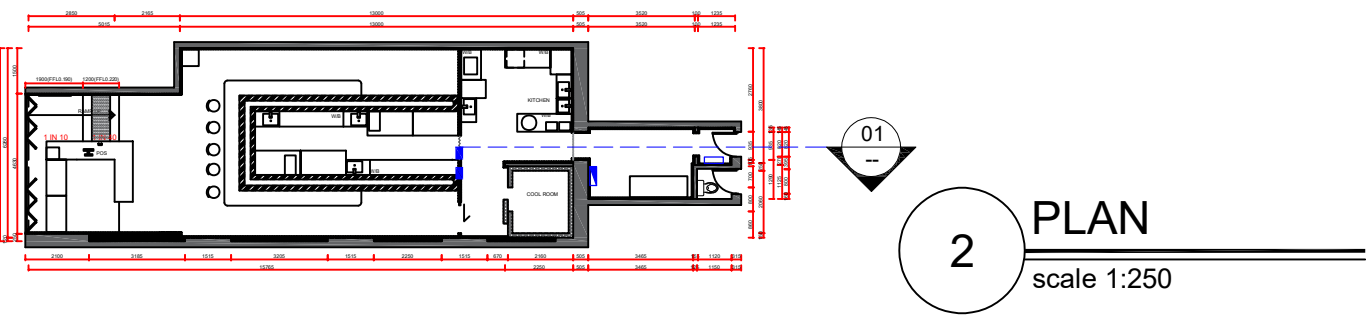
- Do not scale drawings, figured dimensions are to be followed.
- All works to be in accordance with the building code of Australia and local authority requirements.
- All dimensions are to be confirmed on site prior to construction. In the event of any discrepancies on these drawings, the contractor to contact the designer prior to manufacture.
- Measurements for the fabrication of secondary components are to be taken on site to suit.
- Contractor's responsibility to obtain approvals from authorities including local council and water board prior to construction.
- Contractor to liaise with third party suppliers to confirm exact requirements. Including electrical data comms. Hydraulics and any other related requirements
- Contractor to ensure structural integrity and feasibility of all units/components prior to fabrication. All structural components shall be read in accordance to details and specifications prepared by a structural engineer.
- All architectural documentations are to be read in conjunction with other consultant's drawings/specification and all other related documents.
- Copyright of these drawings and related documents are reserved by Keeyuen. Any reproduction or distribution of any parts of these drawings and documents are prohibited without permission from Keeyuen.

REV	DATE	NOTES

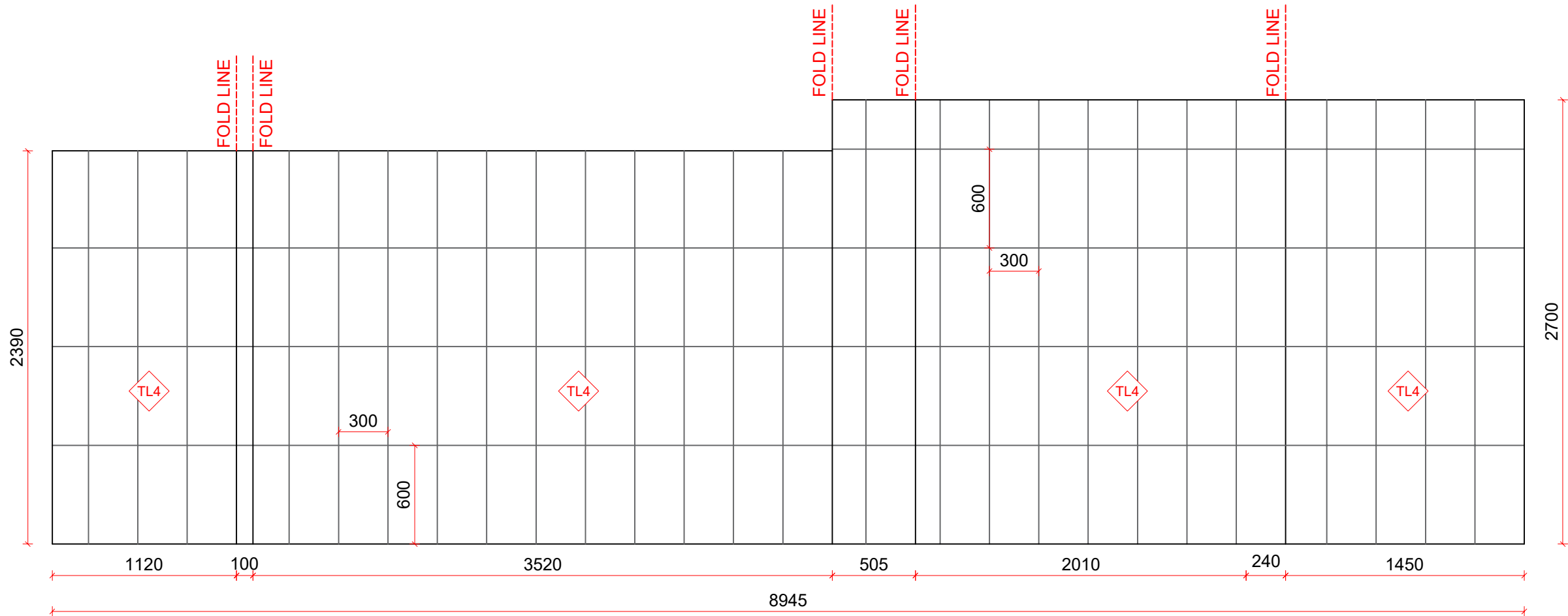
CLIENT:
Manly Sushi

PROJECT ADDRESS:
Retail Shop 2, 38 The Corso,
Manly, NSW 2095

PROJECT NO:	DESIGNER : Gretta.L	DRAFT BY :	CHECK BY : Gretta.L
DRAWING TITLE: ELEVATION 7	SCALE @ A3: 1:30		
DRAWING NUMBER: EL-12	ISSUE DATE: 04/07/2023		



2 PLAN
scale 1:250



1 ELEVATION 8
scale 1:30



T: 02 8957 2015
E: info@keeyuen.com.au
A: Suite 1302, 87-89 Liverpool St, Sydney NSW 2000

IMPORTANT NOTE

- Do not scale drawings, figured dimensions are to be followed.
- All works to be in accordance with the building code of Australia and local authority requirements.
- All dimensions are to be confirmed on site prior to construction. In the event of any discrepancies on these drawings, the contractor to contact the designer prior to manufacture.
- Measurements for the fabrication of secondary components are to be taken on site to suit.
- Contractor's responsibility to obtain approvals from authorities including local council and water board prior to construction.
- Contractor to liaise with third party suppliers to confirm exact requirements. Including electrical data comms. Hydraulics and any other related requirements
- Contractor to ensure structural integrity and feasibility of all units/components prior to fabrication. All structural components shall be read in accordance to details and specifications prepared by a structural engineer.
- All architectural documentations are to be read in conjunction with other consultant's drawings/specification and all other related documents.
- Copyright of these drawings and related documents are reserved by Keeyuen. Any reproduction or distribution of any parts of these drawings and documents are prohibited without permission from Keeyuen.

REV	DATE	NOTES

CLIENT: Manly Sushi
PROJECT ADDRESS: Retail Shop 2, 38 The Corso, Manly, NSW 2095

PROJECT NO:	DESIGNER : Gretta.L	DRAFT BY :	CHECK BY : Gretta.L
DRAWING TITLE: ELEVATION 8	SCALE @ A3: 1:30		
DRAWING NUMBER: EL-13	ISSUE DATE: 04/07/2023		