NORTHERN BEACHES COUNCIL

Waste Management Plan

(For development in the area of WLEP 2011 and WLEP 2000)

This plan is to be completed

in accordance with Council's

Waste Management Guidelines

(For development in the area of WLEP 2011 and WLEP 2000)

Effective Date: 25 October 2016

TABLE OF CONTENTS

Purpose of the Waste Management Plan 2

Structure of the Waste Management Plan 2

Applicant and Project Details 3

Section 1 – Demolition 5

Section 2 – Construction 7

Section 3 – On-going waste management for one or two dwellings 9

Section 4 – On-going waste management for three or more dwellings 10

Section 5 – On-going waste management for non-residential developments 11

Section 6 – Private roadway developments 12

Purpose of the Waste Management Plan

This *Waste Management Plan (WMP)* will detail the arrangements for waste management during all stages of development and occupation.

The WMP must be completed in accordance with the Waste Management Guidelines (Guidelines).

A completed WMP is a mandatory requirement for any Development Application (DA) submitted under WLEP 2011 or WLEP 2000. DAs that are submitted without a completed WMP will be rejected or refused by Council.

Structure of the Waste Management Plan

All applicants are required to complete the 'Applicant and Project Details' part of the WMP and include it with the relevant Sections that apply to their proposed development.

The WMP is divided into Sections and applicants are only required to complete the relevant Sections in accordance with the Guidelines. The table below identifies which Sections are relevant to which development types.

For example, if the proposed development was to include demolition of an existing structure and construction of a single dwelling, the relevant Sections would be Sections 1, 2 and 3.

Section	Development Type^
Section 1 – Demolition	All
Section 2 – Construction	All
Section 3 – On-going waste management for one or two dwellings	One or two dwelling developments Mixed-use developments containing one or two dwellings
Section 4 – On-going waste management for three or more dwellings	Three or more dwelling developments Mixed-use developments containing three or more dwellings
Section 5 – On-going waste management for non-residential and mixed use developments	Commercial developments Industrial developments Mixed-use developments
Section 6 – Private roadway developments	Private roadways

^Note: the definitions of the development types are provided in Section vi of the Introduction to the Guidelines

Applicant and Project Details

Complete this page and the relevant Sections that apply to your proposed development.

Applicants' Details

Name: (must be the same as the DA form)	DUKOR 24 PTY LIMITED
Address: (must be the same as the DA form)	SUITE 604 LEVEL 6 180 OCEAN STREET, EDGECLIFF NSW 2027
Phone Number:	0409395589
Email Address:	danmaurici@hotmail.com

Property Details

Lot No: Deposited Plan (DP) No: or Strata Plan (SP) No:	LOT 1113 DP752038
Unit No: House No: Street: Suburb: Postcode:	1113 OXFORD FALLS ROAD FRENCHS FORREST

Project Details

Description of proposed development:	CONSTRUCTION OF 41 SELF-CONTAINED DWELLINGS
Structures to be demolished:	EXISTING DWELLING

Applicant Declaration

I declare that:

1. This plan has been completed in accordance with the Waste Management Guidelines
2. To the best of my knowledge, the details on this form are accurate and correct

I understand that:

1. All records demonstrating lawful disposal of waste will be retained and kept readily accessible for inspection by regulatory authorities such as Council, NSW Environment Protection Authority or WorkCover NSW.
2. A bond in accordance with Council's fees and charges may apply to this development and must be paid to Council prior to any works commencing.
3. The bond will only be refunded when Council is satisfied that all waste outlined in this plan has been managed as per the plan, and evidence such as photos, receipts and statutory declarations must be supplied where appropriate.

Signature of Applicant: _____ Date: 16/4/19

→ KIMBRIKI OR BELROSE RESOURCE RECOVERY CENTRE.

Section 1 – Demolition

This section must be completed in accordance with 'Chapter 1 – Demolition' of the Waste Management Guidelines

MATERIALS ON SITE	DESTINATION *Evidence such as weighbridge dockets and invoices for waste disposal or recycling must be retained on site for inspection*					
	REUSE AND RECYCLING (MOST FAVOURABLE)				DISPOSAL (LEAST FAVOURABLE)	
Types of Waste Material	Estimated Volume (m^3) or Weight (t)	ONSITE RE-USE ✓ Specify how material will be reused on site	OFFSITE RECYCLING ✓ Recycling Outlet (RO) ✓ Waste Transport Contractor (WTC)		OFFSITE DISPOSAL ✓ Specify landfill site (LS) ✓ Specify Waste Transport Contractor (WTC)	
			WTC	RO	WTC	LS
Excavated Material	$0m^3$					
Garden Organics						
Bricks	$100m^3$	✓ Crush & reuse - roadbase.		✓	OPTION NOT AVAILABLE: These materials must be re-used or separated on or off site and sent for recycling.	
Tiles	$1000m^3$			✓		
Concrete	$15m^3$			✓		
Timber	3000lm			✓		
Plasterboard						
Metals						
Asbestos						
Other waste (please specify)	GLASS $40m^2$			✓		
Estimated Total % Recovered	80%					

Refer to the estimation tables in 'Chapter 1 – Demolition' of the Guidelines for assistance in completing this table.

The applicant must submit a Site Plan showing the structures to be demolished and storage areas for waste and construction materials (if the development also includes construction).

WMP Checklist

Have you included the following:	Applicant Tick
A site plan showing: • The structures to be demolished. • Storage areas for waste to be reused, recycled, or disposed of. • Materials storage (if the development also includes construction)	☑
The table on the previous page, completed in accordance with 'Chapter 1 – Demolition' in the guidelines.	☑

→ Use Belrose facility.

Section 2 – Construction

This section must be completed in accordance with 'Chapter 2 – Construction' of the Waste Management Guidelines

MATERIALS ON SITE	DESTINATION *Evidence such as weighbridge dockets and invoices for waste disposal or recycling must be retained on site for inspection*					
	REUSE AND RECYCLING (MOST FAVOURABLE)				DISPOSAL (LEAST FAVOURABLE)	
Types of Waste Material	Estimated Volume (m^3) or Weight (t)	**ONSITE RE-USE** ✓ Specify how material will be reused on site	**OFFSITE RECYCLING** ✓ Specify recycling outlet (RO) ✓ Specify Waste Transport Contractor (WTC)		**OFFSITE DISPOSAL** ✓ Specify landfill site (LS) ✓ Specify Waste Transport Contractor (WTC)	
* Please specify			WTC	RO	WTC	LS
Excavated Material	16,823 m^3	Reuse for retaining walls & landscape structures (good strength stone) & road base, dams etc				(ripped stone).
Garden Organics						
Bricks	20 m^3	Reuse for road base + landscape structures, dams etc.			OPTION NOT AVAILABLE: These materials must be re-used or separated on or off site and sent for recycling.	
Tiles	104 m^2			✓		
Concrete	60 cum	Reuse for road base + landscape.		✓		
Timber*	20 m^3			✓		
Plasterboard	20 m^2			✓		
Metals*	500 lm.	STUD + RIO.		✓		
Asbestos				✓		
Other waste*				✓		
Estimated Total % Recovered						

Refer to the estimation tables in 'Chapter 2 – Construction' of the Guidelines for assistance in completing this table.

The applicant must submit a Site Plan showing the structures to be demolished and storage areas for waste and construction materials (if the development also includes construction).

WMP Checklist

Have you included the following:	Applicant Tick
A site plan showing: • The structures to be demolished. • Potential storage areas for waste to be reused, recycled, or disposed of. • Materials storage	☑
The table on the previous page, completed in accordance with 'Chapter 2 – Construction' in the guidelines.	☑

Section 3 – On-going waste management for one or two dwellings

This section is to be completed in accordance with 'Chapter 3 – On-going waste management for one or two dwellings' of the Waste Management Guidelines.

Type of development: _____

Number of dwellings: _____

WMP Checklist

Do your architectural and landscape plans include the following:	Applicant Tick
Waste Storage Area design requirements (Chapter 3.2.)	☐
Waste Storage Area location requirements (Chapter 3.3.)	☐

NA.

Section 4 – On-going waste management for three or more dwellings

This section is to be completed in accordance with 'Chapter 4 – On-going waste management for three or more dwellings' of the Waste Management Guidelines.

Type of development: SELF-CARE DWELLINGS

Number of dwellings: 41

WMP Checklist and Applicant Declaration

Do your architectural/landscape plans include the following:	Applicant Tick	N/A
Waste Storage Area design requirements (Chapter 4.2.)	☑	-
Waste Storage Area location requirements (Chapter 4.3.)	☑	-
Pathway, access and door requirements (Chapter 4.4.)	☑	-
Clean-up waste requirements (Chapter 4.5.)	☑	☐
Kerbside (on-street) waste collection requirements (Chapter 4.6.)	☐	☑
On-site (off-street) waste collection requirements (Chapter 4.7.)	☑	☐

- Garbage rooms provided in each basement carpark area as indicated in 'ONGOING WASTE MANAGEMENT PLANS- WMP 2,3,4'
- Residents to deposit waste to these rooms.
- Twice per-week on-site staff will transport bins from garbage rooms to loading dock area (via maintenance vehicle & trailer), shown on 'WMP 5', for collection by Council waste collection service (ON SITE WASTE COLLECTION).
- All covenants & indemnities will be provided to Council from the applicant/owner/operator.

Section 5 – On-going waste management for non-residential and mixed use developments

This section is to be completed in accordance with 'Chapter 5 – On-going waste management for non-residential developments' and 'Chapter 6 – On-going waste management for mixed use developments' of the Waste Management Guidelines.

Type of development: _____

Number of commercial premises: _____

Number of Waste Storage Areas: _____

WMP Checklist

Do your architectural/landscape plans include the following:	Applicant Tick	N/A
Waste Storage Area design requirements (Chapter 5.2.)	☐	-
Waste Storage Area location requirements (Chapter 5.3.)	☐	-

NA

Section 6 – Private roadway developments

This section is to be completed in accordance with 'Chapter 7 – Private roadway developments' of the Waste Management Guidelines.

Type of development: _____

Number of dwellings: _____

(Only applicable for sub-divisions)

WMP Checklist and Applicant Declaration

Do your sub-division plans include the following:	Applicant Tick	N/A
Council's waste vehicle design requirements (Chapter 7.2.)	☐	☐
Waste Storage Area requirements (Chapter 7.3.)	☐	☐

NA.

WASTE MANAGEMENT PLAN - WMP 1

SELF-CONTAINED DWELLINGS 1113 OXFORD FALLS ROAD, APRIL 2019 IN ACCORDANCE WITH NORTHERN BEACHES COUNCIL WASTE MANAGEMENT GUIDELINES

marchesepartners

Marchese Partners International Pty Ltd
Level 1, 53 Walker Street. North Sydney, NSW 2060. Australia
P +61 2 9922 4375 F +61 2 9929 5786 E info@marchesepartners.com
www.marchesepartners.com
Sydney · Brisbane · Canberra · Melbourne · Adelaide
Kuala Lumpur · Auckland · Christchurch · London · Madrid
ABN 20 098 552 151

CLIENT
DuKor 24 Pty Ltd
Frenchs Forest
Barnes Road

PROJECT
Oxford Falls - Self Contained Dwellings

DRAWING TITLE
DEMOLITIO

SCALE
1:1000@A3

JOB
18161

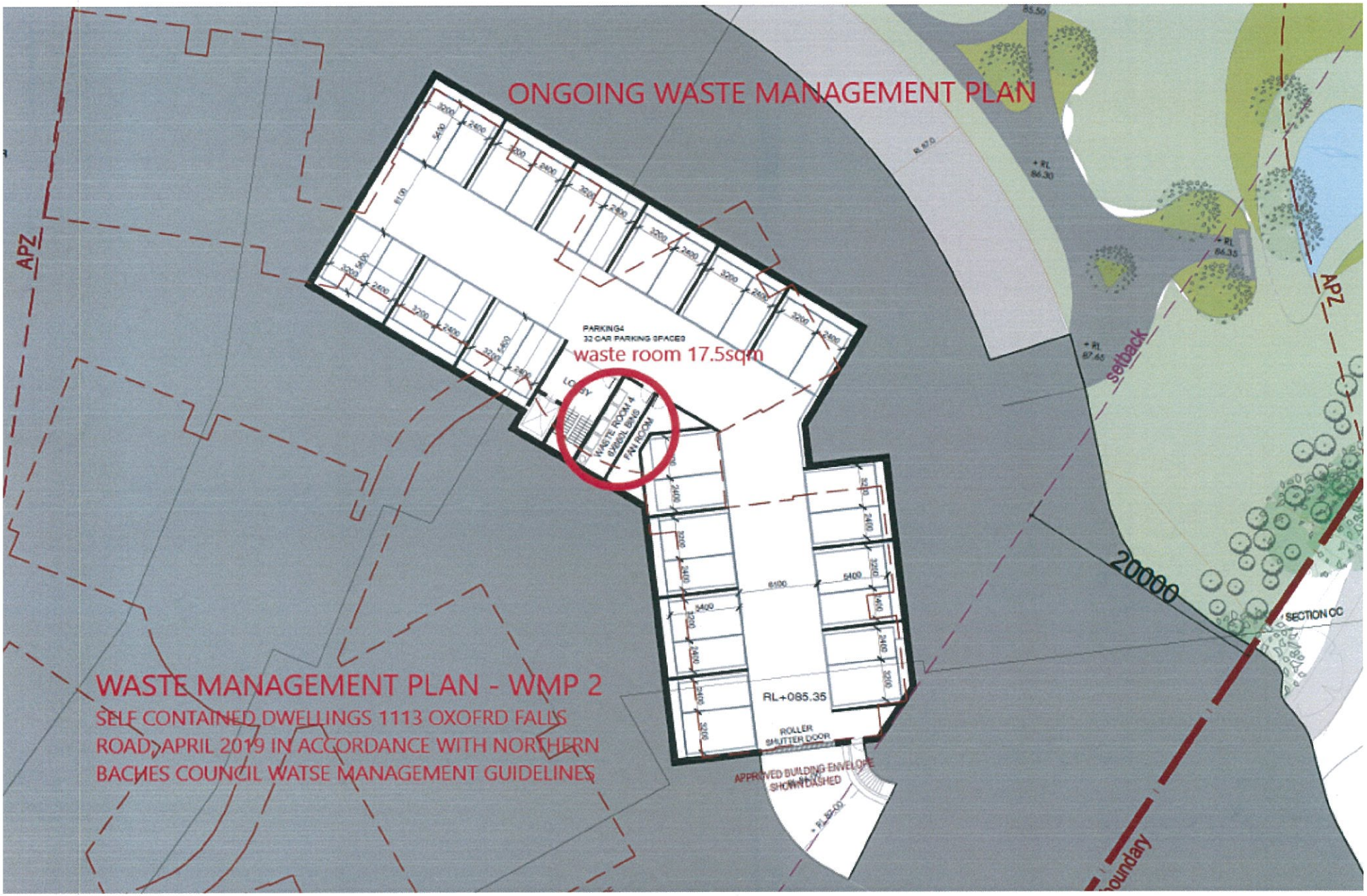
ONGOING WASTE MANAGEMENT PLAN
waste room 17.5sqm
PARKING4
32 CAR PARKING SPACES
WASTE ROOM 4
FAN ROOM
RL+085.35
ROLLER SHUTTER DOOR
APPROVED BUILDING ENVELOPE SHOWN DASHED
APZ
APZ
setback
20000
SECTION CC
WASTE MANAGEMENT PLAN - WMP 2
SELF CONTAINED DWELLINGS 1113 OXOFRD FALLS ROAD APRIL 2019 IN ACCORDANCE WITH NORTHERN BACHES COUNCIL WATSE MANAGEMENT GUIDELINES

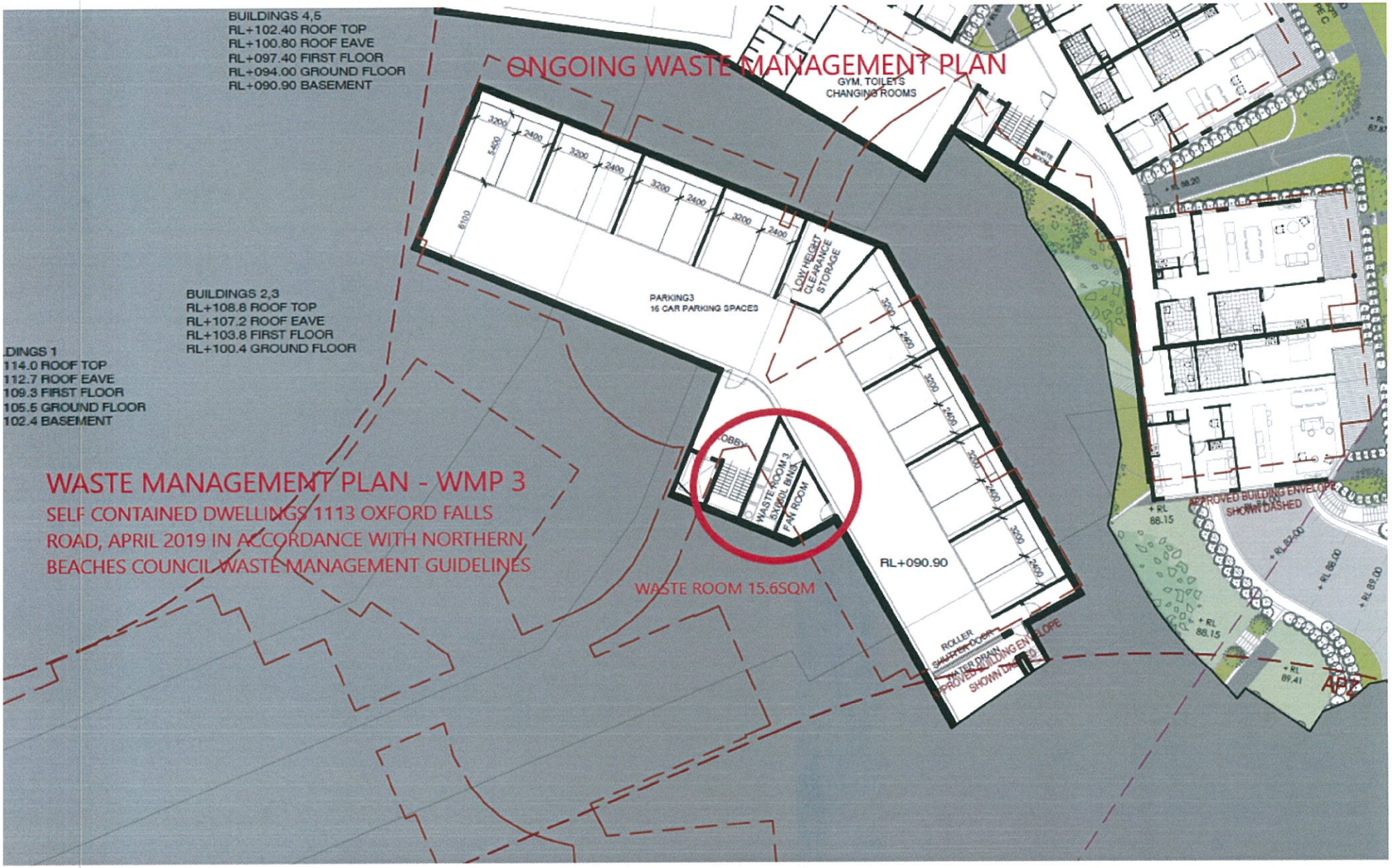
ONGOING WASTE MANAGEMENT PLAN
BUILDINGS 4,5
RL+102.40 ROOF TOP
RL+100.80 ROOF EAVE
RL+097.40 FIRST FLOOR
RL+094.00 GROUND FLOOR
RL+090.90 BASEMENT
GYM, TOILETS
CHANGING ROOMS
BUILDINGS 2,3
RL+108.8 ROOF TOP
RL+107.2 ROOF EAVE
RL+103.8 FIRST FLOOR
RL+100.4 GROUND FLOOR
DINGS 1
114.0 ROOF TOP
112.7 ROOF EAVE
109.3 FIRST FLOOR
105.5 GROUND FLOOR
102.4 BASEMENT
PARKING3
16 CAR PARKING SPACES
LOW HEIGHT CLEARANCE STORAGE
LOBBY
WASTE ROOM 3
SKIPPOL BINS
FAN ROOM
RL+090.90
WASTE ROOM 15.6SQM
ROLLER SHUTTER DOOR
WATER DRAIN
APPROVED BUILDING ENVELOPE SHOWN DASHED
APPROVED BUILDING ENVELOPE SHOWN DASHED
APZ
WASTE MANAGEMENT PLAN - WMP 3
SELF CONTAINED DWELLINGS 1113 OXFORD FALLS ROAD, APRIL 2019 IN ACCORDANCE WITH NORTHERN BEACHES COUNCIL WASTE MANAGEMENT GUIDELINES

ONGONG WASTE MANAGEMENT PLAN

WASTE MANAGEMENT PLAN - WMP4

SELF CONTAINED DWELLINGS 1-113 OXFORD FALLS ROAD,
APRIL 2019 IN ACCORDANCE WITH NORTHERN BEACHES
COUNCIL WASTE MANAGEMENT GUIDELINES

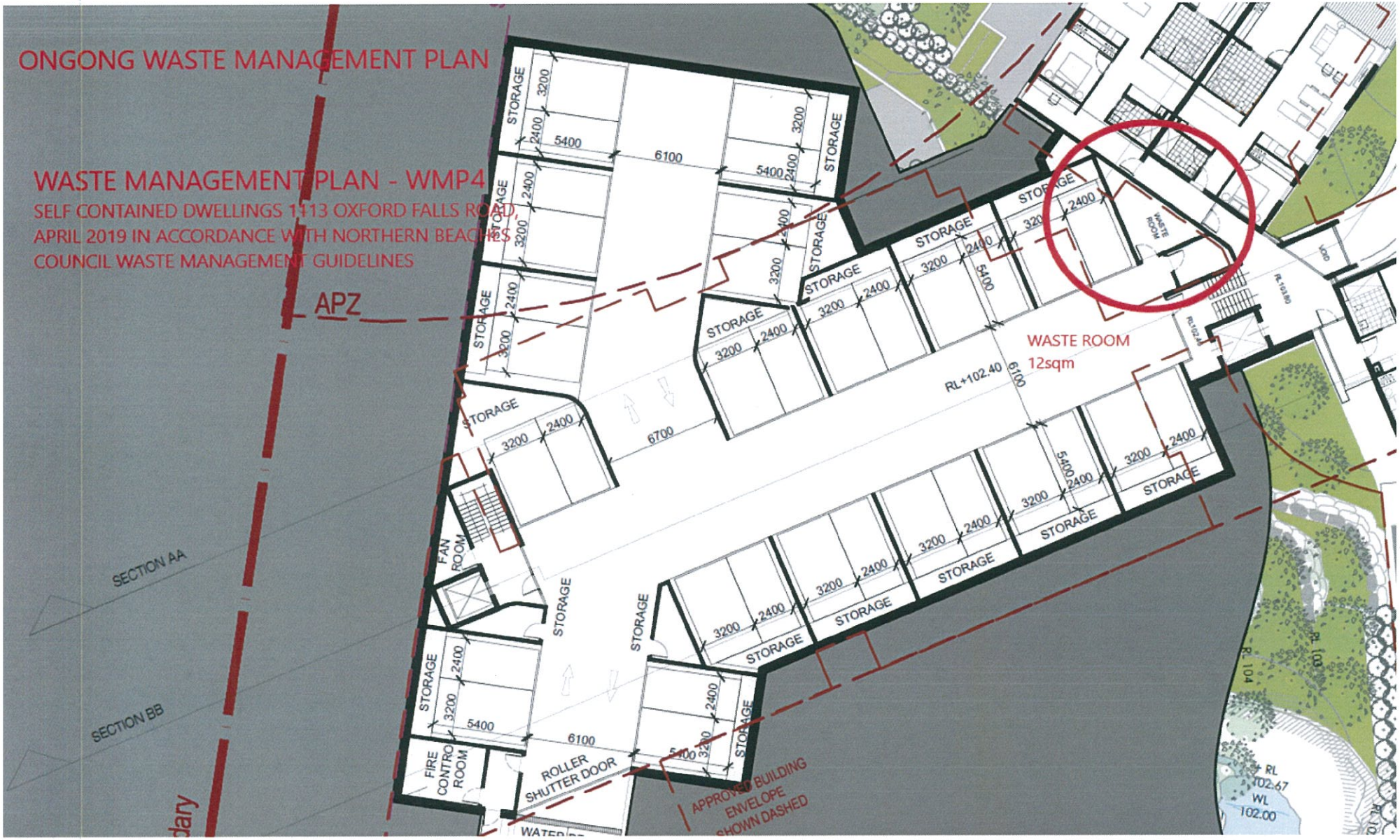

ONGOING WASTE MANAGEMENT PLAN

WASTE MANAGEMENT PLAN - WMP 5

SELF CONTAINED DWELLINGS 1113 OXFORD FALLS ROAD, APRIL 2019 IN ACCORDANCE WITH NORTHERN BEACES COUNCIL WASTE MANAGEMENT GUIDELINES
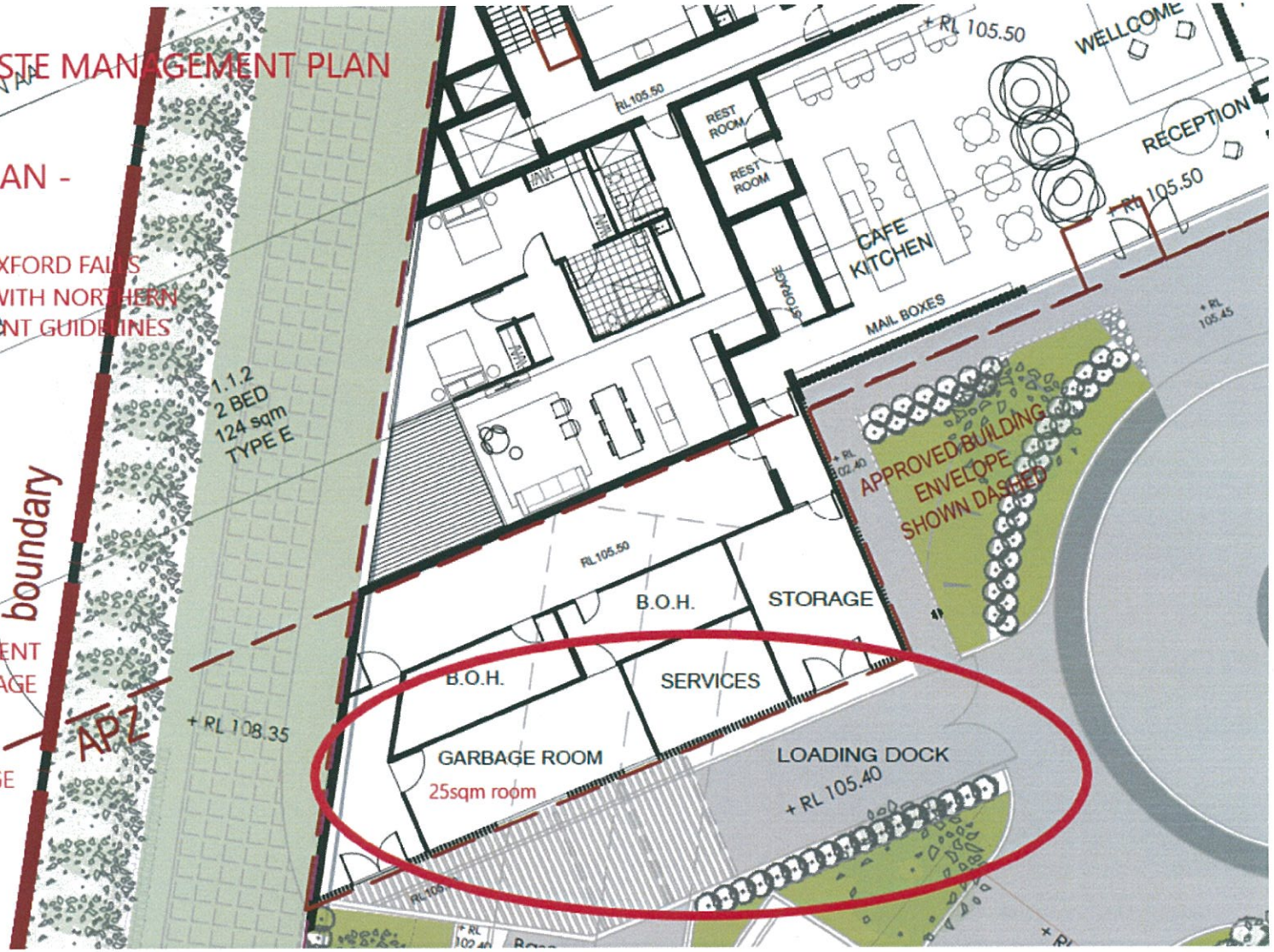
WASTE TRANSFERED FROM BASEMENT WASTE ROOMS BY STAFF TO GARBAGE ROOM AT LOADING DOCK FOR ONSITE REMOVAL BY COUNCIL SERVICE TWICE PER WEEK. GARBAGE ROOM AREA, LOADING DOCK DIMENSIONS AND VEHICLE SITE ACCESS COMPLY WITH COUNCIL GUIDELINES